

NEW TESTAMENT 2023

Come, Follow Me with *Living Scriptures* STREAMING

I Am a Child of God

Acts 16-21

Objectives:

- Discuss why it's important to know that we are children of God.
Talk about ways we can share the gospel with others.

Reinforces Principles of:

- Missionary Work, Divine Identity

Reverence Time

Song: I Am a Child of God

<https://www.churchofjesuschrist.org/music/library/childrens-songbook/i-am-a-child-of-god>

Scripture: Acts 17:29

"Forasmuch then as we are the offspring of God, we ought not to think that the Godhead is like unto gold, or silver, or stone, graven by art and man's device."

Video: Watch this week's clip from the Living Scriptures Streaming Library. Find the clip at <https://www.livingscriptures.com/fhe-lesson-childofgod>

Lesson Time

I Am a Child of God

Lesson

Summary:

After Saul was converted, his name was changed to Paul. He was determined to keep his promise to follow Jesus Christ and share the gospel. The Jews were angry with him for teaching about Jesus Christ. But Paul kept teaching. He traveled many places, teaching the gospel and baptizing those that would hear his message.

Paul warned the people against worshipping idols and false gods. He taught the people that we are the offspring of God. God created all things, including us. Not only are we one of His creations, we are His children.

Heavenly Father loves all His children and wants them to know that Jesus Christ is our Savior, and that He has a plan for us. We can share the gospel with those around us and help to gather the family of God.

Quote:

"You are a child of God. He is the father of your spirit. Spiritually you are of noble birth, the offspring of the King of Heaven. Fix that truth in your mind and hold to it. However many generations in your mortal ancestry, no matter what race or people you represent, the pedigree of your spirit can be written on a single line. You are a child of God!"
– Boyd K. Packer

Questions:

Why did Paul continue to share the gospel, even when it was dangerous?

Why is it important to know that we are children of God?

How can we help gather the family of God?

Activity Time

Gathering the Family of God

Description: In this fun activity your family will learn that they are each important members of the family of God and how they can help share the gospel with others.

What you need: ■ A copy of the “Gathering the Family of God” activity for each child and scissors.

Preparation:

1. Print out the artwork.
2. Cut along dotted lines.
3. Fold each group of children, accordion style, along solid black lines.
4. Cut around the figure, careful not to cut along the folds where the hands touch (this can be done before or after the activity).

Activity: Explain: Since the early days of the Restoration, church leaders have worked at the task of building up Christ’s Church. As early as 1837, missionaries served in foreign missions. The work continues today with over 50,000 full time missionaries throughout the world.

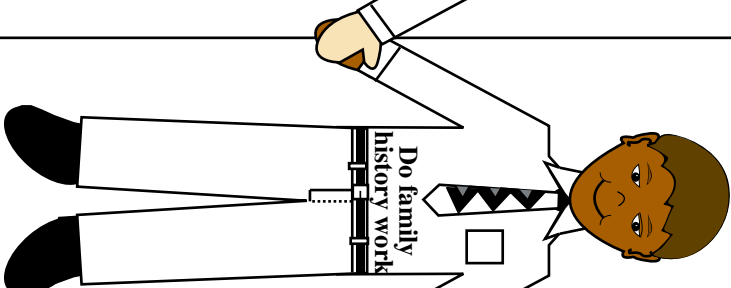

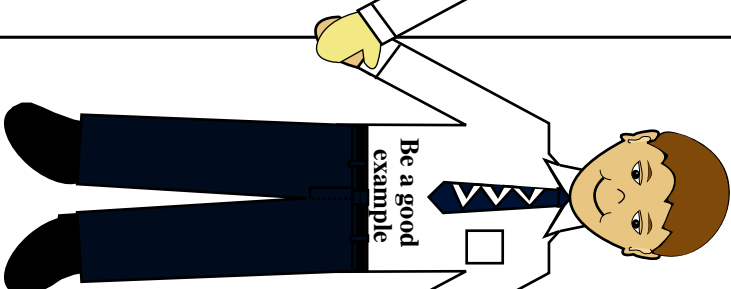
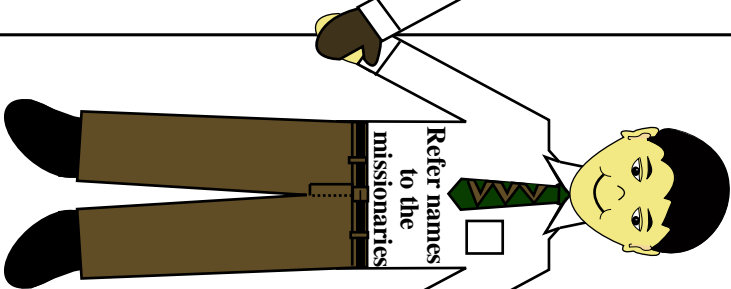
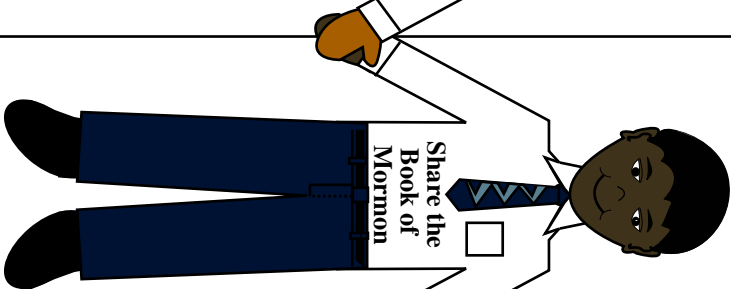
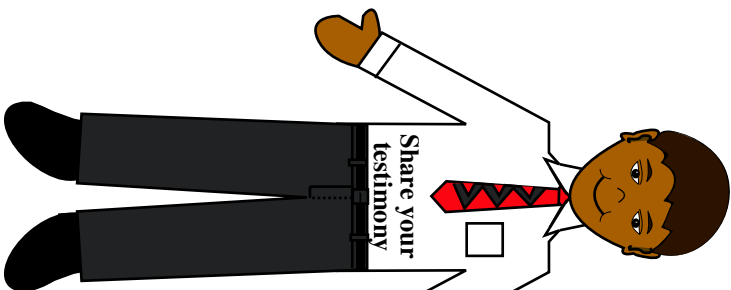


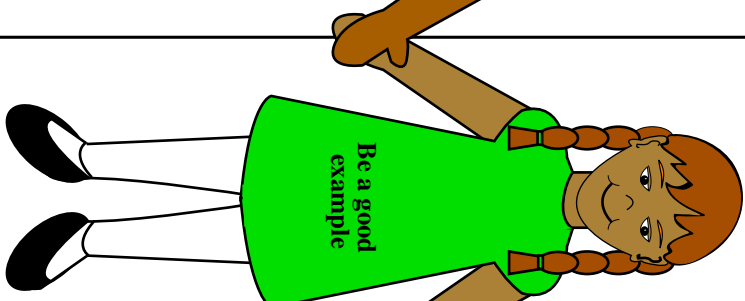



Ask: How many members were there when the Church was organized in 1830? (Six.)
How many members are there today? (Almost 17 million.)

Explain: Heavenly Father loves all his children and wants them all to have the opportunity to accept the Gospel and return to live with Him someday, even those who have died.

Give each family member a folded children chain (unfold as you discuss each topic).

- a. Sharing our testimonies will help others gain and strengthen their testimonies.
- b. Sharing copies of the Book of Mormon with people not of our faith will help build up the Church by giving more people the opportunity to read it and gain a testimony of it.
- c. The missionaries have a greater chance of being invited into homes to teach the Gospel when members refer names of interested people to them.
- d. Setting a good example for family members, neighbors, and friends is a reflection of the church to people not of our faith. Your example can influence others to join the church.
- e. Inviting others to Church activities, meetings, and firesides, where they can feel of the spirit and love of our Heavenly Father can help them want the Gospel in their lives.
- f. Doing family history work helps our ancestors have the opportunity to be baptized and receive other important ordinances in the temple.

Just like this chain of children grew, each of us can help the family of God grow and be gathered together in love.



Treat Time

Fruit Leather Family

Prep Time: 5 minutes

Cook Time: 4-5 hours



Ingredients: 2 (29 oz.) can peaches
1 banana

Instructions: Drain peaches. Puree peaches in blender. Pour into 2 jelly roll pans that have been lined with plastic wrap. To prevent plastic wrap from falling into fruit mixture, wet sides of pan before lining.

Bake at 170 degrees F. for 4-5 hours or until surface feels leathery. Let cool completely. Cut into 3 x 9 inch strips. Remove plastic wrap. (For a faster alternative, use commercially available fruit rolls.)

Treat Time: For each family member, fold strips accordion style into 1.5 x 3 inch folds. Cut out "Fruit Leather Children" by placing pattern with the back on the solid folded side and the front on the side with the two open ends. Cut along dotted lines with kitchen shears. Carefully unfold. If fruit leather tears while unfolding you can press it back together again.

