

Come, Follow Me with *Living Scriptures* STREAMING

Baptized Like Jesus

Matthew 3; Mark 1; Luke 3

Objectives:

- Talk about baptism, the gift of the Holy Ghost, and the importance of being baptized like Jesus Christ.

Reinforces Principles of:

- Baptism, Repentance, Priesthood

Reverence Time

Song:

Stars Were Gleaming, Children's Songbook page 100

<https://www.churchofjesuschrist.org/music/library/childrens-songbook/baptism>

Scripture: Mark 1:9-11

"And it came to pass in those days, that Jesus came from Nazareth of Galilee, and was baptized of John in Jordan. And straightway coming up out of the water, he saw the heavens opened, and the Spirit like a dove descending upon him: And there came a voice from heaven, saying, Thou art my beloved Son, in whom I am well pleased."

Video:

Watch this week's clip from the Living Scriptures Streaming Library. Find the clip at <https://www.livingscriptures.com/fhe-lesson-baptized>

Lesson

Summary:

As John the Baptist helped to prepare the people to receive the Savior, he taught the people to repent and be baptized. John held the Aaronic Priesthood and had authority from God to baptize. When we are baptized our sins are washed away and we are made clean. John taught that the Savior would baptize us with the Holy Ghost, and with fire. When we are baptized and then confirmed as members of Jesus Christ's church, we are given the gift of the Holy Ghost. This is sometimes described as a baptism of fire.

Even though Jesus was sinless, He knew He needed to be baptized to keep the commandments and give us an example. Jesus went to John the Baptist to be baptized in the Jordan River. Jesus was baptized by immersion, which means He was fully immersed (covered) in the water. Heavenly Father spoke from heaven, saying "This is my beloved Son, in whom I am well pleased." (Matthew 3:17) The heavens opened, and the Spirit like a dove descended upon Jesus.

We can be baptized as Jesus was and do the things that are pleasing to our Heavenly Father so that we can have His Spirit to be with us.

Quote:

"When I was eight years of age my mother talked with me about repentance and about the meaning of baptism...I dressed in white and was baptized. I remember that day as though it were yesterday and the happiness I felt at having had this ordinance performed."
Thomas S. Monson

Questions:

Why was Jesus baptized?

What authority did John have to baptize Jesus?

How was Jesus baptized?

What does baptism by immersion mean?

Why do we need to be baptized like Jesus?

How did Heavenly Father show that He was pleased with Jesus? (See Luke 3:22)

How does Heavenly Father show he is pleased with us when we are baptized?

Activity Time

I Can Baptized Like Jesus

Description: During this fun baptism activity your family will learn by discussion and demonstration how we are baptized by the proper authority and by immersion like Jesus!

What you need:

- A copy of the "I Can Be Baptized Like Jesus" activity for each child (artwork included with this lesson), scissors, glue, (2) brads & card stock.

Preparation:

1. Print out the artwork.
2. Glue artwork to card stock.
3. Cut out artwork.
4. Cut out circles (paper punch works well for this step) and long dotted lines.
5. Place figures through slit in backgrounds (see image) and secure with brads.

Activity:

1. Explain: When we are baptized our sins are washed away. Jesus was without sin, yet He was still baptized. Ask: Why was Jesus baptized? (To be obedient to all of Heavenly Father's commandments.)

Read: "And Jesus answered, Verily, verily, I say unto thee, Except a man be born of water and of the Spirit, he cannot enter into the kingdom of God." (John 3:5)

2. Ask: Who Baptized Jesus? (John the Baptist.) Ask: What authority did John have to baptize? (The priesthood.) Ask: How was Jesus baptized? (By immersion in the Jordan River.) Ask: What does baptism by immersion mean? (To be baptized by going completely under the water.)


Demonstrate: Use the Jesus and John figures to demonstrate baptism by immersion.


3. Ask: Do we need to be baptized to return to live with Heavenly Father? (Yes.) Ask: Who came to Joseph Smith and taught him the correct way to baptize and restored the Aaronic Priesthood to the earth? (John the Baptist.) Ask: How are we baptized? (Just like Jesus; by immersion; by a man who holds the priesthood.)


Demonstrate: Use the young boy and priesthood holder figures to demonstrate how we are baptized like Jesus. If desired don't completely immerse the boy and explain how the baptism has to be redone if this happens.

Explain: Heavenly Father was pleased with Jesus when he was baptized; " And lo a voice from heaven, saying, This is my beloved Son, in whom I am well pleased." (Matthew 3:17).

Ask: Is Heavenly Father pleased with each of us when we are baptized? (Yes.) Share: Have family members who have been baptized share memories of their baptism day.







Treat Time

Immersion Cookies

Prep Time: 15 minutes
Rise Time: 30 minutes
Bake Time: 7-10 minutes
Cool Time: 15 minutes



Ingredients: 2 cups all-purpose flour
1/4 teaspoon baking powder
1/4 teaspoon salt
1 cup butter (softened)
1/2 cup powdered sugar
1/2 teaspoon vanilla extract
A glass of milk for each family member

Instructions: Preheat oven to 350 degrees F. Sift the flour, baking powder, and salt into a bowl and set aside. In a mixing bowl cream the butter until light and fluffy. Add the powdered sugar and continue to beat. Scrape down the sides of the mixing bowl once or twice while you are mixing. Beat in the vanilla extract. Slowly add the flour mixture. Mix on low until everything comes together into a thick dough. Turn the dough out onto a floured surface. Press the dough out into a flat patty an inch thick. Wrap in plastic and chill completely in the refrigerator for about thirty minutes. After the dough is chilled, roll the dough out to 1/2-inch thick. Cut the dough into small bite size shapes with cookie cutters or a knife. Place on a parchment lined baking sheet. Bake for 7 to 10 minutes, or until the bottoms of the cookies are barely golden (watch carefully; cookies burn easily). Place pan on wire rack and cool completely.

Treat Time: Immersion is the dipping of something in liquid so that it is completely covered. When we are baptized by immersion we are completely covered with water. When eating "Immersion Cookies" completely immerse (dunk) cookies into a cold glass of milk. Be sure to have plenty of napkins on hand, as fingers will get wet).