

Come, Follow Me

with
Living Scriptures
STREAMING

Praise to the Man

Doctrine and Covenants 135-136

Objectives:

- Discuss the life of the prophet Joseph Smith and the physical and spiritual preparations of the Saints as they moved west.

Reinforces Principles of:

- Gratitude for Joseph Smith
- Covenants

Reverence Time

Song: "Praise to the Man" Hymn #27

<https://www.churchofjesuschrist.org/music/library/hymns/praise-to-the-man>

Scripture: Doctrine and Covenants 135:3

"Joseph Smith, the Prophet and Seer of the Lord, has done more, save Jesus only, for the salvation of men in this world, than any other man that ever lived in it... He lived great, and he died great in the eyes of God and his people; and like most of the Lord's anointed in ancient times, has sealed his mission and his works with his own blood; and so has his brother Hyrum. In life they were not divided, and in death they were not separated!"

Video: Watch this week's clip from the Living Scriptures Streaming Library. Find the clip at <https://www.livingscriptures.com/fhe-lesson-praise>

Lesson

Summary:

On June 27, 1844, Joseph Smith the Prophet and Hyrum Smith the Patriarch were killed at Carthage Jail. Section 135 proclaims their innocence and their testimony which was sealed with their blood. During his lifetime, Joseph Smith brought forth the Book of Mormon, restored the fullness of the gospel and the priesthood, established the Church of Jesus Christ of Latter-day Saints, and received many revelations and commandments for the benefit of the Church and all people.

After the deaths of Joseph and Hyrum, persecution again forced the Saints to move. Under the direction of Brigham Young, the Saints prepared to travel west to the Rocky Mountains. The Saints made sacred covenants to keep the commandments and to help and serve one another along the long journey. Many Saints were traveling from overseas to join the Saints in America. They were organized into groups to travel west in companies, leaving at different times. Brigham Young taught, "And this shall be our covenant – that we will walk in all the ordinances of the Lord (D&C 136:4)."

Quote:

"Like the early pioneers, when we receive the covenants and ordinances of the gospel, we too begin a journey toward Zion—for Zion is not only a place, it is also a Christlike purity of heart. President Young taught that we prepare for our journey by receiving 'the ordinances of the holy Priesthood of the Son of God, which are necessary for the perfection of the Saints'... Ordinances not only help us become pure as individuals, but they also unite us as a people... It was in this spirit of unity that most of the pioneers came to the American West." James E. Faust

Questions:

What are some of the things Joseph Smith did "for the salvation of men in this world (D&C135:3)?"

How can we show gratitude for these things?

How did keeping covenants help the Saints as they traveled west?

How do covenants and ordinances bless us in our daily lives?

How can we be prepared both physically and spiritually for trials?

Activity Time

A Covenant Wagon

Description: Discuss the covenants the Saints made as they prepared to journey west and how those covenants blessed them as you fill your family's "wagon" with "provisions".

What you need: ■ A copy of the of the "Covered Wagon" activity, scissors, tape, wooden skewer cut into (2) 4 1/2 inch lengths for axles, card stock, glue, and a small strand of yarn to tie cow to wagon.

Preparation:



1. Print out the art work.
2. Glue card stock to the back of the wagon box, wheels, and to half of the wagon seat.
3. Cut out all parts. (Set provisions aside after gluing the cow body together, leaving legs free.)
4. Glue the wheels together. Glue the seat together with the card stock in the middle.
5. Cut out the dots on wagon box, along dotted lines & across the "X" on wheels.
6. Fold dark brown solid lines inward-towards center.
7. Fold solid tan lines outward-away from center.
8. Slide tabs in front together and tabs in back together. Tape to hold.
9. Poke wooden skewers through "X" on 1st wheel, through dots on wagon box, and then through 2nd wheel. Repeat for wheel 3 & 4.
10. Make wagon tongue by folding lines inward & then in half to form a "V" shape. Slide into dotted lines at the front of the box (that have been cut). Tape to hold.
11. Make canvas top by cutting along dotted line, folding tabs inward toward brown bows & then gently rolling (with bows inside) & sliding into wagon box.
12. Make seat by folding along solid black lines. Tape in the front of the wagon.

Activity:

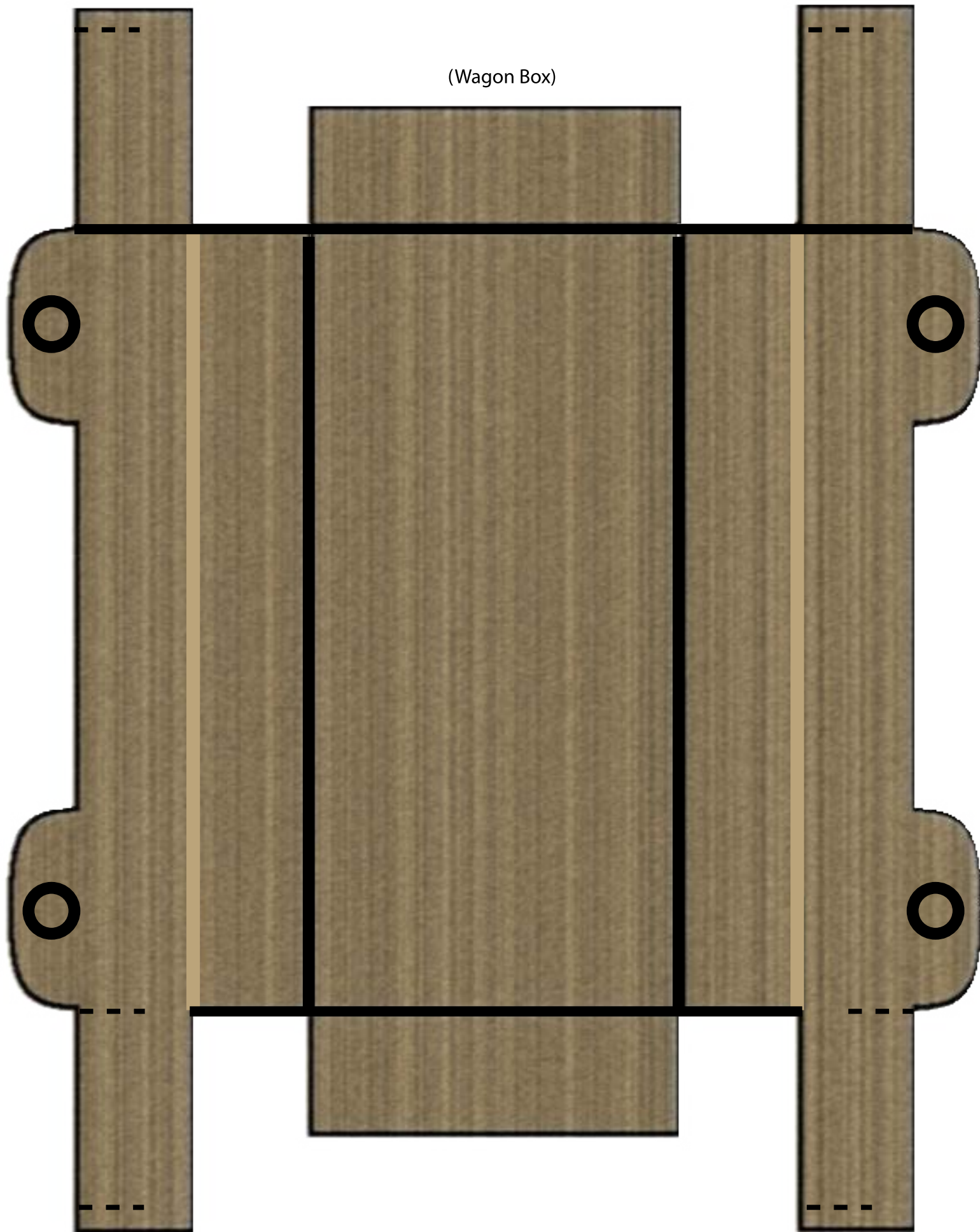
Brigham Young promised: "If you will be faithful to your covenant, I will now prophesy that the great God will shower down means upon this people, to accomplish it [the resolution] to the very letter."


Display the "empty" covered wagon. Explain that you are going to pretend you are pioneers and have made a covenant to keep the commandments and help the poor. The church has donated this wagon to a poor family and we have volunteered to load it with provisions so they can migrate to Zion? (Tape the provisions to the wagon as you answer. Discuss what was necessity and what had to be left behind. As you load the wagon ask questions like: "The pioneers couldn't stop at the store along the trail. How did they get fresh eggs?"

Explain that most of the pioneers didn't even have this many provisions and as they traveled west their supplies and rations dwindled to almost nothing.

Explain that as members of the Church today, we have also made a covenant to keep the commandments and help the poor. Discuss ways you can keep this covenant and become "pure in heart."


(Wagon Box)



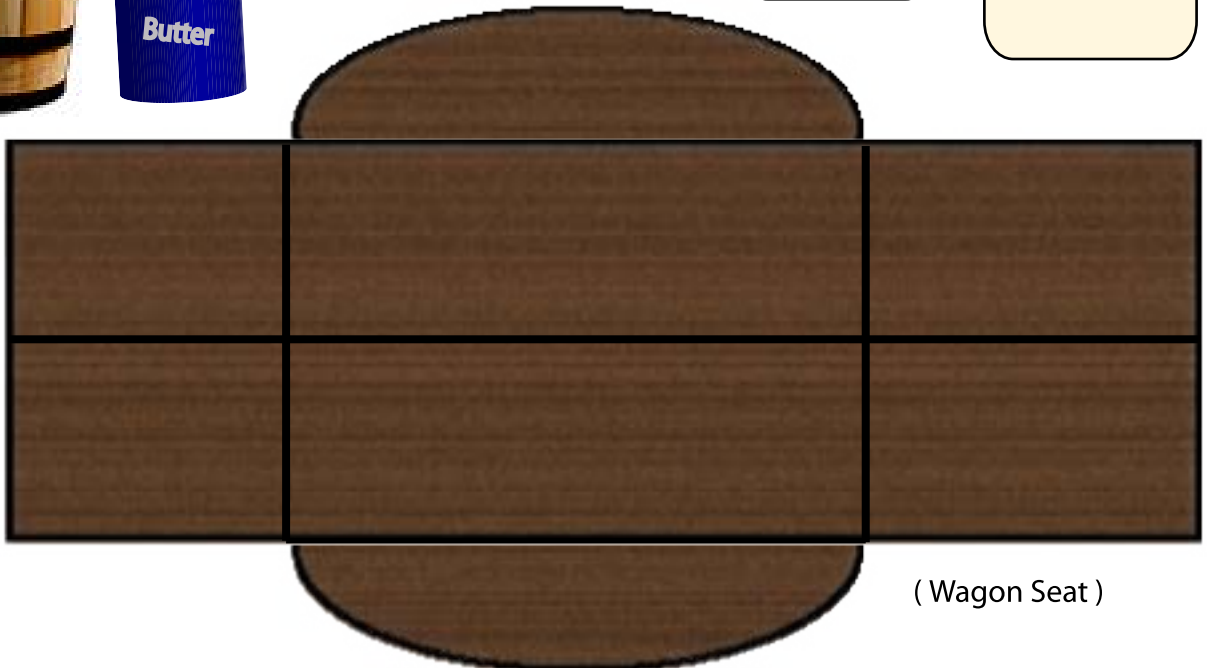

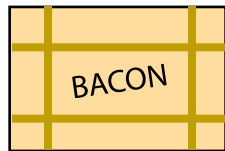

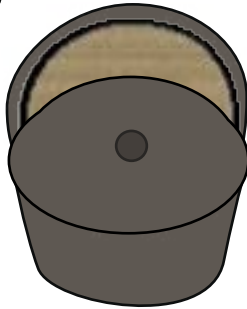

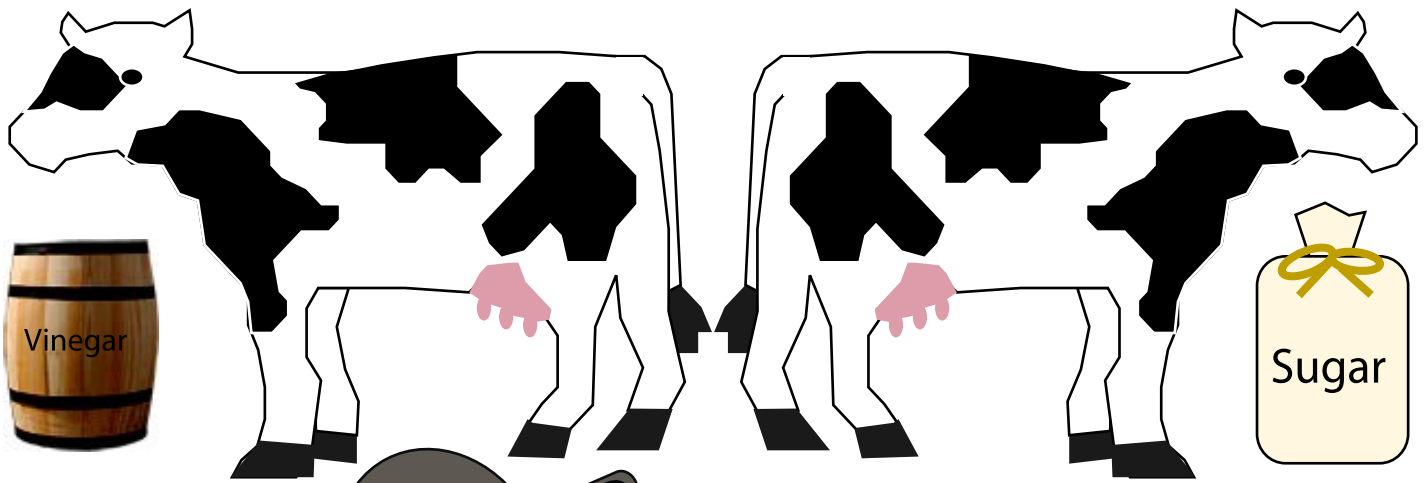


(Tongue)





(Wagon Cover)



Treat Time

Dutch Oven Vinegar Taffy

Prep Time: 2 minutes
Cook Time: 35 minutes
Cool Time: 10 minutes

Ingredients: 2 1/2 cups sugar
1/2 cup water
1/4 cup vinegar
1 Tbls. butter
1/8 tsp. salt
2 tsp. vanilla extract



Instructions: Combine all ingredients, except vanilla, in a 2 quart Dutch oven (or 2 quart heavy sauce pan). Cook over low heat, stirring gently, until sugar dissolves (about 7 minutes). Cover and cook over medium heat 3 minutes. Uncover and Using pastry brush from hot water bath, wash down small segment of side of pot to remove any sugar crystals. Do not scrape sides of pan. Continue to cook over medium heat, without stirring until mixture reaches soft crack stage; when a drop of boiling syrup immersed in cold water separates into hard though pliable threads; 270 degrees F.; about 25 minutes. (For a softer taffy cook to a hard ball stage; a drop of boiling syrup immersed in cold water forms a rigid ball. Though the ball is hard, it will still be somewhat pliable; 260 degrees F.)

Remove from heat. Stir in vanilla. Pour candy onto a buttered jelly roll pan or marble slab. Let cool to touch (about 10 minutes).

Treat Time: Butter hands, and pull candy until light in color and difficult to pull. Twist and pull into ropes about 1 inch in diameter. Cut into 1 inch pieces. Wrap each piece in wax paper.

(Taffy was a special sweet treat for the pioneers. It takes only a few basic ingredients, it is fun to make and a small piece lasts a long time when you let it slowly dissolve in your mouth.)