



Come, Follow Me
with
Living Scriptures
STREAMING

For Eternity

Doctrine and Covenants 129-132

Objectives:

- Learn about things that last for eternity and the blessings we can receive through obedience.

Reinforces Principles of:

- Eternity

Reverence Time

Song:

“Families Can Be Together Forever” Children’s Songbook, page 188

<https://www.churchofjesuschrist.org/music/library/childrens-songbook/families-can-be-together-forever>

Scripture: Doctrine & Covenants 130:20-21

“There is a law irrevocably decreed in heaven before the foundations of this world, upon which all blessings are predicated — And when we obtain any blessing from God, it is by obedience to the law upon which it is predicated.”

Video:

Watch this week’s clip from the Living Scriptures Streaming Library. Find the clip at <https://www.livingscriptures.com/fhe-lesson-eternity>

Lesson

Summary:

In these sections we learn about things that last for eternity. Joseph Smith taught that the intelligence and knowledge we gain in this life will last through eternity. Joseph Smith also taught that God and Jesus Christ have bodies of flesh and bones like we do. After we are resurrected, our bodies will last for eternity. Joseph Smith also taught about eternal marriage. Those who are sealed with the proper priesthood authority and make and keep sacred covenants will be sealed for eternity and our families can be together forever. To enjoy this or any other blessing, we need to be obedient to the laws that are tied to that blessing.

Quote:

“While salvation is an individual matter, exaltation is a family matter. Only those who are married in the temple and whose marriage is sealed by the Holy Spirit of Promise will continue as spouses after death and receive the highest degree of celestial glory, or exaltation. A temple marriage is also called a celestial marriage. Within the celestial glory are three levels. To obtain the highest, a husband and wife must be sealed for time and all eternity and keep their covenants made in a holy temple.”

Russell M. Nelson

Questions: What are some things that last for eternity?

How does obedience bless us?

How can we be sealed as families?

Description: Play this game (similar to "Go Fish") with your family and learn things you can do at home to prepare you to return to your heavenly home.

What you need:

- A copy of the "Go Home" activity (artwork included with this lesson), scissors, glue. Optional: card stock.

Preparation:

1. Print out the artwork.
2. Fold along black solid lines.
3. Glue together. Optional: For more durable cards glue a piece of cardstock between the two layers or print on cardstock before gluing.
4. Cut along dotted lines.

Activity:

1. Explain that we can learn correct principles and prepare for the celestial kingdom from each from each other's example. It is the duty of the family to teach and live these principles in our homes.
2. Play the "Go Home" card game.
 - A. Dealer shuffles cards.
 - B. Dealer gives each person 5 cards.
 - C. Stack remaining cards face down for a draw pile.
 - D. The player to dealer's left starts (clockwise). A turn consists of asking a specific player for a specific group that they already hold at least one card of in their hand. For example, if it is my turn I might say: "Mary, please give me all your 'Sharing' cards." If the player who was asked (Mary) has cards of the asked group ('Sharing' in this case), she must give all her cards of this group to the player who asked for them. That player then gets another turn and may again ask any player for any group they have in their hand. (Help younger children by showing the card you are asking for to the group.)
 - E. If the person asked does not have any cards of the named group, they say "Go Home." The asker must then draw the top card of the draw pile. If the drawn card is the group asked for, the asker shows it and gets another turn. If the drawn card is not the group asked for, the asker keeps it, but the turn now passes to the next person.
 - F. As soon as a player collects a book of 4 cards of the same group, they lead the group in sing the song on the card.
 - G. The game continues until all groups are collected. The winner is the person with the most groups.

Personal Prayer



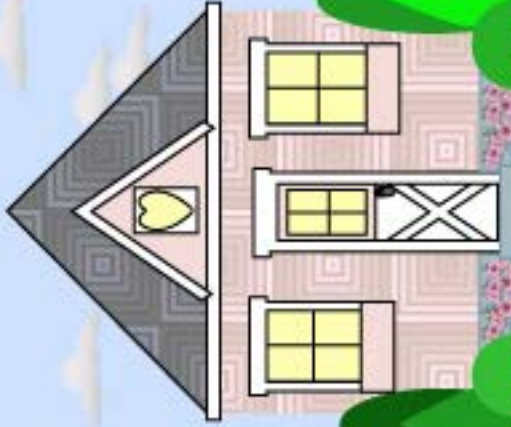
Children's Songbook #25
"I Love to Pray"



Personal Prayer



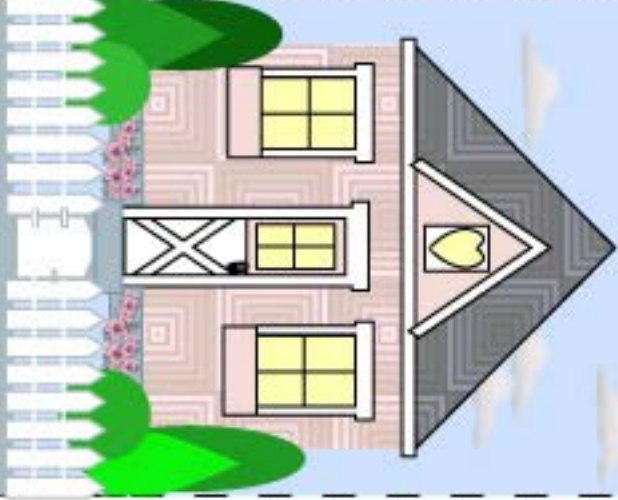
Children's Songbook #25
"I Love to Pray"



Family Prayer



Children's Songbook #189
"Family Prayer"



Family Prayer



Children's Songbook #189
"Family Prayer"

Scripture Study



Children's Songbook #109
"Search, Ponder and Pray"



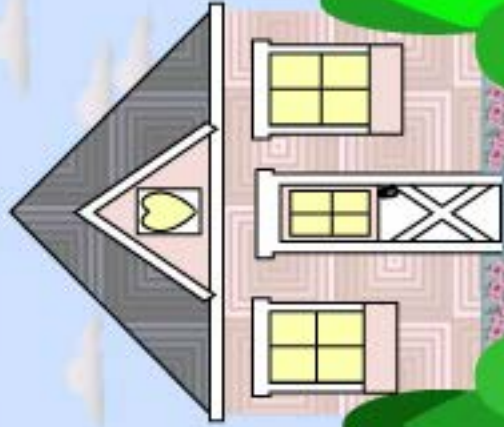
Children's Songbook #95
"I Love to see the Temple"



Scripture Study



Children's Songbook #109
"Search, Ponder and Pray"



Children's Songbook #95
"I Love to see the Temple"



Temple Work



Temple Work

Loving
One Another



Hymn #294
"Love At Home"



Loving
One Another



Hymn #294
"Love At Home"



Being
Happy



Children's Songbook #198
"A Happy Family"

Being
Happy



Children's Songbook #198
"A Happy Family"



Paying Tithing



Children's Songbook #150a
"I'm Glad to Pay a Tithing"



Paying Tithing



Children's Songbook #150a
"I'm Glad to Pay a Tithing"

Going to Church



Children's Songbook #157
"When I Go to Church"

Going to Church



Children's Songbook #157
"When I Go to Church"



Following God's Plan



Children's Songbook #164
"I Will Follow God's Plan"



Following God's Plan



Children's Songbook #164
"I Will Follow God's Plan"



Children's Songbook #198
"When We're Helping"



Helping One Another

Children's Songbook #198
"When We're Helping"



Helping One Another

Family Home Evening



Children's Songbook #195
"Family Night"



Family Home Evening



Children's Songbook #195
"Family Night"



Sharing



Children's Songbook #253
"Sharing with my
Family is Fun to Do"

Sharing



Children's Songbook #253
"Sharing with my
Family is Fun to Do"

Personal Prayer



Children's Songbook #25
"I Love to Pray"

Personal Prayer



Children's Songbook #25
"I Love to Pray"



Children's Songbook #189
"Family Prayer"



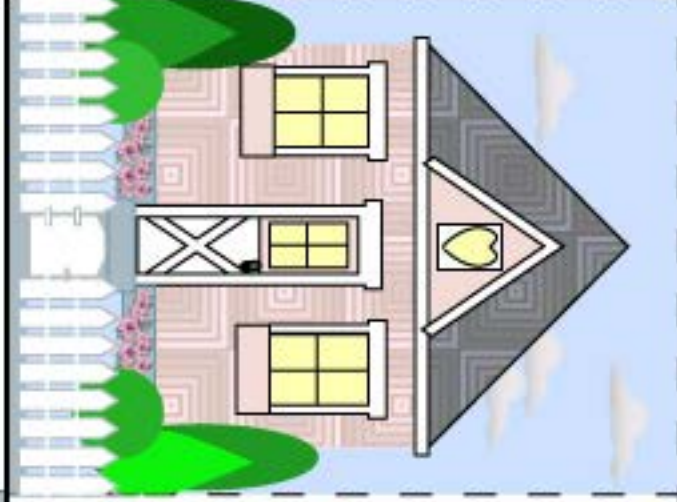
Family Prayer



Children's Songbook #189
"Family Prayer"



Family Prayer



Scripture Study



Children's Songbook #109
"Search, Ponder and Pray"



Temple Work

Children's Songbook #95
"I Love to see the Temple"



Scripture Study



Children's Songbook #109
"Search, Ponder and Pray"



Temple Work

Children's Songbook #95
"I Love to see the Temple"



Loving
One Another



Hymn #294
"Love At Home"



Loving
One Another



Hymn #294
"Love At Home"



Being Happy

Children's Songbook #198
"A Happy Family"

Five yellow smiley faces with black dots for eyes and curved lines for mouths, arranged in a cluster.

Being Happy

Children's Songbook #198
"A Happy Family"

Five yellow smiley faces with black dots for eyes and curved lines for mouths, arranged in a cluster.

Going to Church



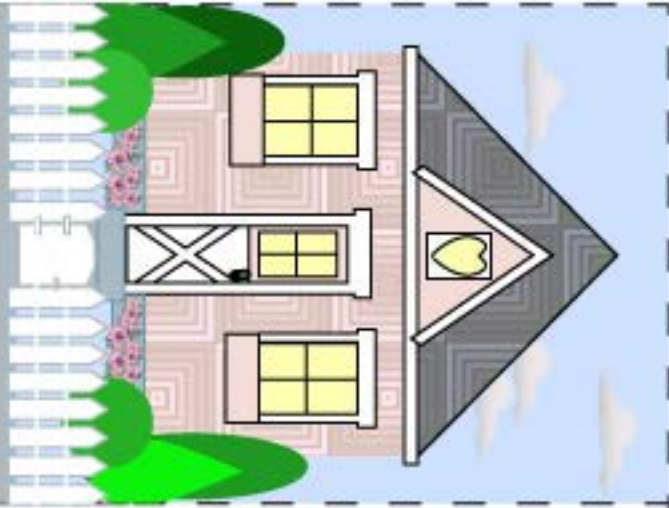
Children's Songbook #157
"When I Go to Church"



Going to Church



Children's Songbook #157
"When I Go to Church"



Paying Tithing



Children's Songbook #150a
"I'm Glad to Pay a Tithing"



Paying Tithing



Children's Songbook #150a
"I'm Glad to Pay a Tithing"

Family Home Evening



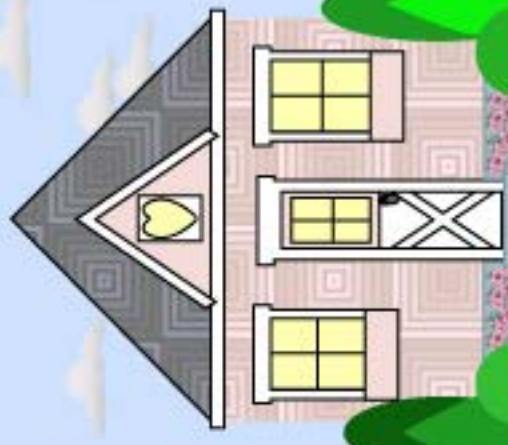
Children's Songbook #195
"Family Night"



Family Home Evening



Children's Songbook #195
"Family Night"



Sharing



Children's Songbook #253
"Sharing with my
Family is Fun to Do"

Sharing



Children's Songbook #253
"Sharing with my
Family is Fun to Do"

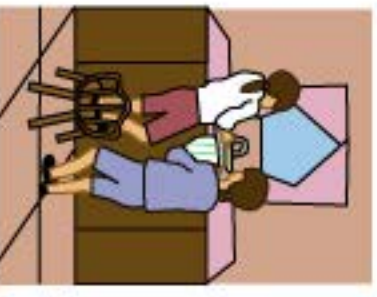
Following God's Plan



Children's Songbook #164
"I Will Follow God's Plan"



Helping One Another



Children's Songbook #198
"When We're Helping"

Following God's Plan



Children's Songbook #164
"I Will Follow God's Plan"



Helping One Another



Children's Songbook #198
"When We're Helping"

Prep Time: 10 minutes
Cook Time: 10 minutes

Ingredients: 1 c. brown sugar
1 cube butter or margarine
1/4 c. white corn syrup
1 tsp. vanilla extract.
1/2 tsp. baking soda
1/2 tsp. salt (omit salt if using salted popcorn)
2 bags of microwave popcorn or 4 quarts of regular popped corn



Instructions: Treat Time: Show your family the ingredients for the popcorn houses. Explain that each ingredient is important for the recipe to come together to make the yummy popcorn homes. Explain that each family member is like the ingredients. Each of us has our own strengths and talents. By ourselves we can do many things, but when we come together we can shape our house into a home and help each other follow God's plan.

Cook popcorn according to package directions. Pour into an extra large bowl. Remove any unpopped kernals. Place brown sugar, butter, corn syrup and vanilla in a 2 quart glass bowl. Microwave on high for three minutes. Remove from microwave oven and stir. Return to microwave and cook on high for an additional one and one half minutes. Stir in baking soda (this is fun for children to watch the chemical change that takes place). Pour over popcorn. Stir until popcorn is evenly coated. Give each family member a handful of caramel corn to shape into a "Popcorn Home."