

# Come, Follow Me

with

*Living Scriptures*  
STREAMING

## The Tithing of My People

Doctrine & Covenants 115-120

### Objectives:

- Discuss the law of tithing. Also talk about how we can use the name of the Church of Jesus Christ of Latter-day Saints.

### Reinforces Principles of:

- Tithing

---

## Reverence Time

---

**Song:** The Church of Jesus Christ, Children's Songbook page 77

<https://www.churchofjesuschrist.org/music/library/childrens-songbook/the-church-of-jesus-christ>

---

**Scripture:** Doctrine & Covenants 119:3-4

"And this shall be the beginning of the tithing of my people. And after that, those who have thus been tithed shall pay one-tenth of all their interest annually; and this shall be a standing law unto them forever, for my holy priesthood, saith the Lord."

---

**Video:** Watch this week's clip from the Living Scriptures Streaming Library. Find the clip at <https://www.livingscriptures.com/fhe-lesson-tithing>

---

## Lesson Time

## *The Tithing of My People*

---

### Lesson

#### Summary:

In section 115, the Lord reveals that the Church should be called The Church of Jesus Christ of Latter-day Saints. The Saints are told to begin building a temple in Far West, Missouri. Unfortunately, due to persecution, the Saints were unable to complete the temple there. Only the cornerstones were placed.

In section 119, Joseph Smith is given the law of tithing. The Prophet had prayed and asked the Lord how much of their property He required for sacred purposes. The Lord explains that tithing is one tenth of their interest (income). Tithing provides the means to build temples, church buildings, and other things the Church needs to function properly. It also brings us personal blessings and increases our faith. The tithing funds are managed by a council that includes the First Presidency, the Quorum of the Twelve, and the Presiding Bishopric.

---

#### Quote:

*"The imagery of the 'windows' of heaven used by Malachi is most instructive. Windows allow natural light to enter into a building. In like manner, spiritual illumination and perspective are poured out through the windows of heaven and into our lives as we honor the law of tithing. I promise that as you and I observe and keep the law of tithing, indeed the windows of heaven will be opened and spiritual and temporal blessings will be poured out such that there shall not be room enough to receive them (see Malachi 3:10)."*

*David A. Bednar*

---

#### Questions:

What is the full name of the Church?

Why is it important to use the name of the Church that was revealed by the Lord?

What is tithing?

How is tithing used?

Does our faith increase when we pay an honest tithe?

---

## Activity Time

## *Windows of Heaven Tithing Bank*

---

**Description:** Paying tithing takes faith, discipline, and budgeting. This activity helps family members understand how the early Saints paid tithing, and the blessings that we receive from paying tithing today.

**What you need:** ■ A copy of “The Windows of Heaven” activity artwork for each child, scissors, glue, tape, and cardstock.

**Preparation:** 1. Print out the artwork. Glue to cardstock for durability if desired.  
2. Cut out artwork.

**Activity:** (Younger children will need help from an older sibling or parent.)

**Talk about it:** Why do we pay tithing? (Discuss ideas.) Paying tithing takes faith, discipline and budgeting. Everything we have belongs to the Lord. How much of what the Lord gives us does He require us to give back? (one-tenth.)

When the law of tithing was first introduced to the Latter-day Saints, tithing was paid in kind. Today we pay tithing with money. Use the pictures to help children understand the precept of giving back one-tenth of our increase to the Lord. Show how much the Lord allows us to keep for ourselves and how little He expects in return.


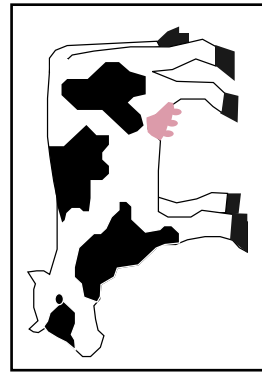

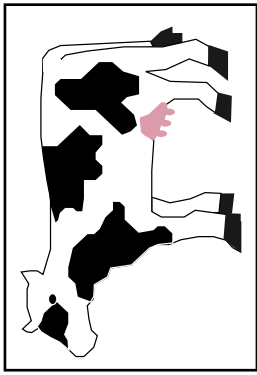
What are some of the spiritual blessings that we receive from paying tithing? (Discuss ideas.)

Help each child assemble “The Windows of Heaven” tithing banks using the instructions found on the following page to help them learn to always pay their tithing first so that the Lord “...will open the windows and pour out a blessing, that there shall not be room enough to receive it.” (Malachi 3:10.)

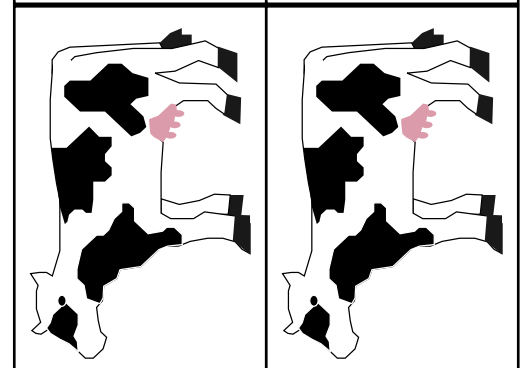

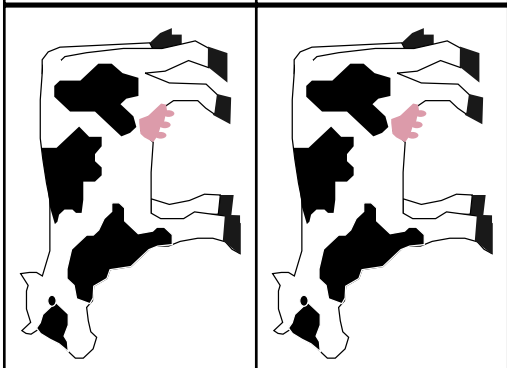
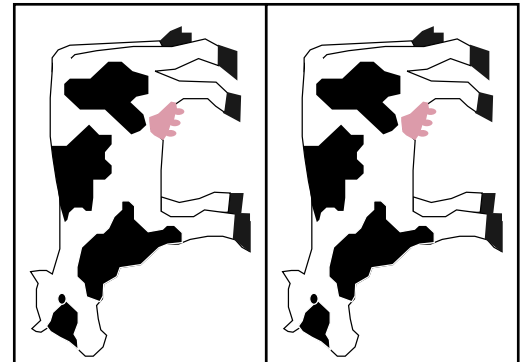

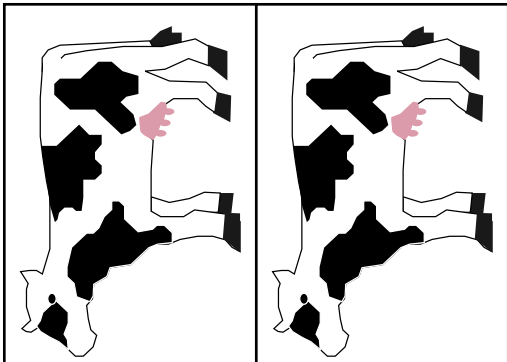

## The Windows of Heaven Tithing Bank

1. Cut along dotted lines.
2. Fold along solid lines on windows with artwork facing out. Glue together leaving tabs free.
3. Insert window tabs through dotted lines on the block with the scripture. Press tabs open on the inside of the box and tape to box. (See diagram.)
4. Fold along solid lines of box with artwork facing out.
5. Place glue along white tabs of box. Fold sides of box up, matching tabs and glue in place. Reinforce seams with tape on the inside of the box.
6. Tuck gold tab on lid (block with the coin slot) into the assembled box to close.








“Bring ye all the tithes into the storehouse ... saith the Lord of hosts, if I will not open you the windows of heaven, and pour you out a blessing, that there shall not be room enough to receive it.”  
(Malachi 3:10)







---

## Treat Time

## Cheddar Pennies

---

**Prep Time:** 10 minutes  
**Chill Time:** 1 hour  
**Bake Time:** 20 minutes

**Ingredients:** 2 cups sifted all-purpose flour  
1 pinch salt  
1 pinch cayenne pepper  
1 pinch garlic powder  
16 oz shredded Cheddar cheese  
1 cup butter, melted

**Instructions:** Mix together the flour, salt, cayenne pepper, and garlic powder. Stir in the Cheddar cheese and melted butter to form a firm dough. Chill for 1 hour. Roll dough into ropes as big around as a penny. (Let children participate by rolling the dough into ropes.) Slice into 1/4 inch thick circles. Place slices onto prepared cookie sheet 1 inch apart. Bake for 20 minutes until the bottoms of pennies are lightly toasted and the tops are firm.

