
Activity Time

Windows of Heaven Tithing Bank

Description: Paying tithing takes faith, discipline, and budgeting. This activity helps family members understand how the early Saints paid tithing, and the blessings that we receive from paying tithing today.

What you need: ■ A copy of “The Windows of Heaven” activity artwork for each child, scissors, glue, tape, and cardstock.

Preparation: 1. Print out the artwork. Glue to cardstock for durability if desired.
2. Cut out artwork.

Activity: (Younger children will need help from an older sibling or parent.)

Talk about it: Why do we pay tithing? (Discuss ideas.) Paying tithing takes faith, discipline and budgeting. Everything we have belongs to the Lord. How much of what the Lord gives us does He require us to give back? (one-tenth.)

When the law of tithing was first introduced to the Latter-day Saints, tithing was paid in kind. Today we pay tithing with money. Use the pictures to help children understand the precept of giving back one-tenth of our increase to the Lord. Show how much the Lord allows us to keep for ourselves and how little He expects in return.


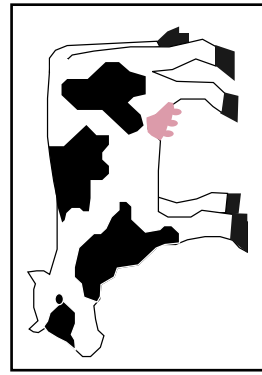

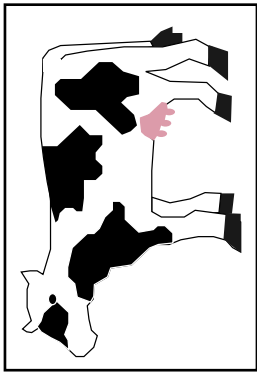
What are some of the spiritual blessings that we receive from paying tithing? (Discuss ideas.)

Help each child assemble “The Windows of Heaven” tithing banks using the instructions found on the following page to help them learn to always pay their tithing first so that the Lord “...will open the windows and pour out a blessing, that there shall not be room enough to receive it.” (Malachi 3:10.)

The Windows of Heaven Tithing Bank

1. Cut along dotted lines.
2. Fold along solid lines on windows with artwork facing out. Glue together leaving tabs free.
3. Insert window tabs through dotted lines on the block with the scripture. Press tabs open on the inside of the box and tape to box. (See diagram.)
4. Fold along solid lines of box with artwork facing out.
5. Place glue along white tabs of box. Fold sides of box up, matching tabs and glue in place. Reinforce seams with tape on the inside of the box.
6. Tuck gold tab on lid (block with the coin slot) into the assembled box to close.





“Bring ye all the tithes into the storehouse ... saith the Lord of hosts, if I will not open you the windows of heaven, and pour you out a blessing, that there shall not be room enough to receive it.”
(Malachi 3:10)

