

Come, Follow Me
with
Living Scriptures
STREAMING

Be Thou Humble

Doctrine & Covenants 111-114

Objectives:

- Talk about eternal “treasures”. Discuss the importance of being humble.

Reinforces Principles of:

- Humility
- Eternal Treasure

Reverence Time

Song: Be Thou Humble, Hymn #130

<https://www.churchofjesuschrist.org/music/library/hymns/be-thou-humble?lang=eng>

Scripture: Doctrine & Covenants 112:10

“Be thou humble; and the Lord thy God shall lead thee by the hand, and give thee answer to thy prayers.”

Video: Watch this week’s clip from the Living Scriptures Streaming Library. Find the clip at <https://www.livingscriptures.com/fhe-lesson-humble>

Lesson

Summary:

After hearing that there might be money available in Salem, Massachusetts, Joseph Smith and a few of the Church leaders went to see if there might really be treasure there. After building the temple, they were trying to find a way to pay their debts. They discovered that there wasn't any treasure, but the Lord taught them that He had other treasures there for them. They were able to preach and baptize several people in the area.

As the Church grew and the Twelve Apostles learned how to fulfill their callings, sometimes they complained or didn't agree. The Lord reminded them to be humble and purify their hearts. If they did, He promised that He would lead them and help them to share the gospel with many nations.

Quote:

"The humble are teachable, recognizing how dependent they are on God and desiring to be subject to His will. The humble are meek and have the ability to influence others to be the same." Ulisses Soares

Questions:

What kind of "treasure" did Joseph Smith find in Salem?
What does it mean to be humble?
Why do we need to be humble in order for the Lord to lead us?
How can we purify our hearts?

Description: What are some things your family values as eternal "treasures"? Let each family member write down something they treasure and add it to the treasure chest. Then play the game "hot and cold" to find the treasure.

What you need:

- A copy of "Eternal Treasures" treasure box (artwork included with this lesson), scissors, glue, tape, cardstock, slips of paper, pencils or crayons.

Preparation:

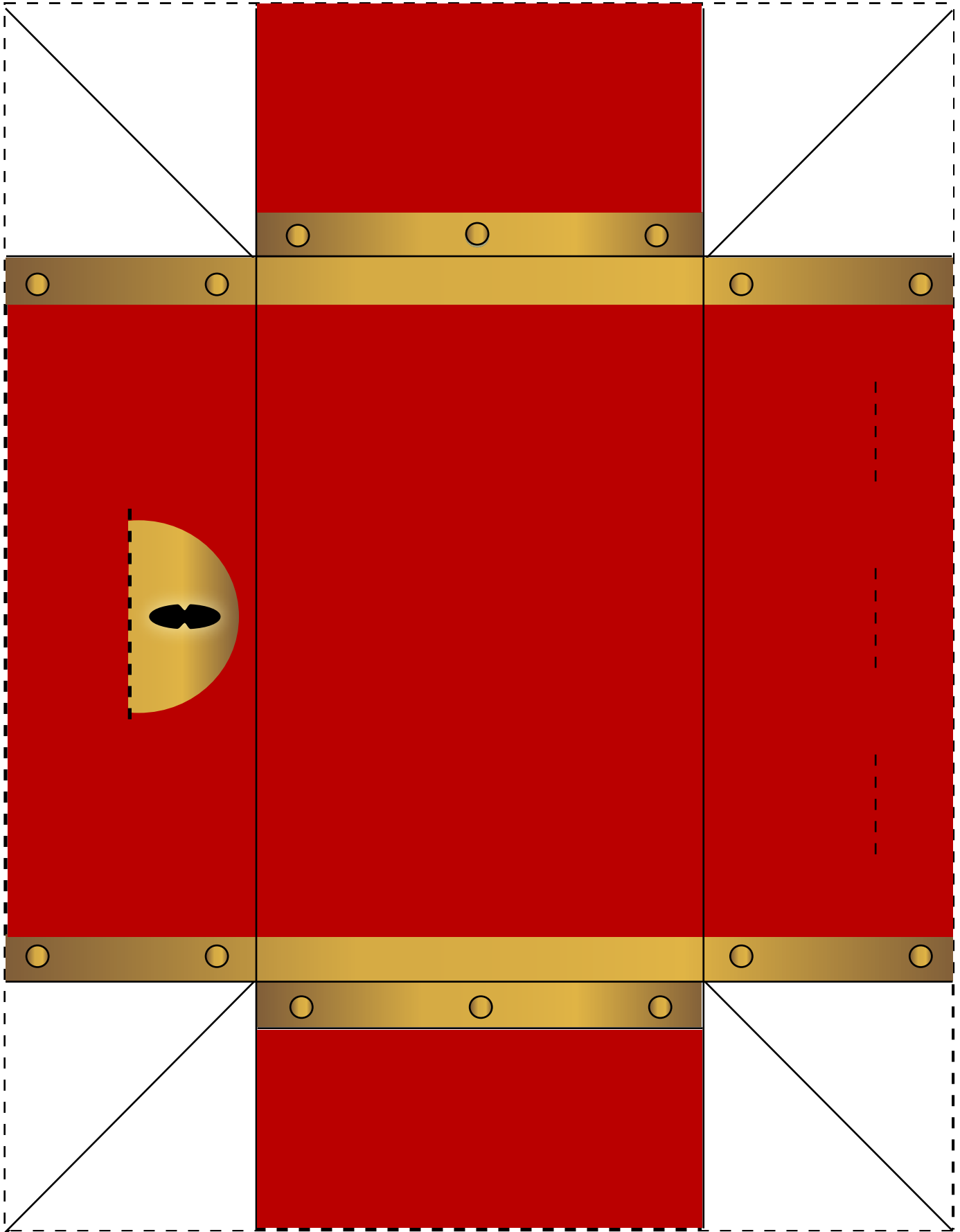
1. Print out the artwork. Glue to cardstock for durability.
2. Cut along dotted lines. Fold along solid lines.
3. Glue in place and secure with tape to form chest and lid.


Activity: (Younger children will need help from an older sibling or parent.)

Ask: What is a treasure? What kinds of things do we value as eternal treasures? (Family, the gospel, Jesus, love, etc.)

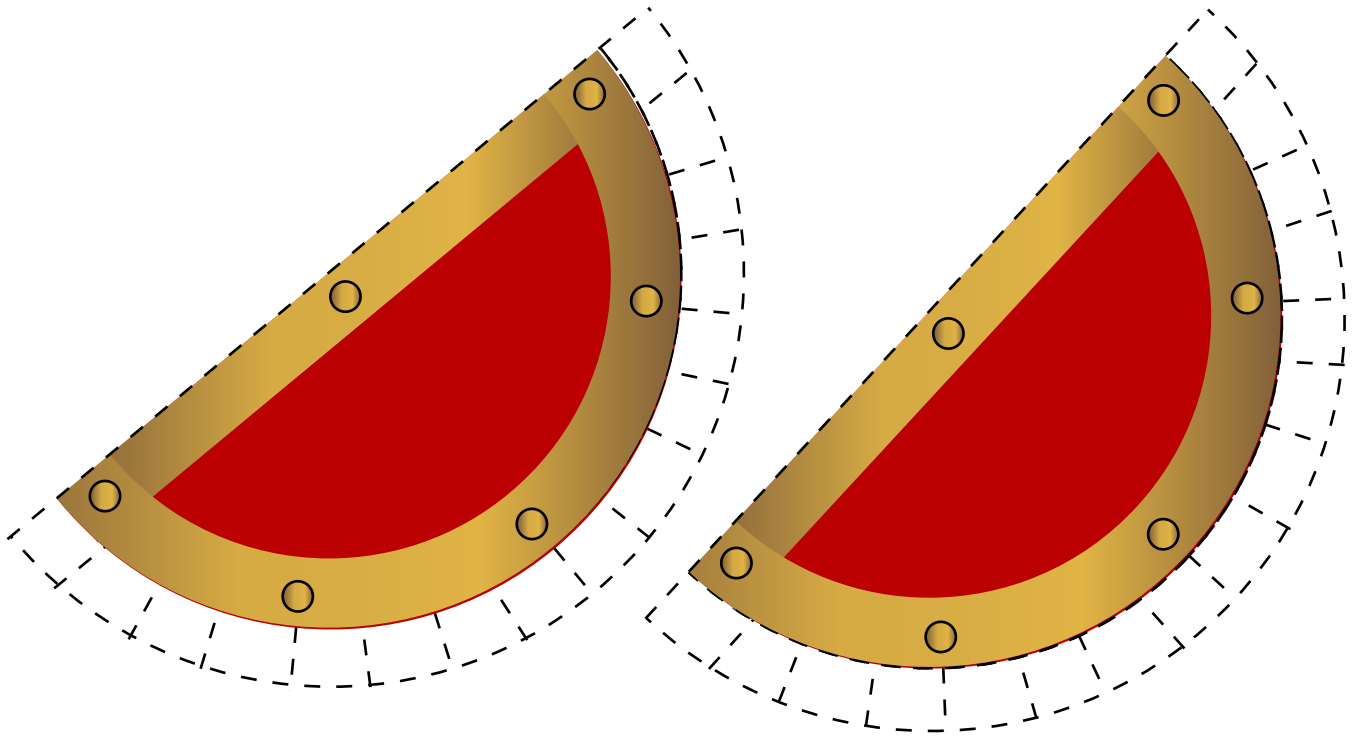
As you discuss eternal treasures with your family, help each person write down one on a slip of paper and place it in the treasure box.

Play a "hot and cold" game: Choose one person to leave the room and choose another person to hide the box in the room. When the box has been hidden, invite the person who left the room to come back and find the treasure. Have family members say "warm, hot, hotter" as they get closer to the box and "cold, colder, freezing" as they get farther away. When the box is found, choose different family members to hide and find the box and play another round.





"For there are more treasures
than one for you"
Doctrine & Covenants D&C111:10



Treat Time

Gelatin Hearts

Prep Time: 10 minutes
Chill Time: 3 hours



Ingredients: 2 6oz Gelatin Dessert packages
(your favorite flavor)
2 1/2 cups boiling water

Instructions: Prepare gelatin: Mix contents of gelatin packages with boiling water in a bowl. Stir 2 minutes until dissolved. Pour mixture into a 13 x 9 inch pan. Let gelatin set in the refrigerator for 3 hours or until firm.

Treat Time: Let family members cut heart shapes from set gelatin with cookie cutters.