

DOCTRINE & COVENANTS 2021

Come, Follow Me

with
Living Scriptures
STREAMING

Teach Light and Truth

Doctrine and Covenants 93

Objectives:

- Discuss why it is important to gain light and truth and how we can teach light and truth in our families.

Reinforces Principles of:

- Teaching

Reverence Time

Song:

“Teach Me to Walk in the Light” Children’s Songbook, page 177

<https://www.churchofjesuschrist.org/music/library/childrens-songbook/teach-me-to-walk-in-the-light>

Scripture: Doctrine & Covenants 93:40

“But I have commanded you to bring up your children in light and truth.”

Video:

Watch this week’s clip from the Living Scriptures Streaming Library. Find the clip at <https://www.livingscriptures.com/fhe-lesson-teach>

Lesson

Summary:

In section 93, Jesus Christ is speaking to Joseph Smith. He shares John's testimony with Joseph to help us better understand who Jesus Christ is. He teaches Joseph about the plan of salvation. In this section, we learn that we were with Heavenly Father in the beginning. When we came to earth, we were given bodies and the ability to choose light and truth. If we keep the commandments, we can receive more light and truth. Parents have a responsibility to teach their children light and truth. The Lord warned some of the Saints that they needed to set their houses in order by praying always and being "more diligent and concerned at home."

Quote:

"Strong eternal families and Spirit-filled homes do not just happen. They take great effort, they take time, and they take each member of the family doing his or her part. Every home is different, but every home where even one individual seeks for truth can make a difference." Cheryl A. Esplin

Questions:

How can we gain light and truth?

How does light and truth help us?

What do we learn about Jesus Christ in this section?

How can we be "more diligent and concerned at home"?

Description: Play this game with your family and learn things you can do at home to set our homes in order and grow in light and truth.

What you need:

- A copy of the "Go Home" activity (artwork included with this lesson), scissors, glue. Optional: card stock.

Preparation:

1. Print out the artwork.
2. Fold along black solid lines.
3. Glue together. Optional: For more durable cards glue a piece of cardstock between the two layers or print on cardstock before gluing.
4. Cut along dotted lines.

Activity:

1. Explain that we can learn light and truth in our home from our parents and from each other's examples. It is the duty of the family to teach and live these principles in our homes.
2. Play the "Go Home" card game.
 - A. Dealer shuffles cards.
 - B. Dealer gives each person 5 cards.
 - C. Stack remaining cards face down for a draw pile.
 - D. The player to dealer's left starts (clockwise). A turn consists of asking a specific player for a specific group that they already hold at least one card of in their hand. For example, if it is my turn I might say: "Mary, please give me all your 'Sharing' cards." If the player who was asked (Mary) has cards of the asked group ('Sharing' in this case), she must give all her cards of this group to the player who asked for them. That player then gets another turn and may again ask any player for any group they have in their hand. (Help younger children by showing the card you are asking for to the group.)
 - E. If the person asked does not have any cards of the named group, they say "Go Home." The asker must then draw the top card of the draw pile. If the drawn card is the group asked for, the asker shows it and gets another turn. If the drawn card is not the group asked for, the asker keeps it, but the turn now passes to the next person.
 - F. As soon as a player collects a book of 4 cards of the same group, they lead the group in sing the song on the card.
 - G. The game continues until all groups are collected. The winner is the person with the most groups.

Personal Prayer



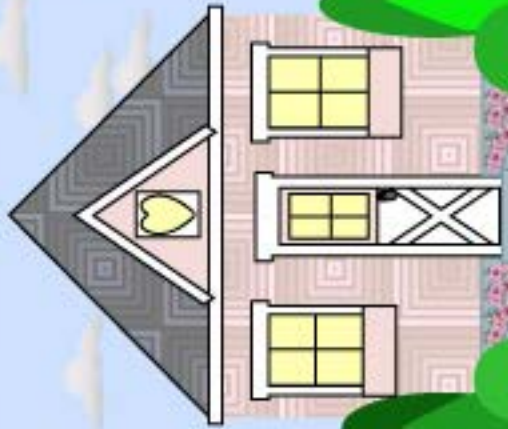
Children's Songbook #25
"I Love to Pray"



Personal Prayer



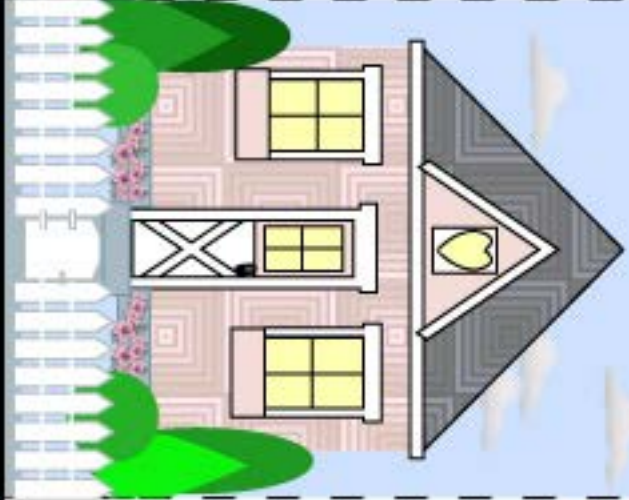
Children's Songbook #25
"I Love to Pray"



Family Prayer



Children's Songbook #189
"Family Prayer"



Family Prayer

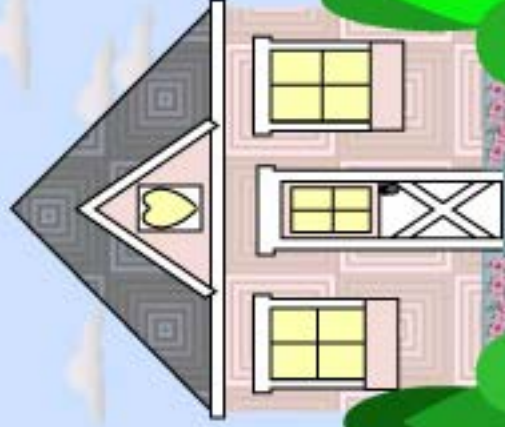


Children's Songbook #189
"Family Prayer"

Scripture Study



Children's Songbook #109
"Search, Ponder and Pray"



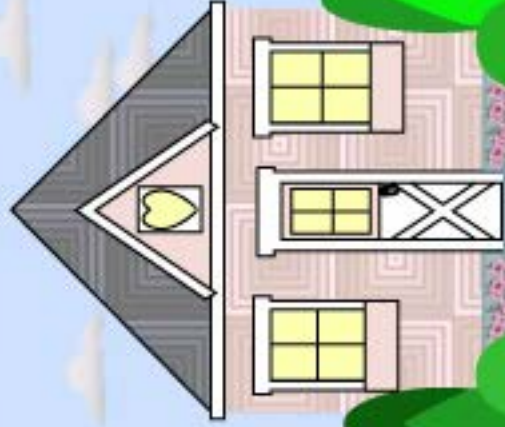
Children's Songbook #95
"I Love to see the Temple"



Scripture Study



Children's Songbook #109
"Search, Ponder and Pray"



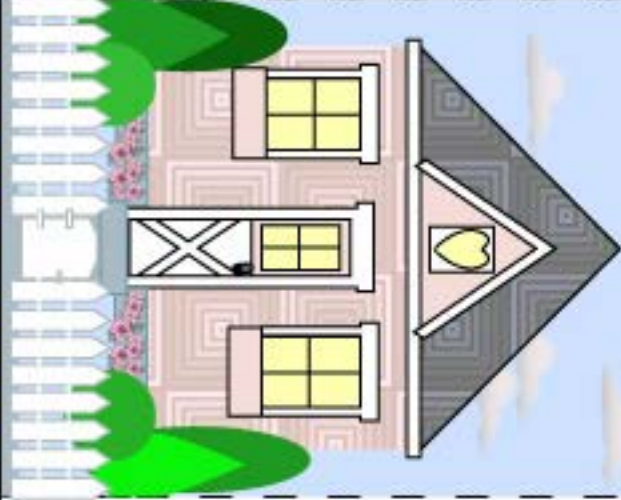
Children's Songbook #95
"I Love to see the Temple"



Temple Work



Temple Work



Loving
One Another



Hymn #294
"Love At Home"



Loving
One Another



Hymn #294
"Love At Home"



Children's Songbook #198
"A Happy Family"



Being Happy



Children's Songbook #198
"A Happy Family"



Being Happy

Paying Tithing



Children's Songbook #150a
"I'm Glad to Pay a Tithing"



Paying Tithing



Children's Songbook #150a
"I'm Glad to Pay a Tithing"

Going to Church



Children's Songbook #157
"When I Go to Church"

Going to Church



Children's Songbook #157
"When I Go to Church"



Following God's Plan



Children's Songbook #164
"I Will Follow God's Plan"



Following God's Plan



Children's Songbook #164
"I Will Follow God's Plan"



Helping One Another



Children's Songbook #198
"When We're Helping"

Helping One Another



Children's Songbook #198
"When We're Helping"

Family Home Evening



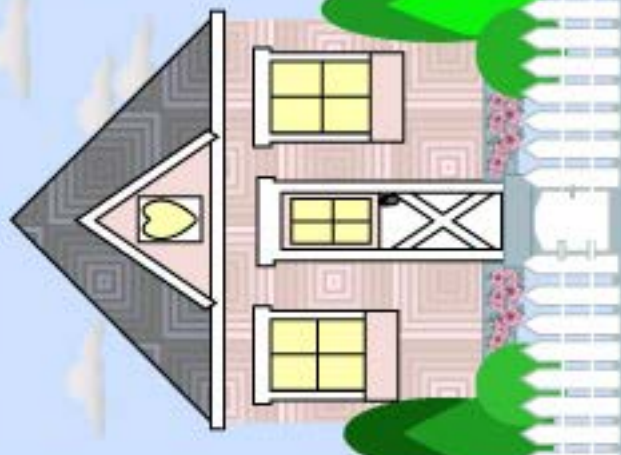
Children's Songbook #195
"Family Night"



Family Home Evening



Children's Songbook #195
"Family Night"



Sharing



Children's Songbook #253
"Sharing with my
Family is Fun to Do"



Sharing



Children's Songbook #253
"Sharing with my
Family is Fun to Do"

Personal Prayer



Children's Songbook #25
"I Love to Pray"

Personal Prayer



Children's Songbook #25
"I Love to Pray"



Children's Songbook #189
"Family Prayer"



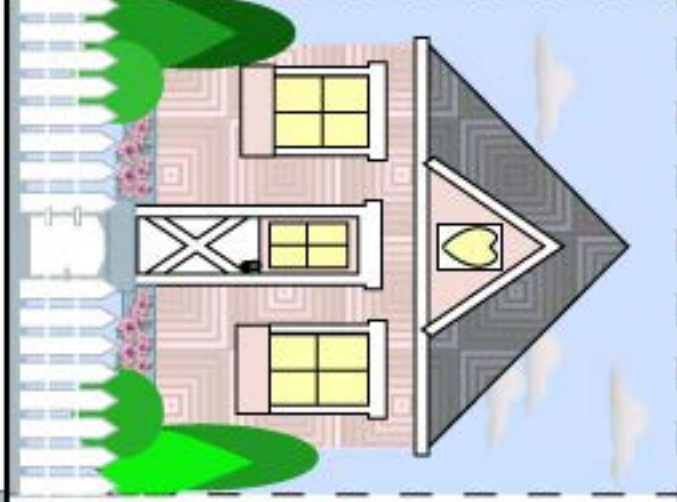
Family Prayer



Children's Songbook #189
"Family Prayer"



Family Prayer



Scripture Study



Children's Songbook #109
"Search, Ponder and Pray"



Scripture Study



Children's Songbook #109
"Search, Ponder and Pray"



Temple Work



Children's Songbook #95
"I Love to see the Temple"

Temple Work



Children's Songbook #95
"I Love to see the Temple"

Loving
One Another



Hymn #294
"Love At Home"



Loving
One Another



Hymn #294
"Love At Home"



Being Happy

Children's Songbook #198
"A Happy Family"

Five yellow smiley faces with black dots for eyes and curved lines for mouths, arranged in a cluster.

Being Happy

Children's Songbook #198
"A Happy Family"

Five yellow smiley faces with black dots for eyes and curved lines for mouths, arranged in a cluster.

Going to Church



Children's Songbook #157
"When I Go to Church"



Going to Church



Children's Songbook #157
"When I Go to Church"



Paying Tithing



Children's Songbook #150a
"I'm Glad to Pay a Tithing"



Paying Tithing



Children's Songbook #150a
"I'm Glad to Pay a Tithing"

Family Home Evening



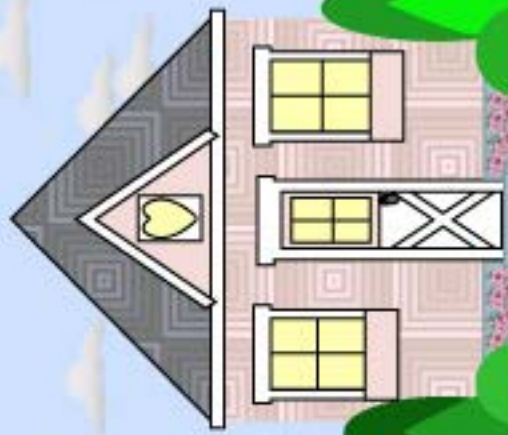
Children's Songbook #195
"Family Night"



Family Home Evening



Children's Songbook #195
"Family Night"



Sharing



Children's Songbook #253
"Sharing with my
Family is Fun to Do"

Sharing



Children's Songbook #253
"Sharing with my
Family is Fun to Do"

Following God's Plan



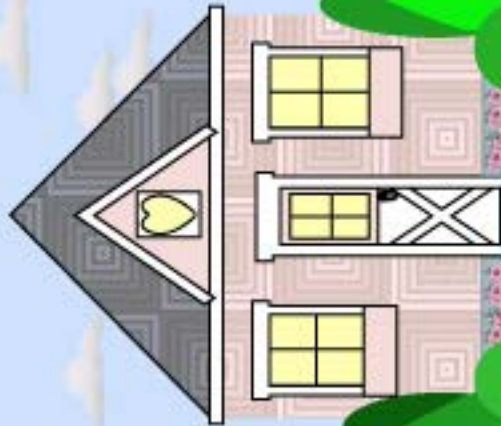
Children's Songbook #164
"I Will Follow God's Plan"



Following God's Plan



Children's Songbook #164
"I Will Follow God's Plan"



Helping One Another



Children's Songbook #198
"When We're Helping"

Helping One Another



Children's Songbook #198
"When We're Helping"

Treat Time

Fruity Popcorn Homes

Prep Time: 10 minutes
Cook Time: 10 minutes

Ingredients: 1 c. sugar
1 c. white corn syrup
1 3 oz package of flavored gelatin (any flavor)
2 bags of microwave popcorn or 9 cups of regular popped corn



Instructions: Treat Time: Show your family the ingredients for the popcorn houses. Explain that each ingredient is important for the recipe to come together to make the yummy popcorn homes. Explain that each family member is like the ingredients. Each of us has our own strengths and talents. By ourselves we can do many things, but when we come together we can shape our house into a home and help each other follow God's plan.

Cook popcorn according to package directions. Pour into an extra large bowl. Remove any unpopped kernels. Place sugar, corn syrup and gelatin in a large saucepan and bring to a boil. Cook just until gelatin and sugar are dissolved. Pour over popcorn. Stir until popcorn is evenly coated. Give each family member a handful of caramel corn to shape into a "Popcorn Home." * Place finished homes on wax paper to cool.

*Wet hands with cold water or butter hands slightly to more easily form popcorn homes.