

# Come, Follow Me

with  
*Living Scriptures*  
STREAMING

## Build a House Unto Me

Doctrine and Covenants 94-97

### Objectives:

- Discuss the importance of temples and why it is important to follow the commandments of the Lord

### Reinforces Principles of:

- Temples, Obedience

---

## Reverence Time

---

### Song:

“I Love to See the Temple” Children’s Songbook, page 95

<https://www.churchofjesuschrist.org/music/library/childrens-songbook/i-love-to-see-the-temple>

---

### Scripture: Doctrine & Covenants 97:15

“And inasmuch as my people build a house unto me in the name of the Lord, and do not suffer any unclean thing to come into it, that it be not defiled, my glory shall rest upon it.”

---

### Video:

Watch this week’s clip from the Living Scriptures Streaming Library. Find the clip at <https://www.livingscriptures.com/fhe-lesson-house>

### Lesson

#### Summary:

In these sections, the Lord gives direction on some of the buildings that should be built and dedicated to the Lord for His work. The Saints are told to build a house for the work of the Presidency, a printing house, and a temple - a house of the Lord. The Saints had been told previously to build a temple, but the work had not yet begun. The Lord chastened them and reminded them of the commandment to build the temple. He told them it was important to build the temple so the people could be endowed with power from on high. The Lord promised them that if they keep the commandments they will have the power to build it.

Now, we have many temples that are already built. We are asked to prepare ourselves to enter the temples, make sacred covenants with the Lord, and to return often. If we do, we are promised "a multiplicity of blessings."

---

#### Quote:

*"We do not come to the temple to hide from or escape the evils of the world. Rather, we come to the temple to conquer the world of evil. As we invite into our lives the "power of godliness" by receiving priesthood ordinances and making and keeping sacred covenants, we are blessed with strength beyond our own to overcome the temptations and challenges of mortality and to do and become good." David A Bednar*

---

#### Questions:

Why are temples important?

What blessings do we receive by attending the temple?

How can we prepare ourselves to go to the temple?

What does "chasten" mean? Why does the Lord chasten us?

**Description:** The Saints were chastened for not keeping the Lord's commandment to build a temple. This word puzzle reminds us to hear and obey the commandments of the Lord.

**What you need:**

- A copy of the "Word Puzzles" activity (artwork included with this lesson), scissors, two pieces of paper, tape, two pens or pencils, and a timer

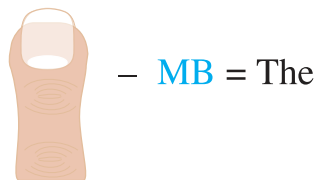
**Preparation:**

1. Print out the artwork and text.
2. Cut along dotted lines..

**Activity:**

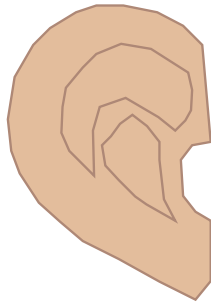
1. Mix up the words and the pictures
2. Decode the picture words and then match them to the correct word.


Example:

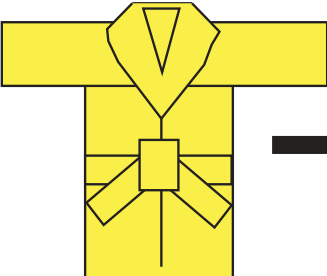
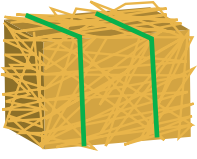


3. Tape the word to the picture words as you decoded them.
4. After all the words are decoded, arrange the words to form sentences: "Follow the Prophet," "Hear and Obey," and "Keep the Commandments."
5. Talk about the importance of following the counsel given in each of these sentences.

H +



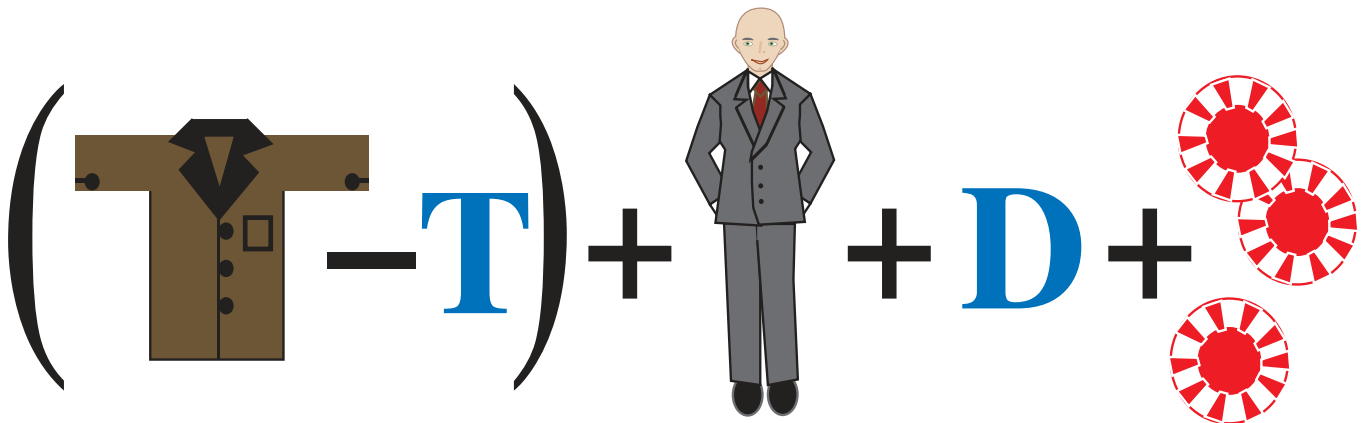

( - T) + D

( - R) + ( - H)

HEAR

AND

OBEY



**KEEP**

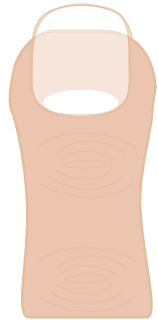
**THE**

**COMMANDMENTS**

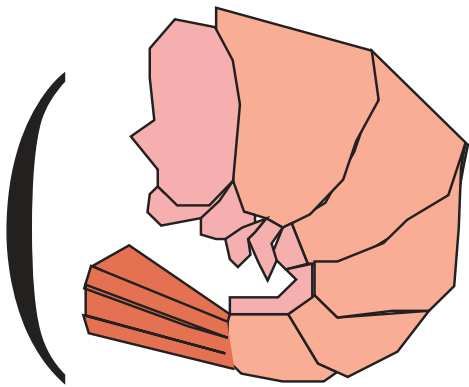


Fall

+ O

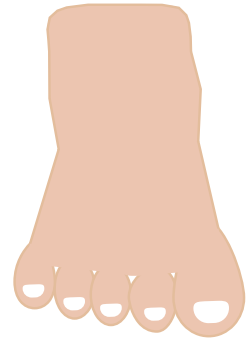


- MB



Prawn

( - N ) +



**Follow**

**The**

**Prophet**

---

## Treat Time

## Temple Cookies

---

**Prep Time:** 5 minutes  
**Bake Time:** 8 minutes  
**Chill Time:** 30 minutes



**Ingredients:** 3/4 c. sugar  
1/4 c. shortening  
1 t. vanilla  
1 egg  
2 1/2 c. flour  
1/2 t. baking soda  
1/2 t. baking powder  
1/4 t. salt  
1/4 c. + 2 T. cold water

**Instructions:** Pre-heat oven to 350 degrees F. Cream together sugar, shortening, eggs and vanilla. Sift together flour, baking soda, baking powder and salt. Slowly mix in sifted, dry ingredients to the creamed ingredients. Add water. Continue to mix until a soft dough forms. Chill in refrigerator for 30 minutes. Roll out on a floured surface to 1/4-inch thickness. Cut out using pattern pieces. Bake on a prepared pan for 8 minutes. Cool before frosting.

Treat Time: Frost with your favorite white frosting. Build your temple cookies by using extra frosting as mortar between pieces. If desired; tint a small amount of frosting yellow to represent the Angel Moroni.

