

Come, Follow Me

with

Living Scriptures

STREAMING

We Saw A Vision

Doctrine and Covenants 76

Objectives:

- Learn about God's plan for us and how we can prepare our family for eternal life in the celestial kingdom.

Reinforces Principles of:

- God's Plan

Reverence Time

Song: "I Lived in Heaven" Children's Songbook, page 4

<https://www.churchofjesuschrist.org/music/library/childrens-songbook/i-kived-in-heaven>

Scripture: Doctrine and Covenants 76:92-93

"And thus we saw the glory of the celestial, which excels in all things—where God, even the Father, reigns upon his throne forever and ever; Before whose throne all things bow in humble reverence, and give him glory forever and ever."

Video: Watch this week's clip from the Living Scriptures Streaming Library. Find the clip at <https://www.livingscriptures.com/fhe-lesson-vision>

Lesson

Summary:

As Joseph Smith and Sidney Rigdon were translating portions of the Bible, they came across a scripture in John that brought up questions about resurrection. When Joseph and Sidney asked the Lord, they were given a vision that described the kingdoms of heaven: the telestial, terrestrial, and celestial kingdoms. They learned that God desires to save “all the works of his hands” and has provided a plan for us to return to Him. God’s plan provided a Savior, Jesus Christ. Through Jesus Christ, “just men” can be “made perfect”. (D&C 76: 69)

We can prepare for eternal life in the celestial kingdom by receiving a testimony of Jesus Christ, believing on His name, being baptized, and keeping the commandments so that through Christ we can be cleansed from all our sins and dwell with our Father in Heaven.

Quote:

“The purpose of God’s plan was to give His children the opportunity to choose eternal life. This could be accomplished only by experience in mortality and, after death, by postmortal growth in the spirit world. God’s great plan of happiness provides a perfect balance between eternal justice and the mercy we can obtain through the Atonement of Jesus Christ. It also enables us to be transformed into new creatures in Christ.” Dallin H. Oaks

Questions:

What role do our testimonies play?

How can we be valiant in the testimony of Jesus?

How can we prepare ourselves and our family for the celestial kingdom?

Description: Play this game (similar to "Go Fish") with your family and learn things you can do at home to prepare you to return to your heavenly home.

What you need:

- A copy of the "Go Home" activity (artwork included with this lesson), scissors, glue. Optional: card stock.

Preparation:

1. Print out the artwork.
2. Fold along black solid lines.
3. Glue together. Optional: For more durable cards glue a piece of cardstock between the two layers or print on cardstock before gluing.
4. Cut along dotted lines.

Activity:

1. Explain that we can learn correct principles and prepare for the celestial kingdom from each from each other's example. It is the duty of the family to teach and live these principles in our homes.
2. Play the "Go Home" card game.
 - A. Dealer shuffles cards.
 - B. Dealer gives each person 5 cards.
 - C. Stack remaining cards face down for a draw pile.
 - D. The player to dealer's left starts (clockwise). A turn consists of asking a specific player for a specific group that they already hold at least one card of in their hand. For example, if it is my turn I might say: "Mary, please give me all your 'Sharing' cards." If the player who was asked (Mary) has cards of the asked group ('Sharing' in this case), she must give all her cards of this group to the player who asked for them. That player then gets another turn and may again ask any player for any group they have in their hand. (Help younger children by showing the card you are asking for to the group.)
 - E. If the person asked does not have any cards of the named group, they say "Go Home." The asker must then draw the top card of the draw pile. If the drawn card is the group asked for, the asker shows it and gets another turn. If the drawn card is not the group asked for, the asker keeps it, but the turn now passes to the next person.
 - F. As soon as a player collects a book of 4 cards of the same group, they lead the group in sing the song on the card.
 - G. The game continues until all groups are collected. The winner is the person with the most groups.

Personal Prayer



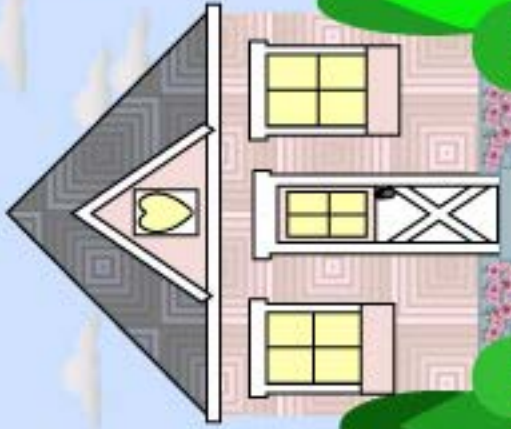
Children's Songbook #25
"I Love to Pray"



Personal Prayer



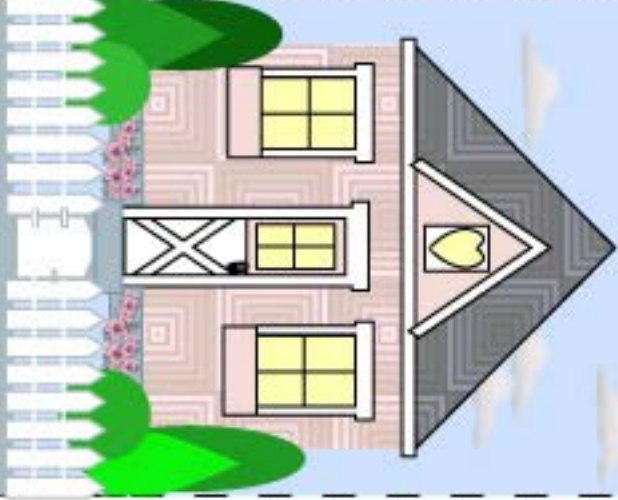
Children's Songbook #25
"I Love to Pray"



Family Prayer



Children's Songbook #189
"Family Prayer"



Family Prayer



Children's Songbook #189
"Family Prayer"

Scripture Study



Children's Songbook #109
"Search, Ponder and Pray"



Children's Songbook #95
"I Love to see the Temple"

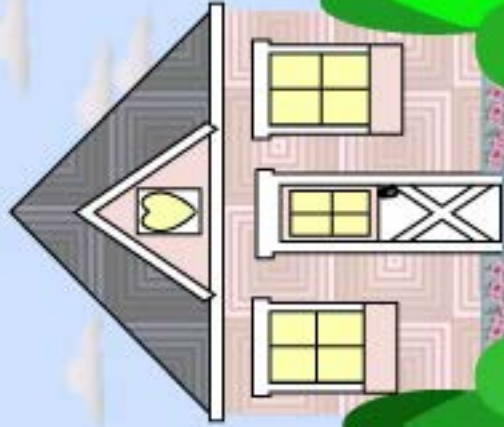


Temple Work

Scripture Study



Children's Songbook #109
"Search, Ponder and Pray"



Children's Songbook #95
"I Love to see the Temple"



Temple Work

Loving
One Another



Hymn #294
"Love At Home"



Loving
One Another



Hymn #294
"Love At Home"



Being Happy

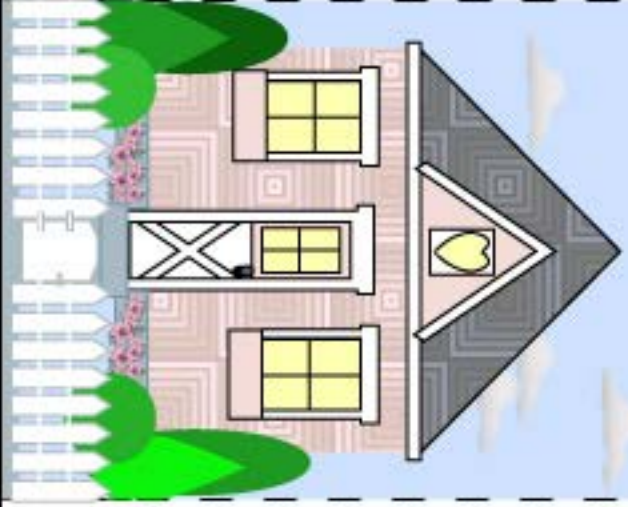
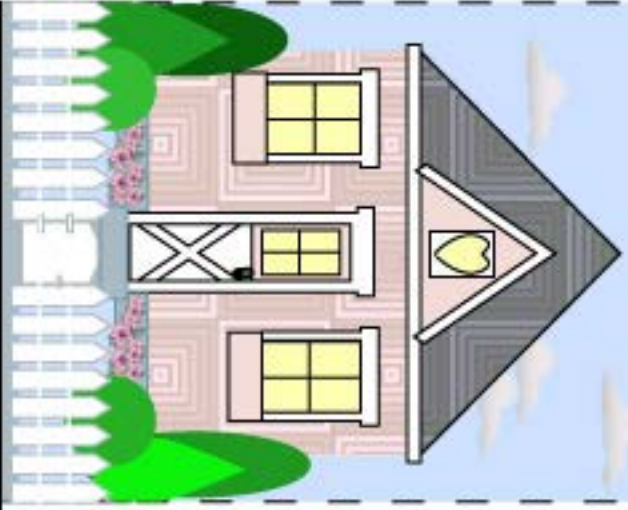


Children's Songbook #198
"A Happy Family"

Being Happy



Children's Songbook #198
"A Happy Family"



Paying Tithing



Children's Songbook #150a
"I'm Glad to Pay a Tithing"



Paying Tithing



Children's Songbook #150a
"I'm Glad to Pay a Tithing"

Going to Church

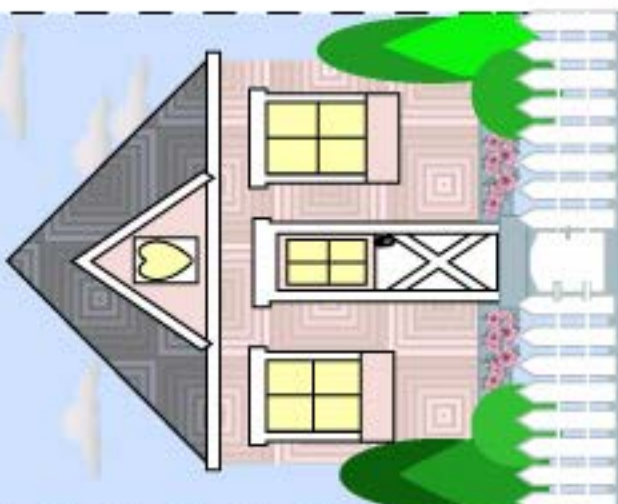


Children's Songbook #157
"When I Go to Church"

Going to Church



Children's Songbook #157
"When I Go to Church"



Following God's Plan



Children's Songbook #164
"I Will Follow God's Plan"



Following God's Plan



Children's Songbook #164
"I Will Follow God's Plan"



Helping One Another



Children's Songbook #198
"When We're Helping"

Helping One Another



Children's Songbook #198
"When We're Helping"

Family Home Evening



Children's Songbook #195
"Family Night"



Family Home Evening



Children's Songbook #195
"Family Night"



Sharing



Children's Songbook #253
"Sharing with my
Family is Fun to Do"



Sharing



Children's Songbook #253
"Sharing with my
Family is Fun to Do"

Personal Prayer



Children's Songbook #25
"I Love to Pray"

Personal Prayer



Children's Songbook #25
"I Love to Pray"



Children's Songbook #189
"Family Prayer"



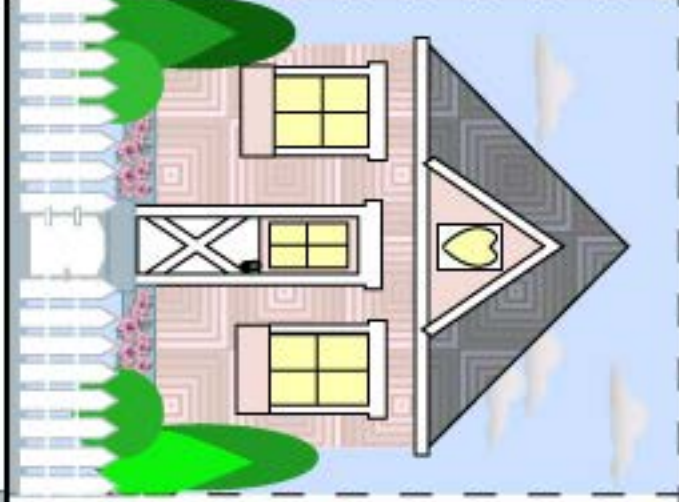
Family Prayer



Children's Songbook #189
"Family Prayer"



Family Prayer



Scripture Study



Children's Songbook #109
"Search, Ponder and Pray"



Temple Work

Children's Songbook #95
"I Love to see the Temple"



Scripture Study



Children's Songbook #109
"Search, Ponder and Pray"



Temple Work

Children's Songbook #95
"I Love to see the Temple"



Loving
One Another



Hymn #294
"Love At Home"



Loving
One Another



Hymn #294
"Love At Home"



Children's Songbook #198
"A Happy Family"



Being Happy



Children's Songbook #198
"A Happy Family"



Being Happy

Going to Church



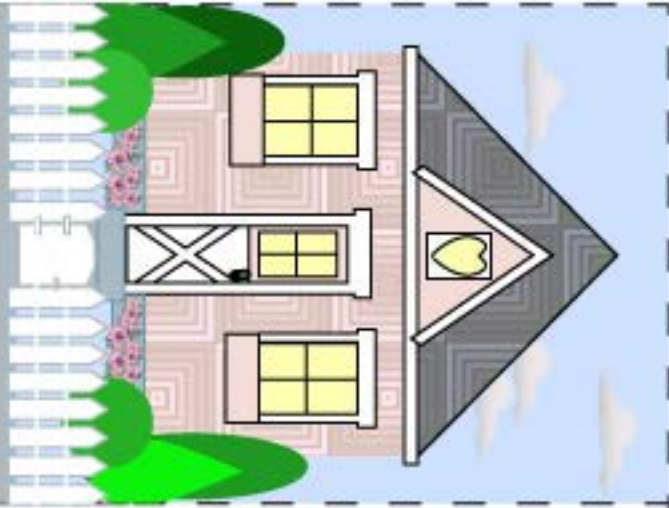
Children's Songbook #157
"When I Go to Church"



Going to Church



Children's Songbook #157
"When I Go to Church"



Paying Tithing



Children's Songbook #150a
"I'm Glad to Pay a Tithing"



Paying Tithing



Children's Songbook #150a
"I'm Glad to Pay a Tithing"

Family Home Evening



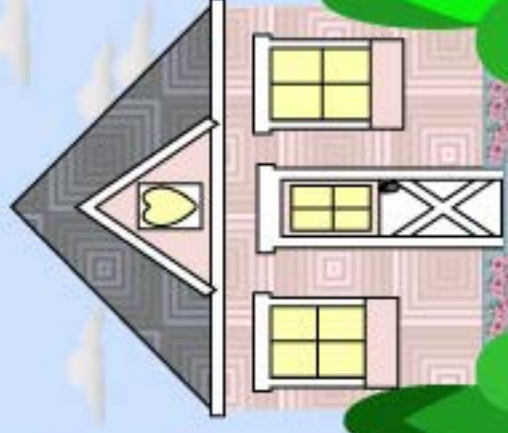
Children's Songbook #195
"Family Night"



Family Home Evening



Children's Songbook #195
"Family Night"



Sharing



Children's Songbook #253
"Sharing with my
Family is Fun to Do"

Sharing

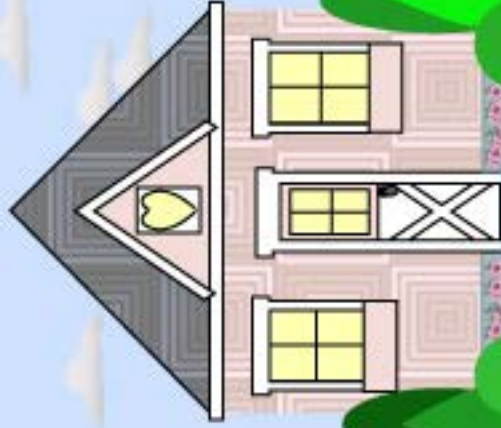


Children's Songbook #253
"Sharing with my
Family is Fun to Do"

Following God's Plan



Children's Songbook #164
"I Will Follow God's Plan"



Following God's Plan



Children's Songbook #164
"I Will Follow God's Plan"



Helping One Another



Children's Songbook #198
"When We're Helping"

Helping One Another



Children's Songbook #198
"When We're Helping"

Prep Time: 10 minutes
Cook Time: 10 minutes

Ingredients: 1 c. brown sugar
1 cube butter or margarine
1/4 c. white corn syrup
1 tsp. vanilla extract.
1/2 tsp. baking soda
1/2 tsp. salt (omit salt if using salted popcorn)
2 bags of microwave popcorn or 4 quarts of regular popped corn



Instructions: Treat Time: Show your family the ingredients for the popcorn houses. Explain that each ingredient is important for the recipe to come together to make the yummy popcorn homes. Explain that each family member is like the ingredients. Each of us has our own strengths and talents. By ourselves we can do many things, but when we come together we can shape our house into a home and help each other follow God's plan.

Cook popcorn according to package directions. Pour into an extra large bowl. Remove any unpopped kernals. Place brown sugar, butter, corn syrup and vanilla in a 2 quart glass bowl. Microwave on high for three minutes. Remove from microwave oven and stir. Return to microwave and cook on high for an additional one and one half minutes. Stir in baking soda (this is fun for children to watch the chemical change that takes place). Pour over popcorn. Stir until popcorn is evenly coated. Give each family member a handful of caramel corn to shape into a "Popcorn Home."