

Come, Follow Me
with
Living Scriptures
STREAMING

Succor the Weak

Doctrine and Covenants 81-83

Objectives:

- Discuss why it is important to serve others.

Reinforces Principles of:

- Service

Reverence Time

Song:

“I’m Trying to Be Like Jesus” Children’s Songbook, page 109

<https://www.churchofjesuschrist.org/music/library/childrens-songbook/im-trying-to-be-like-jesus>

Scripture: Doctrine and Covenants 81:5

“Wherefore, be faithful; stand in the office which I have appointed unto you; succor the weak, lift up the hands which hang down, and strengthen the feeble knees.”

Video:

Watch this week’s clip from the Living Scriptures Streaming Library. Find the clip at <https://www.livingscriptures.com/fhe-lesson-succor>

Lesson

Summary:

Frederick G. Williams was called as a counselor in the First Presidency. In section 81, some of the duties of the First Presidency are given, including the call to “succor the weak, lift up the hands which hang down, and strengthen the feeble knees.” The Lord was asking him, and us, to serve those who need help.

In sections 82 and 83, the Lord specifically asks us to care for the poor, the widows, and orphans, “every man seeking the interest of his neighbor, and doing all things with an eye single to the glory of God.” (D&C 82:19)

Loving God and our neighbors are the two greatest commandments. By keeping these commandments we are promised great blessings.

Quote:

“I extol you who, with loving care and compassionate concern, feed the hungry, clothe the naked, and house the homeless. He who notes the sparrow’s fall will not be unmindful of such service. The desire to lift, the willingness to help, and the graciousness to give come from a heart filled with love. Serve willingly.”
Thomas S. Monson

Questions: What does it mean to “succor the weak?”

How can we help our neighbors?

How can we serve “with an eye single to the glory of God?”

Activity Time

SERVE (BINGO)

Description: Playing the “SERVE” game is a fun way for your family to learn about many different ways to serve and bless the lives of others.

What you need:

- A copy of the “SERVE” game (artwork included with this lesson, scissors, a handful of small candies, cereal puffs or beans per person, prizes. Optional: Cardstock and glue for more durability.

Preparation:

1. Print out the artwork (one “SERVE” card per person).
2. Cut along all dotted lines.
3. Optional: Glue to cardstock for more durability.

Activity:

(Younger children will need help from an older sibling or parent.)

1. Place calling cards into a hat or bowl.
2. Choose one person to be the caller.
3. Hand out one “SERVE” card to each family member.
4. The caller pulls out one calling card at a time, gives a description of the card and then shows it to the players.
5. The players will then place candy, cereal or beans on the called image, if it is on their card. (Be sure to check both rows of “E’s” for the called “E” images.)
6. The first person with the predetermined pattern (5 in a row, an “X” shape, etc.,) on their card calls out “SERVE.”
7. The person with “SERVE” picks a prize after telling one thing that they can do to serve others.

S



GIVING TO OTHERS

S



LOVE ONE ANOTHER

S

GIVING TO THE PERPETUAL EDUCATION FUND




Bishop Clark Courtyard, CT

S




VOLUNTEER SERVICE

S



MISSIONARY SERVICE
THE CHURCH OF
JESUS CHRIST
OF LATTER-DAY SAINTS

S



CHURCH SERVICE

S



HUMANITARIAN AID

S



VISITING THE

SICK

S

SERVICE BRINGS



HAPPINESS

S

VISITING THE ELDERLY



E

SERVICE BRINGS



HAPPINESS

E

VISITING THE ELDERLY



E



GIVING TO OTHERS

E



LOVE ONE ANOTHER

E

GIVING TO THE PERPETUAL EDUCATION FUND



Bishop Clark Courtyard, CT

E




VOLUNTEER SERVICE

E



MISSIONARY SERVICE
THE CHURCH OF
JESUS CHRIST
OF LATTER-DAY SAINTS

E



CHURCH SERVICE

E



HUMANITARIAN AID

E



VISITING THE

SICK

R



GIVING TO OTHERS

R



LOVE ONE ANOTHER

R

GIVING TO THE PERPETUAL EDUCATION FUND




Bishop Clark Courtyard, CT

R



VOLUNTEER SERVICE

R




MISSIONARY SERVICE

THE CHURCH OF JESUS CHRIST OF LATTER-DAY SAINTS

R

CHURCH SERVICE



R



HUMANITARIAN AID

R

VISITING THE



SICK

R

SERVICE BRINGS



HAPPINESS

R

VISITING THE ELDERLY



V

SERVICE BRINGS



HAPPINESS

V

VISITING THE ELDERLY



V



GIVING TO OTHERS

V



LOVE ONE ANOTHER

V

GIVING TO THE PERPETUAL EDUCATION FUND




Bishop Clark Courtyard, CT

V



VOLUNTEER SERVICE

V




MISSIONARY SERVICE

THE CHURCH OF JESUS CHRIST OF LATTER-DAY SAINTS

V

CHURCH SERVICE



V



HUMANITARIAN AID

V

VISITING THE



SICK








S

E

R

V

E



S

E

R


V

E


GIVING TO THE PERPETUAL EDUCATION FUND



CHURCH SERVICE



CHURCH SERVICE



VISITING THE ELDERLY



GIVING TO THE PERPETUAL EDUCATION FUND




VISITING THE



VOLUNTEER SERVICE

CHURCH SERVICE



SERVICE BRINGS



VISITING THE



VISITING THE ELDERLY




GIVING TO THE PERPETUAL EDUCATION FUND



SERVICE BRINGS



CHURCH SERVICE



VOLUNTEER SERVICE

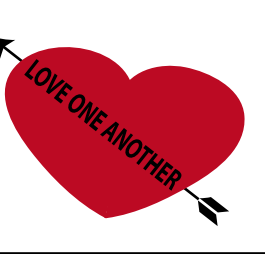


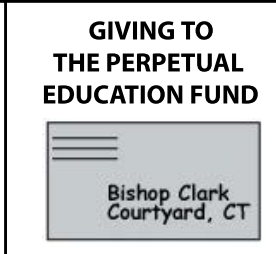




S

E

R

V

E



S

E

R

V

E




GIVING TO OTHERS




SERVICE BRINGS




CHURCH SERVICE



VISITING THE ELDERLY



CHURCH SERVICE



VOLUNTEER SERVICE



GIVING TO THE PERPETUAL EDUCATION FUND



VISITING THE



SICK



VISITING THE ELDERLY



GIVING TO OTHERS




VISITING THE ELDERLY



VOLUNTEER SERVICE

CHURCH SERVICE



SERVICE BRINGS



GIVING TO THE PERPETUAL EDUCATION FUND



VISITING THE



SICK



VOLUNTEER SERVICE

S

E

R

V

E




SERVICE BRINGS



GIVING TO OTHERS

CHURCH SERVICE



VISITING THE ELDERLY



VOLUNTEER SERVICE

GIVING TO THE PERPETUAL EDUCATION FUND



VISITING THE


SICK



GIVING TO OTHERS



VISITING THE ELDERLY




VISITING THE ELDERLY




VOLUNTEER SERVICE



CHURCH SERVICE



SERVICE BRINGS



CHURCH SERVICE

GIVING TO THE PERPETUAL EDUCATION FUND



VOLUNTEER SERVICE



VISITING THE

SICK

S

E

R

V

E




GIVING TO OTHERS

MISSIONARY SERVICE
THE CHURCH OF JESUS CHRIST OF LATTER-DAY SAINTS



VOLUNTEER SERVICE



CHURCH SERVICE




LOVE ONE ANOTHER

VISITING THE ELDERLY



CHURCH SERVICE



VISITING THE



SICK

GIVING TO THE PERPETUAL EDUCATION FUND



HUMANITARIAN AID



LOVE ONE ANOTHER

SERVICE BRINGS



HUMANITARIAN AID


VISITING THE ELDERLY



VISITING THE



SICK



CHURCH SERVICE

GIVING TO THE PERPETUAL EDUCATION FUND



MISSIONARY SERVICE
THE CHURCH OF JESUS CHRIST OF LATTER-DAY SAINTS

SERVICE BRINGS



VOLUNTEER SERVICE



VISITING THE

SICK

VISITING THE ELDERLY



LOVE ONE ANOTHER



HUMANITARIAN AID



GIVING TO OTHERS

S

E

R

V

E




GIVING TO OTHERS



VOLUNTEER SERVICE

VISITING THE ELDERLY



CHURCH SERVICE



VISITING THE

SICK



MISSIONARY SERVICE

THE CHURCH OF JESUS CHRIST OF LATTER-DAY SAINTS



LOVE ONE ANOTHER



VISITING THE

SICK

GIVING TO THE PERPETUAL EDUCATION FUND




Bishop Clark Courtyard, CT

SERVICE BRINGS



HAPPINESS



CHURCH SERVICE




GIVING TO OTHERS



HUMANITARIAN AID

VISITING THE ELDERLY



CHURCH SERVICE




LOVE ONE ANOTHER

GIVING TO THE PERPETUAL EDUCATION FUND



Bishop Clark Courtyard, CT



MISSIONARY SERVICE

THE CHURCH OF JESUS CHRIST OF LATTER-DAY SAINTS



VOLUNTEER SERVICE



HUMANITARIAN AID



VISITING THE

SICK

VISITING THE ELDERLY



LOVE ONE ANOTHER

SERVICE BRINGS



HAPPINESS



MISSIONARY SERVICE

THE CHURCH OF JESUS CHRIST OF LATTER-DAY SAINTS

S

E


R

V





E



VISITING THE ELDERLY



GIVING TO THE PERPETUAL EDUCATION FUND



Prep Time: 15 minutes
Cooling Time: 10 minutes



Ingredients: 3 T butter
6 oz marshmallows (1/2 bag)
dash of salt
1 tsp. vanilla
3 cups crisp rice cereal
Sprinkles (optional)

Instructions: Lightly coat a sheet of wax paper with cooking spray and set aside. Lightly coat a heart shaped cookie cutter with cooking spray also and set aside. Melt butter in a large saucepan. Add marshmallows and a dash of salt and stir until marshmallows are melted. Remove from heat and stir in vanilla. Add cereal and stir until coated. Drop a large spoonful of cereal mixture on the prepared wax paper and place the cookie cutter around it. Firmly press cereal mixture into cookie cutter to shape into a heart. Remove any excess. Continue with remaining cereal mixture. Makes 6-8 hearts depending on size of cookie cutter.

Treat Time: Let children decorate hearts with sprinkles if desired.