



Come, Follow Me
with
Living Scriptures
STREAMING

Book of Commandments

Doctrine and Covenants 67-70

Objectives:

- Discuss the importance of the revelations in the Doctrine & Covenants, and the commandment to parents to teach their children.

Reinforces Principles of:

- Baptism, Teaching Children

Reverence Time

Song:

“I Am a Child of God” Children’s Songbook, page 2

<https://www.churchofjesuschrist.org/music/library/childrens-songbook/i-am-a-child-of-god>

Scripture: Doctrine and Covenants 68:28

“And they shall also teach their children to pray, and to walk uprightly before the Lord.”

Video:

Watch this week’s clip from the Living Scriptures Streaming Library. Find the clip at <https://www.livingscriptures.com/fhe-lesson-book>

Lesson

Summary:

In section 67 and 70, the Saints were deciding whether or not they should publish Joseph Smith's revelations into a book, the Book of Commandments (which later became the Doctrine & Covenants). The Lord told them to bear record that the revelations were true. He gives them stewardship over the revelations and commandments He had given them. That means they are to protect and take care of the revelations.

In section 68, the Lord told the Elders to preach the gospel and baptize. He commanded parents to teach the gospel to their children, and that children can be baptized when they are eight years old. The Lord said that parents should "teach their children to pray, and walk uprightly before the Lord." Parents can teach their children the gospel using the scriptures, including the Doctrine & Covenants.

Quote:

"Parents have a sacred duty to rear their children in love and righteousness, to provide for their physical and spiritual needs, to teach them to love and serve one another, to observe the commandments of God and to be law-abiding citizens wherever they live. Husbands and wives – mothers and fathers – will be held accountable before God for the discharge of these obligations." The Family: A Proclamation to the World

Questions:

Why was it important to protect the revelations given to Joseph Smith?

Why was it important for the revelations to be published?

Why should we be baptized?

Why are parents commanded to teach their children the gospel?

At what age can children be baptized?

Description: During this fun baptism activity your family will learn by discussion and demonstration how we are baptized by the proper authority and by immersion like Jesus!

What you need:

- A copy of the "I Will Be Baptized Like Jesus" activity for each child (artwork included with this lesson), scissors, glue, (2) brads & card stock.

Preparation:

1. Print out the artwork.
2. Glue artwork to card stock.
3. Cut out artwork.
4. Cut out circles (paper punch works well for this step) and long dotted lines.
5. Place figures through slit in backgrounds (see image) and secure with brads.

Activity:

1. Explain: When we are baptized our sins are washed away. Jesus was without sin, yet He was still baptized. Ask: Why was Jesus baptized? (To be obedient to all of Heavenly Father's commandments.)

Read: "And Jesus answered, Verily, verily, I say unto thee, Except a man be born of water and of the Spirit, he cannot enter into the kingdom of God." (John 3:5)

2. Ask: Who Baptized Jesus? (John the Baptist.) Ask: What authority did John have to baptize? (The priesthood.) Ask: How was Jesus baptized? (By immersion in the Jordan River.) Ask: What does baptism by immersion mean? (To be baptized by going completely under the water.)

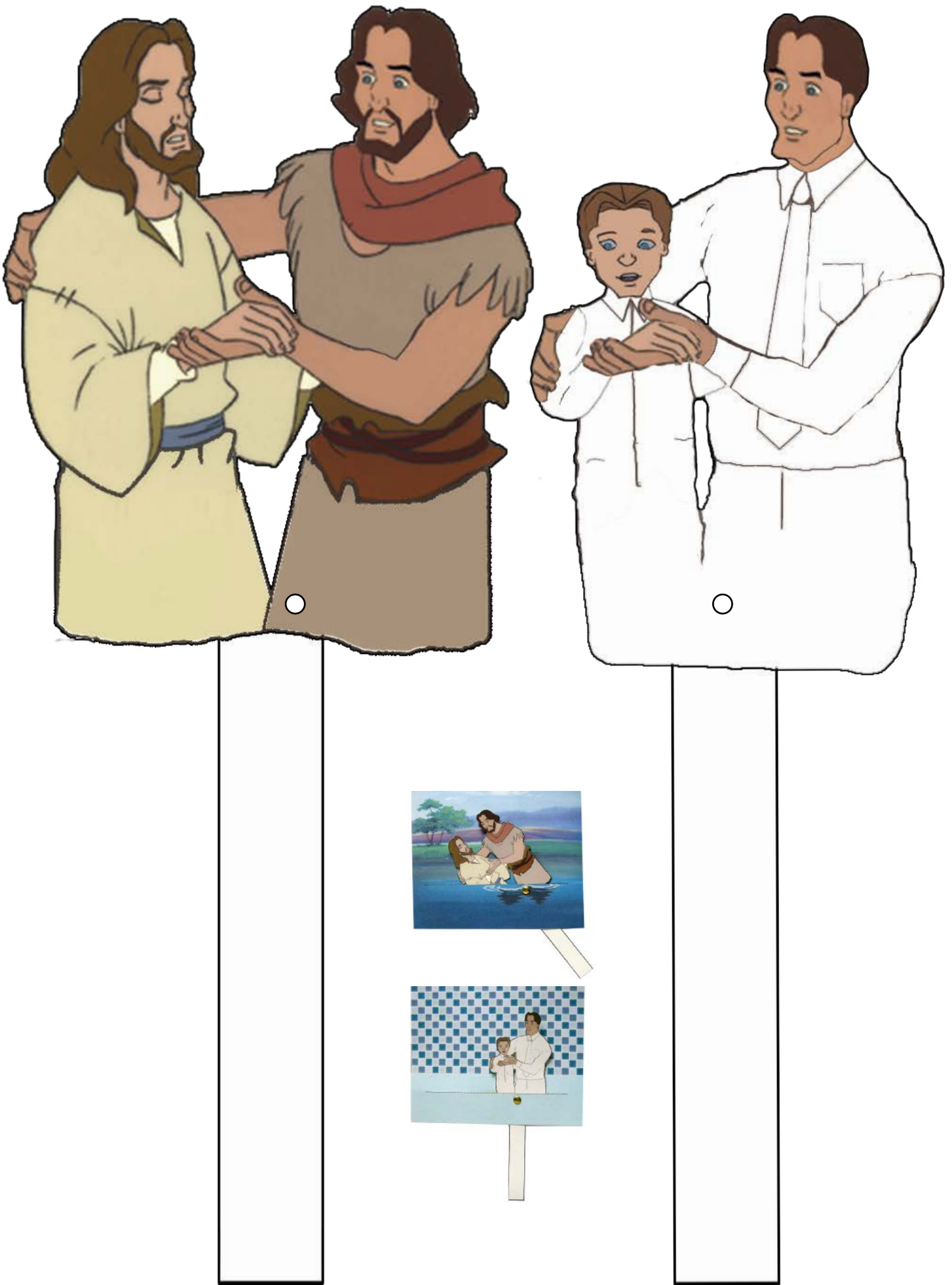
Demonstrate: Use the Jesus and John figures to demonstrate baptism by immersion.


3. Ask: Do we need to be baptized to return to live with Heavenly Father? (Yes.) Ask: Who came to Joseph Smith and taught him the correct way to baptize and restored the Aaronic Priesthood to the earth? (John the Baptist.) Ask: How are we baptized? (Just like Jesus; by immersion; by a man who holds the priesthood.)


Demonstrate: Use the young boy and priesthood holder figures to demonstrate how we are baptized like Jesus. If desired don't completely immerse the boy and explain how the baptism has to be redone if this happens.

Explain: Heavenly Father was pleased with Jesus when he was baptized; "And lo a voice from heaven, saying, This is my beloved Son, in whom I am well pleased." (Matthew 3:17).

Ask: Is Heavenly Father pleased with each of us when we are baptized? (Yes.) Share: Have family members who have been baptized share memories of their baptism day.







Treat Time

Doctrine & Covenants Treats

Prep Time: 15 minutes
Bake Time: 14 minutes



Ingredients: 8 oz. semi-sweet baking chocolate
3/4 c. firmly packed brown sugar
1/3 stick butter or margarine
2 eggs
1 tsp. vanilla
1/2 c. flour
1/2 tsp. baking powder
1/2 tsp. salt
1/2 c. chocolate chips (optional)
1/2 gallon vanilla ice cream

Instructions: Preheat oven to 350 F. Lightly coat a 13" x 18" jelly roll pan with cooking spray. Melt baking chocolate on high in microwave for 2 minutes. Cream together brown sugar, butter, eggs, and vanilla. Slowly add melted chocolate. Fold in flour, baking powder and salt and mix until smooth. Spread into pan (it will be a very thin layer). Bake for 14 minutes. Chill in refrigerator until completely cooled. Cut into twenty 3" x 3" squares and ten 1/2" x 3" rectangles (see diagram). Cut the ice cream with a hot knife into 3" squares.



Treat Time: Let children help assemble their ice cream scriptures by placing an ice cream square (the book pages) on top of a cookie square (book back cover). Place another cookie square (the book cover) on top of the ice cream. Place a 1/2" rectangle (the book spine) on one side, between the two cookies. (Optional: Use decorator frosting to write Doctrine & Covenants on cover.)