



Come, Follow Me

with

Living Scriptures

STREAMING

Gifts of the Spirit

Doctrine and Covenants 46-48

Objectives:

- Discuss gifts of the spirit and how we can seek for those gifts.

Reinforces Principles of:

- Spiritual Gifts

Reverence Time

Song:

“I Will Follow God’s Plan” Children’s Songbook, page 164

<https://www.churchofjesuschrist.org/music/library/childrens-songbook/i-will-follow-gods-plan>

Scripture: Doctrine and Covenants 46:8

“Wherefore, beware lest ye are deceived; and that ye may not be deceived seek ye earnestly the best gifts, always remembering for what they are given;”

Video:

Watch this week’s clip from the Living Scriptures Streaming Library. Find the clip at <https://www.livingscriptures.com/fhe-lesson-gift>

Lesson

Summary:

Gifts of the spirit are given to help those who love God and keep the commandments. These gifts are meant not only to help us, but also to help others. There are many gifts, including the gift of knowledge, the gift of faith to be healed, the gift of faith to heal, the gift of prophesy, and many others. If there are spiritual gifts we would like to obtain, we can pray and ask for those spiritual gifts, and we will be given gifts according to the will of God. We should give thanks to God for our gifts.

Quote:

"We must remember that to every man is given a gift by the Spirit of God. It is our right and responsibility to accept our gifts and to share them. God's gifts and powers are available to all of us." Marvin J. Ashton

Questions:

What is a spiritual gift?
How do spiritual gifts help us?
Can we ask for gifts we don't have yet?

Activity Time

Gifting Game

Description: Play this fun gift passing game with your family and discuss the spiritual gifts mentioned in Doctrine & Covenants 46.

What you need:

- A copy of the “Gifting Game” activity (artwork included with this lesson,) cardstock or heavy paper (optional), scissors, and glue or tape. Optional: die

Preparation:

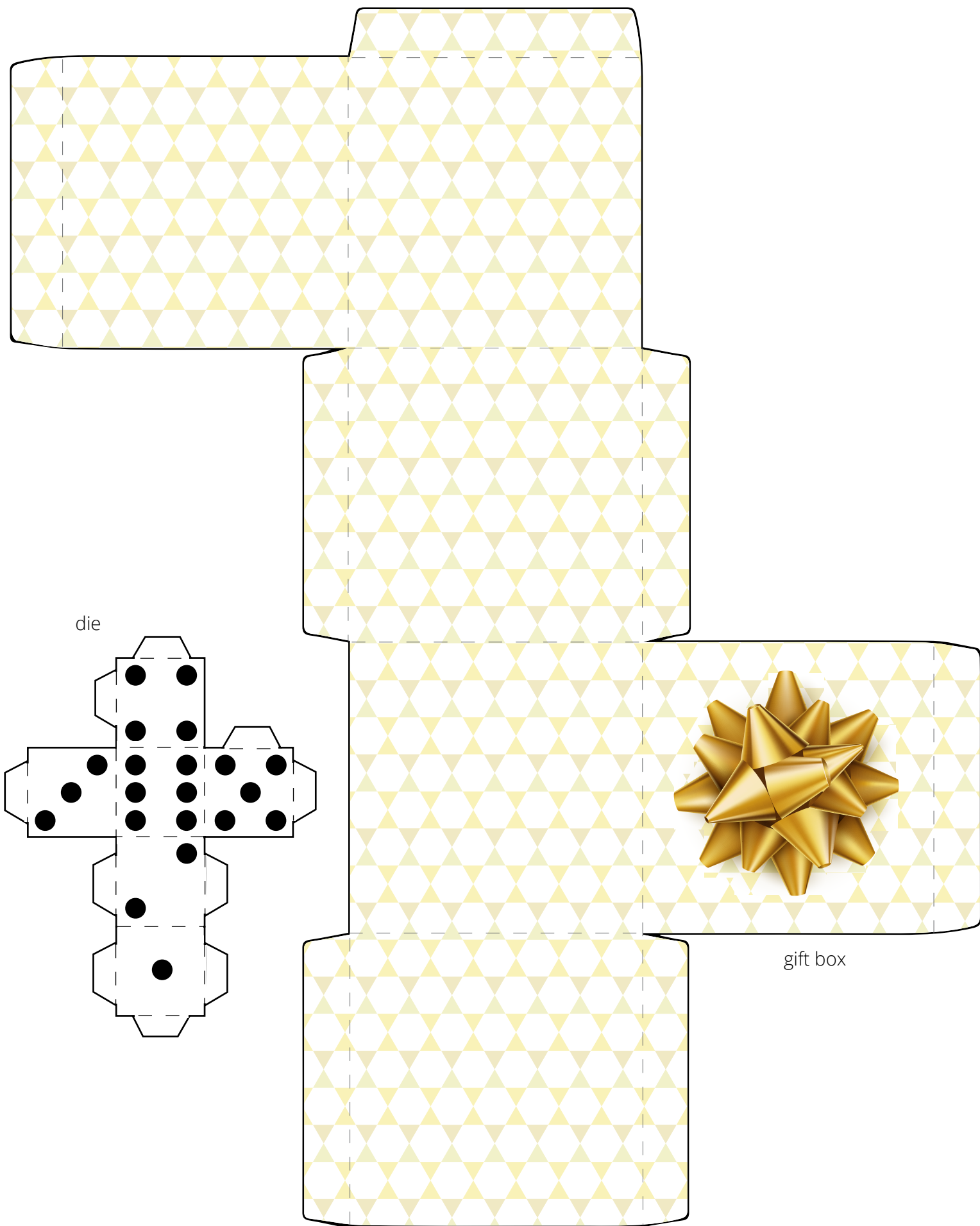
1. Print out the artwork (on cardstock or heavy paper if possible).
2. Cut along all solid lines.
3. Fold the box and die (if using paper die) along dotted lines
4. Glue or tape die tabs to form a cube. Glue or tape gift box tabs, leaving the tab of the top of the box unglued so it can be opened.
5. Cut gift wordstrips. Fold in half and place inside gift box.
6. Cut out gift passing instruction card.

Activity:

In Doctrine & Covenants 46, several gifts are mentioned that come by the Spirit of Christ. We often call these “spiritual gifts”.

Have the family sit in a circle. Give one person the gift box and another person the die. The person with the die rolls the gift and the person with the box follows the instructions according to the instruction card. For example, if someone rolled a six, the person with the gift box would pass it two places to the right.


If someone rolls a one or a five, the person with the box can open it and take out one of the wordstrips. If a gift wordstrip is chosen, discuss what that spiritual gift means and how someone might use it to help others. Continue playing until all wordstrips have been chosen.




die

gift box


GIFTING GAME




OPEN THE BOX




PASS TO THE LEFT




PASS TO THE RIGHT



PASS TWO TO THE LEFT



OPEN THE BOX



PASS TWO TO THE RIGHT

gift wordstrips

THE GIFT OF WISDOM	THE GIFT OF WORKING MIRACLES
THE GIFT TO BELIEVE	THE GIFT OF PROPHECY
THE GIFT OF FAITH TO HEAL	THE GIFT OF DISCERNING SPIRITS
THE GIFT OF FAITH TO BE HEALED	THE GIFT OF TONGUES
THE GIFT OF INTERPRETATION OF TONGUES	THE GIFT TO KNOW JESUS IS THE SON OF GOD

Prep Time: 15 minutes
Bake Time: 55 minutes
Cool Time: 30 minutes



Ingredients: **Cake**
2 cups sugar
3/4 cup vegetable oil
3 eggs
1 teaspoon vanilla extract
3/4 cup buttermilk
2 cups grated carrots
1 (15 ounce) can crushed pineapple,
drained
2 cups all-purpose flour
2 teaspoons baking soda
2 teaspoons ground cinnamon
1 1/2 teaspoons salt
1 cup raisins

Decorating
1/2 cup margarine
1 (8 ounce) package cream cheese
1 teaspoon vanilla extract
4 cups powdered sugar
Cherry Pull-N-Peel Twizzlers™
Food coloring to tint frosting

Instructions: Preheat oven to 350 degrees F. In a large bowl, mix together sugar, oil, eggs, vanilla, and buttermilk. Stir in carrots, vanilla, and pineapple. Add flour, baking soda, cinnamon, and salt. Mix on medium for two minutes. Stir in raisins. Pour batter into a prepared 9x13 pan. Bake for 55 minutes or until toothpick inserted into cake comes out clean. Remove from oven, and set aside to cool.

While cake bakes, combine margarine, cream cheese, vanilla, food coloring and powdered sugar. Blend until creamy. Frost cake while still in the pan. Cut into square size pieces. Top each square with a Pull-N-Peel Twizzler bow.