



Come, Follow Me
with
Living Scriptures
STREAMING

Ye Shall Testify

Doctrine and Covenants 14-17

Objectives:

- Learn about the Whitmer family, and the role of three special witnesses that saw the gold plates.

Reinforces Principles of:

- Witnesses

Reverence Time

Song:

“The Golden Plates” Children’s Songbook page 86

<https://www.churchofjesuschrist.org/music/library/childrens-songbook/the-golden-plates>

Scripture: Doctrine & Covenants 17:5

“And ye shall testify that you have seen them, even as my servant Joseph Smith, Jun., has seen them; for it is by my power that he has seen them, and it is because he had faith.”

Video:

Watch this week’s clip from the Living Scriptures Streaming Library. Find the clip at <https://www.livingscriptures.com/fhe-lesson-witness>

Lesson

Summary:

Joseph Smith and Oliver Cowdery left Harmony, Pennsylvania to live with the Whitmer family in Fayette, New York. Sections 14, 15, and 16 are revelations given to different members the Whitmer family who wanted to know what would be of the most worth, and how they could help with the work of the Restoration. The Lord taught them that bringing souls to Christ would be of the most worth to them.

As Joseph was translating the Book of Ether in the Book of Mormon, he learned that three special witnesses would be able to see the plates. Section 17 is a revelation to Oliver Cowdery, David Whitmer, and Martin Harris, who would be the three special witnesses. Through their faith, they were able to see the gold plates, the sword of Laban, the Urim and Thummim, and the Liahona. They were commanded to testify of the things they had seen.

We too can be witnesses of Jesus Christ and the Book of Mormon. As we gain and strengthen our own testimonies, we can testify of the things we believe and know to be true.

Quote:

“The historical facts and the special witnesses of the Book of Mormon testify that its coming forth was indeed miraculous. Nevertheless, the power of this book is not based only in its magnificent history but on its powerful, unparalleled message that has changed countless lives—including mine!” Ulisses Soares

Questions:

Who were the special three witnesses of the gold plates?

Why was Joseph Smith relieved when he learned there would be witnesses?

What were the three witnesses commanded to do?

How can we be witnesses of Jesus Christ and the Book of Mormon?

Activity Time

Gold Plates Matching Game

Description: In this game, multiple witnesses help everyone win! Work together to match the gold plates cards before all the "clouds of darkness" cards are found.

What you need:

- A copy of the "Gold Plates Matching Game" activity printed on heavy paper (or glue to a colored sheet of paper), scissors


Preparation:

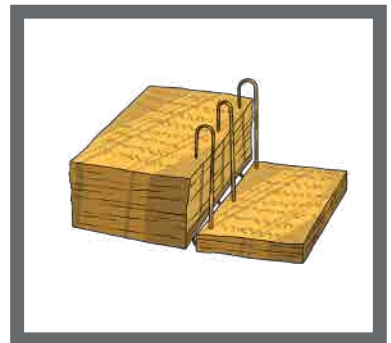
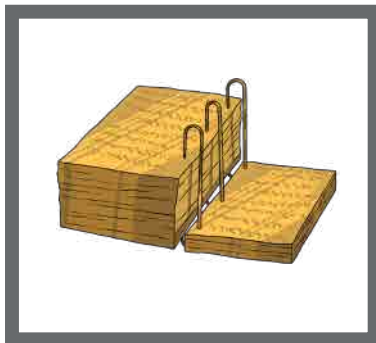
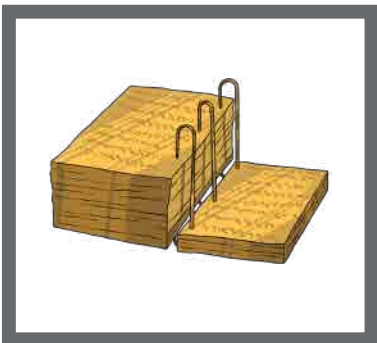

1. Print out the artwork.
2. Glue artwork to colored paper if desired (so you can't see through the cards).
3. Cut out cards.



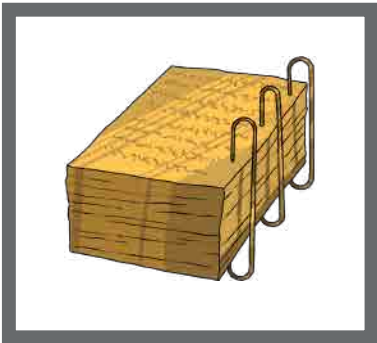







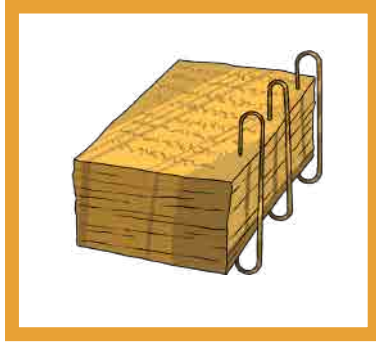
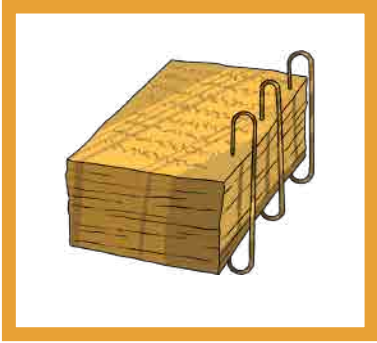
Activity:

Explain: When there are several witnesses to something, it's easier to believe that it is true. It's also helpful to have several witnesses to remember details that might otherwise be forgotten. In this game, we all get to witness what is on the cards and help each other remember where to find cards that match.

The object of the game is to match all of the golden plates cards before all four "cloud of darkness" cards are found. Lay out cards in a grid pattern face down. Take turns drawing two cards to see if they match. A match has the same color border and the same style of gold plates (open or closed). If a "cloud of darkness" card is drawn, that player's turn ends and play passes to the next player. The game ends when all matches are found, or all four "cloud of darkness cards" are found.







Treat Time

"Bear" Testimony Cookies

Prep Time: 5 minutes
Chill Time: 30 minutes
Bake Time: 6 minutes



Ingredients: 2/3 cup butter
1 cup white sugar
2 teaspoons vanilla extract
2 eggs
2 1/2 cups all-purpose flour
1/2 cup unsweetened cocoa powder
1/2 teaspoon baking soda
1/4 teaspoon salt

Instructions: Cream together the butter or margarine, sugar and vanilla. Add the eggs. In a separate bowl, mix dry ingredients. Gradually add to the creamed mixture and blend. Chill until firm. Preheat oven to 350 degrees F.

Treat Time: Give each child 1 ball for the body (1-inch), 1 ball for the head (3/4-inch), 4 small balls for arms/legs (1/1/2-inch), 2 smaller balls for ears, and 1 tiny ball for the nose. With a toothpick, draw eyes, mouth and a heart (fill in heart with red colored sugar) or use a candy heart. Bake for 6 minutes. Let cool 1 minute.