

Come, Follow Me  
with  
*Living Scriptures*  
STREAMING

## Authority to Baptize

Doctrine and Covenants 12–13; Joseph Smith—History 1:66–75

### Objectives:

- Discuss the deceitfulness of Satan and the greatness of the wisdom of God. Learn how we can overcome with prayer and trust in God.

### Reinforces Principles of:

- Priesthood
- Baptism

---

## Reverence Time

---

**Song:** “The Priesthood is Restored” Children’s Songbook page 89

<https://www.churchofjesuschrist.org/music/library/childrens-songbook/the-priesthood-is-restored>

---

**Scripture:** Doctrine & Covenants 13:1

“Upon you my fellow servants, in the name of Messiah I confer the Priesthood of Aaron, which holds the keys of the ministering of angels, and of the gospel of repentance, and of baptism by immersion for the remission of sins; and this shall never be taken again from the earth, until the sons of Levi do offer again an offering unto the Lord in righteousness.”

---

**Video:** Watch this week’s clip from the Living Scriptures Streaming Library. Find the clip at <https://www.livingscriptures.com/fhe-lesson-baptize>

### Lesson

#### Summary:

With Oliver Cowdery's help as scribe, Joseph Smith continued translating the Book of Mormon. Joseph Knight also helped Joseph by providing materials. A special revelation was given to Joseph Knight to help him know how to help in the work of the Lord. This revelation can be found in Doctrine & Covenants section 12.

As the translating went on, Joseph and Oliver came across a passage of scripture indicating that one needed authority from God to baptize. Joseph and Oliver had not been baptized, and they decided to ask the Lord how it should be done. They went to a quiet place near the Susquehanna River. When they prayed, a messenger appeared, saying that his name was John, who was called John the Baptist in the New Testament. John the Baptist laid his hands on the heads of Joseph and Oliver and ordained them to the Aaronic Priesthood. The Aaronic Priesthood gave them the authority to baptize. They went to the river where Joseph first baptized Oliver, and then Oliver baptized Joseph. After they had been baptized they were filled with the Holy Ghost.

---

#### Quote:

*"Priesthood ordinances and covenants provide access to the fulness of the blessings promised to us by God, which are made possible by the Savior's Atonement. They arm sons and daughters of God with power, God's power, and provide us with the opportunity to receive eternal life." Carole M. Stephens*

---

#### Questions:

When Joseph and Oliver prayed to learn about baptism, who appeared to them?

What did the messenger do?

Why do we need to be baptized by someone with the proper authority?

How can we follow Joseph and Oliver's example when we have questions?

**Description:** During this fun baptism activity your family will learn by discussion and demonstration how we are baptized by the proper authority and by immersion like Jesus!

**What you need:**

- A copy of the "I Will Be Baptized Like Jesus" activity for each child (artwork included with this lesson), scissors, glue, (2) brads & card stock.

**Preparation:**

1. Print out the artwork.
2. Glue artwork to card stock.
3. Cut out artwork.
4. Cut out circles (paper punch works well for this step) and long dotted lines.
5. Place figures through slit in backgrounds (see image) and secure with brads.

**Activity:**

1. Explain: When we are baptized our sins are washed away. Jesus was without sin, yet He was still baptized. Ask: Why was Jesus baptized? (To be obedient to all of Heavenly Father's commandments.)

Read: "And Jesus answered, Verily, verily, I say unto thee, Except a man be born of water and of the Spirit, he cannot enter into the kingdom of God." (John 3:5)

2. Ask: Who Baptized Jesus? (John the Baptist.) Ask: What authority did John have to baptize? (The priesthood.) Ask: How was Jesus baptized? (By immersion in the Jordan River.) Ask: What does baptism by immersion mean? (To be baptized by going completely under the water.)



Demonstrate: Use the Jesus and John figures to demonstrate baptism by immersion.


3. Ask: Do we need to be baptized to return to live with Heavenly Father? (Yes.) Ask: Who came to Joseph Smith and taught him the correct way to baptize and restored the Aaronic Priesthood to the earth? (John the Baptist.) Ask: How are we baptized? (Just like Jesus; by immersion; by a man who holds the priesthood.)


Demonstrate: Use the young boy and priesthood holder figures to demonstrate how we are baptized like Jesus. If desired don't completely immerse the boy and explain how the baptism has to be redone if this happens.

Explain: Heavenly Father was pleased with Jesus when he was baptized; "And lo a voice from heaven, saying, This is my beloved Son, in whom I am well pleased." (Matthew 3:17).

Ask: Is Heavenly Father pleased with each of us when we are baptized? (Yes.) Share: Have family members who have been baptized share memories of their baptism day.







---

## Treat Time

## Immersion Cookies

---

**Prep Time:** 15 minutes  
**Rise Time:** 30 minutes  
**Bake Time:** 7-10 minutes  
**Cool Time:** 15 minutes



**Ingredients:** 2 cups all-purpose flour  
1/4 teaspoon baking powder  
1/4 teaspoon salt  
1 cup butter (softened)  
1/2 cup powdered sugar  
1/2 teaspoon vanilla extract  
A glass of milk for each family member

**Instructions:** Preheat oven to 350 degrees F. Sift the flour, baking powder, and salt into a bowl and set aside. In a mixing bowl cream the butter until light and fluffy. Add the powdered sugar and continue to beat. Scrape down the sides of the mixing bowl once or twice while you are mixing. Beat in the vanilla extract. Slowly add the flour mixture. Mix on low until everything comes together into a thick dough. Turn the dough out onto a floured surface. Press the dough out into a flat patty an inch thick. Wrap in plastic and chill completely in the refrigerator for about thirty minutes. After the dough is chilled, roll the dough out to 1/2-inch thick. Cut the dough into small bite size shapes with cookie cutters or a knife. Place on a parchment lined baking sheet. Bake for 7 to 10 minutes, or until the bottoms of the cookies are barely golden (watch carefully; cookies burn easily). Place pan on wire rack and cool completely.

Treat Time: Immersion is the dipping of something in liquid so that it is completely covered. When we are baptized by immersion we are completely covered with water. When eating "Immersion Cookies" completely immerse (dunk) cookies into a cold glass of milk. Be sure to have plenty of napkins on hand, as fingers will get wet).