



Come, Follow Me
with
Living Scriptures
STREAMING

The Gifts of God

Moroni 10

Objectives:

- Talk about the gifts God gives us. Emphasize the gift of The Book of Mormon and how we can know of its truth.

Reinforces Principles of:

- Spiritual Gifts
- Personal Revelation

Reverence Time

Song: Search, Ponder, and pray, Children's Songbook page 109

<https://www.churchofjesuschrist.org/music/library/childrens-songbook/search-ponder-and-pray>

Scripture: Moroni 10:8

"And again, I exhort you, my brethren, that ye deny not the gifts of God, for they are many; and they come from the same God. And there are different ways that these gifts are administered; but it is the same God who worketh all in all; and they are given by the manifestations of the Spirit of God unto men, to profit them."

Video: Watch this week's clip from the Living Scriptures Streaming Library. Find the clip at <https://www.livingscriptures.com/fhe-lesson-gifts>

Lesson

Summary:

In this final chapter of the Book of Mormon, Moroni exhorts us (encourages strongly) to ponder and pray about the things that we've read. He promises that "if ye shall ask with a sincere heart, with real intent, having faith in Christ, he will manifest the truth of it unto you, by the power of the Holy Ghost (Moroni 10:4)."

Moroni continues to write about the power and gifts of God. He tells us that different gifts are given to different people, but every good gift comes from Christ. He exhorts us to come unto Christ and lay hold upon every good gift. As Moroni summarizes the main message of the book, he teaches that if we live righteously and love God and serve Him, we can be perfected through the grace of God and the Atonement of Jesus Christ.

The Book of Mormon itself is a wonderful gift brought forth through the gift and power of God. Through the gift of the Holy Ghost we can know that this book is true.

Quote:

"The Book of Mormon is one of God's priceless gifts to us. It is both sword and shield—it sends the word of God into battle to fight for the hearts of the just and serves as an arch defender of the truth. As Saints, we have not only the privilege to defend the Book of Mormon but also the opportunity to take the offense—to preach with power its divine doctrine and bear testimony of its crowning witness of Jesus Christ."

Tad R. Callister

Questions:

How can we learn if The Book of Mormon is true?

What gifts does Moroni mention? (See Moroni 10:9-17)

How can these gifts help us? How can these gifts help others?

What do we need to do to be "perfected in Christ"?

What other gifts has Heavenly Father given us to help us?

Description: Play this fun gift passing game with your family and discuss the spiritual gifts Moroni mentions in Moroni 10: 9-17.

What you need:

- A copy of the "Gifts Game" activity (artwork included with this lesson,) cardstock or heavy paper (optional), scissors, and glue or tape. Optional: die

Preparation:

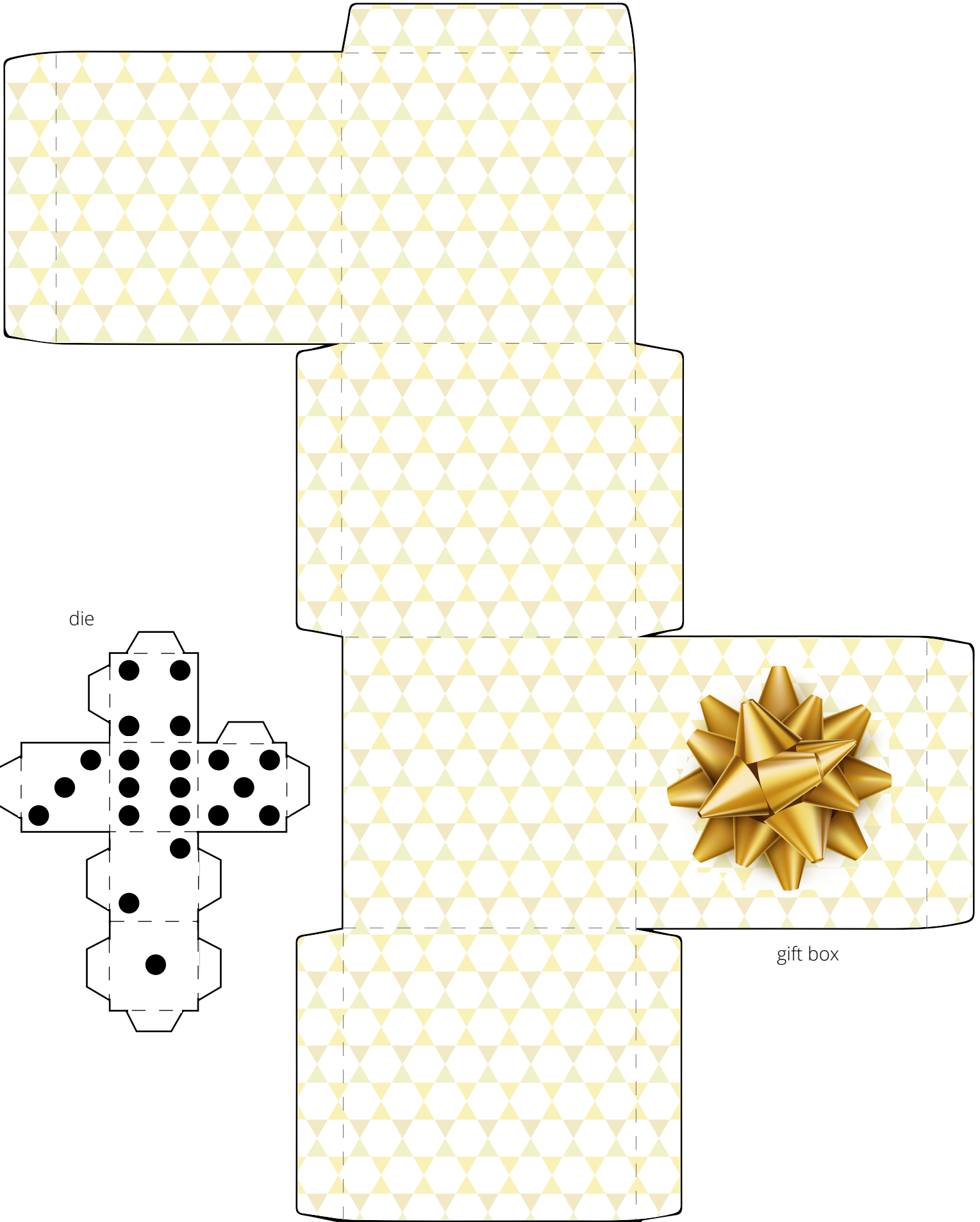
1. Print out the artwork (on cardstock or heavy paper if possible).
2. Cut along all solid lines.
3. Fold the box and die (if using paper die) along dotted lines
4. Glue or tape die tabs to form a cube. Glue or tape gift box tabs, leaving the tab of the top of the box unglued so it can be opened.
5. Cut gift wordstrips. Fold in half and place inside gift box.
6. Cut out gift passing instruction card.

Activity:

Explain that Moroni mentioned several gifts that come by the Spirit of Christ. We often call these "spiritual gifts".

Have the family sit in a circle. Give one person the gift box and another person the die. The person with the die rolls the gift and the person with the box follows the instructions according to the instruction card. For example, if someone rolled a six, the person with the gift box would pass it two places to the right.


If someone rolls a one or a five, the person with the box can open it and take out one of the wordstrips. If a gift wordstrip is chosen, discuss what that spiritual gift means and how someone might use it to help others. Continue playing until all wordstrips have been chosen.




die

gift box


GIFTING GAME




OPEN THE BOX




PASS TO THE LEFT




PASS TO THE RIGHT



PASS TWO TO THE LEFT



OPEN THE BOX



PASS TWO TO THE RIGHT

gift wordstrips

| | |
|---|-------------------------------------|
| THE GIFT OF TEACHING WISDOM | THE GIFT OF WORKING MIRACLES |
| THE GIFT OF TEACHING KNOWLEDGE | THE GIFT OF PROPHECY |
| THE GIFT OF GREAT FAITH | THE GIFT OF BEHOLDING ANGELS |
| THE GIFT OF HEALING | THE GIFT OF TOUNGES |
| THE GIFT OF INTERPRETING LANGUAGES | READ MORONI 10:17-18 |

Treat Time

Gift Cakes (Fattigmann Bakkels)

Prep Time: 10 minutes
Cook Time: 10-15 seconds per cake



Ingredients: Cakes
1 egg
3 egg yolks
1/4 cup heavy cream
4 teaspoons white sugar
1 tablespoon melted butter
1/4 teaspoon ground cardamom (may substitute nutmeg or cinnamon)
1 1/2 cups all-purpose flour
Shortning for frying (may substitute oil)

Icing
3 tablespoons softened butter
1 tablespoons shortening
1/2 teaspoon vanilla extract
1 1/2 cups powdered sugar
1 1/2 tablespoons milk
Food coloring

Instructions: Beat egg and egg yolks together in large bowl. Stir in the cream, sugar, melted butter and cardamom (nutmeg or cinnamon). Mix in flour to make a soft dough. On a floured cloth, roll the dough out to 1/8-inch thickness. Let stand until treat time. To make icing, combine cream butter, shortening and vanilla in a mixing bowl. Beat in powdered sugar and milk to achieve desired consistency. Divide into two bowls; tint one red and one green.

Let children cut dough into 2x2 inch square shapes. Heat shortning (or oil) in a deep skillet to 365 degrees F. Have an adult carefully place a few squares at a time into the hot oil. Cook until the cakes return to the surface and then turn over to finish cooking until lightly golden (about 10 seconds). Drain on brown paper or paper towel. When cool (about 1 minute), decorate with icing to look like gifts.