

Come, Follow Me

with
Living Scriptures
STREAMING

What Will Ye That I Should Do?

Ether 1-5

Objectives:

- Talk about making wise decisions.
- Emphasize that Heavenly Father gave us our agency to help us learn to make good decisions.

Reinforces Principles of:

- Agency
- Decision Making

Reverence Time

Song: Choose the Right, Hymn #239

<https://www.churchofjesuschrist.org/music/library/hymns/choose-the-right>

Scripture: Esther 2:22-23 22

"And he cried again unto the Lord saying: O Lord, behold I have done even as thou hast commanded me; and I have prepared the vessels for my people, and behold there is no light in them. Behold, O Lord, wilt thou suffer that we shall cross this great water in darkness? And the Lord said unto the brother of Jared: What will ye that I should do that ye may have light in your vessels? For behold, ye cannot have windows, for they will be dashed in pieces; neither shall ye take fire with you, for ye shall not go by the light of fire."

Video: Watch this week's clip from the Living Scriptures Streaming Library. Find the clip at <https://www.livingscriptures.com/fhe-lesson-should-do>

Lesson Time

What Will Ye That I Should Do?

Lesson

Summary:

The brother of Jared needed to cross the ocean to get to the promised land. Heavenly Father commanded him to build barges, but the brother of Jared didn't know how they would have light inside them. He asked Heavenly Father for help. Heavenly Father asked him, "What will ye that I should do?" Heavenly Father was willing to help, but he wanted the brother of Jared to make his own decision.

There are many decisions in our lives, like lighting the barges, that we will need to make that are not between good and bad, but rather choosing the best thing to do at the time. These decisions should be made after carefully studying our options and then doing what we feel is best to do at the time. For many of the decisions we have to make there is not just one right answer.

Heavenly Father gave us our agency to help us learn to make good decisions. We should learn to use our agency to make wise decisions. Heavenly Father will help us when we ask Him.

Quote:

"In the Book of Mormon, the brother of Jared sets a good example of how the Lord lets us solve our own problems with his guidance. ... We are thinking, reasoning human beings. We have the ability to identify our needs, to plan, to set goals, and to solve our problems. ... May each of us use our creative reasoning to do all in our power to solve our problems and then look to the Lord for the reassuring, peaceful confirmation that we have made the right decision." Robert D. Hales

Questions:

Why didn't the Lord tell the Brother of Jared how to light the barges?

Was the Brother of Jared's solution to lighting the barges the only thing that would have worked?

What are some of the decisions you had to make today?

Pick a few of the decisions your family had to make and discuss:

Why they made the decision?

Who helped them make the decision?

Did circumstances or opportunities affect the decision made?

Was there another decision (good or bad) they could have made?

Do you feel good about the decision you made? If not, what did you learn?

Will this decision affect your future happiness?

Description: During this activity your children will not only have fun deciding what these cute paper dolls should wear, but they will find that learning to dress appropriately will help them to learn about using their agency and making good decisions throughout their lives.

What you need:

- A copy of the “What Should I Wear” activity (boy or girl paper doll and wardrobe for each child (artwork included with this lesson,) scissors, glue, cardstock and tape. Optional: Laminating sheets.

Preparation:

1. Print out the artwork.
2. Glue boy and girl patterns and stands to cardstock.
3. Optional: Laminate all pages.
4. Cut out.
5. Use double sided tape or pieces of rolled tape to attach clothes to paper dolls.

Activity:

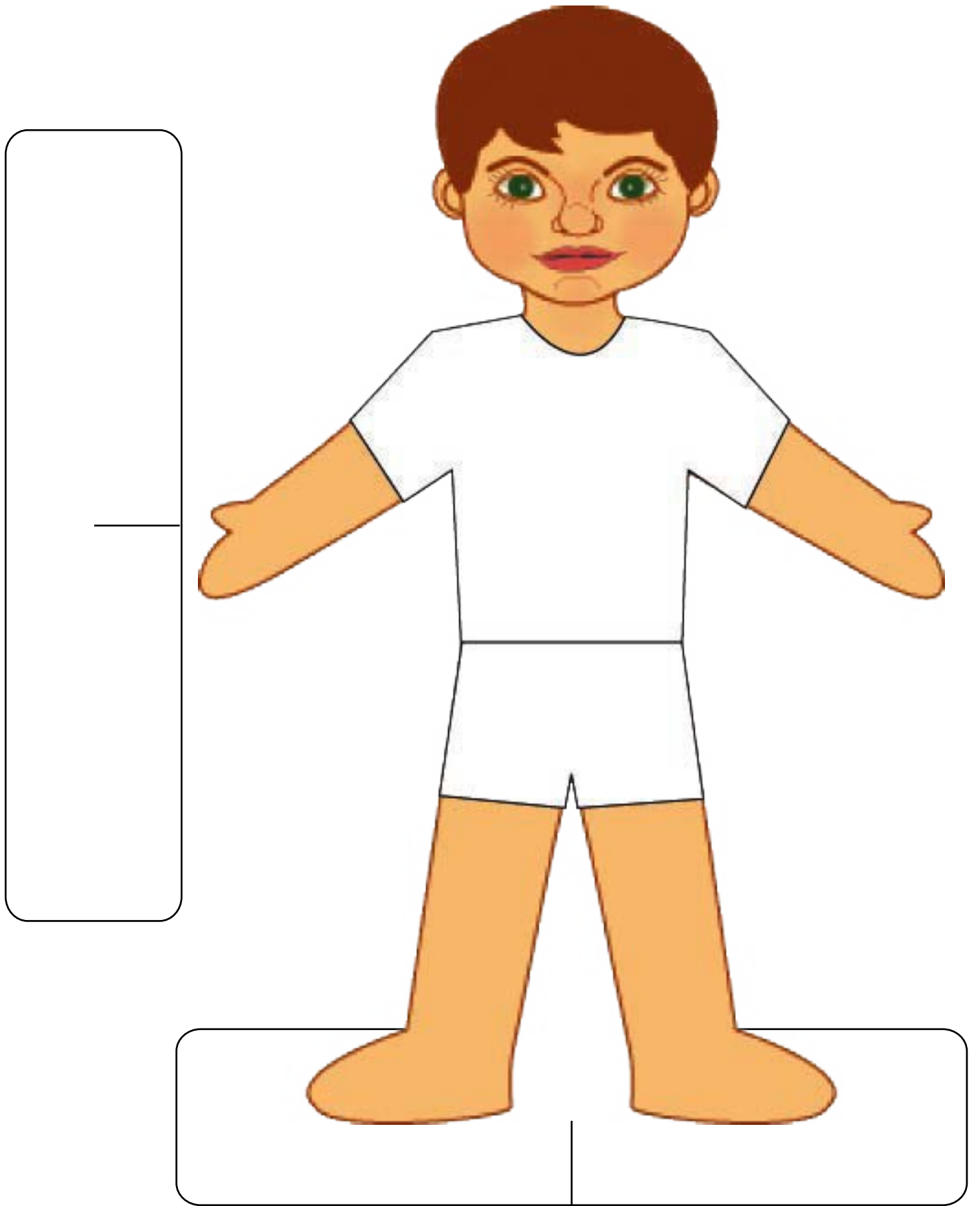
Explain: One of the first decisions that we learn to make is what clothes we are going to wear. This might seem like a simple decision, but like every decision there are consequences. Learning to dress ourselves when we are young helps us to learn how to make good decisions. We can learn how making little decisions will help prepare us for making bigger decisions and using our agency wisely.




Ask: Why is it important what we choose to wear? (Discuss ideas. Example: Dress appropriately for the occasion and for the weather, dress modestly, dress comfortably, etc.)


Ask: What are some the consequences that we face when we choose what to wear? (Discuss ideas. Example: Too hot or cold, not showing respect or disappointing Heavenly Father, uncomfortable, etc.)


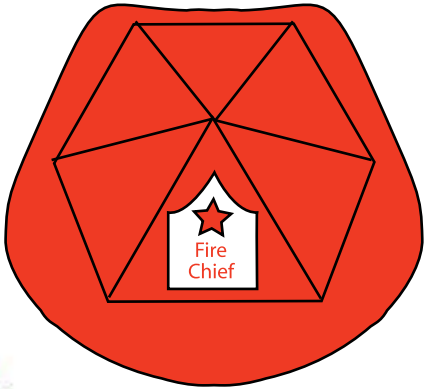
Give each child a paper doll and set of clothes. Give examples and then have your children dress their paper dolls appropriately and inappropriately.


Example: What would you wear to church? What wouldn't you wear to church? Discuss reasons and consequences. You may want to use this opportunity to discuss Elder Hollands advice, *“...From ancient times to modern we have always been invited to present our best selves inside and out when entering the house of the Lord—and a dedicated LDS chapel is a 'house of the Lord.' Our clothing or footwear need never be expensive...but neither should it appear that we are on our way to the beach.” Jeffrey R. Holland*


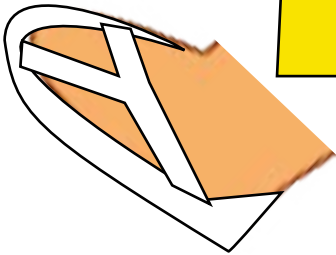



















Treat Time

Choose the Right Stuffed Crepes

Prep Time: 10 minutes
Cook Time: 1-2 minutes per crepe



Ingredients: Crepe Batter
1 1/2 c. milk
3 eggs
1/2 tsp. salt
2/3 c. flour

Chicken Filling & Sauce
(13 oz.) canned chicken breast
(or 1 c. shredded chicken)
(4 oz.) cream cheese
2 Tbs. finely diced onion
1 c. shredded cheese
(10.75 oz.) Cream of Mushroom soup
1/2 c. sour cream

Fruit Filling & Topping
(21 oz.) Pie filling
1/4 c. powdered sugar
Whipped cream topping

Instructions: **Crepe batter:** Beat milk, eggs and salt until foamy. Add flour and beat until smooth. Put in refrigerator while you prepare chicken filling.

Chicken Filling and Sauce: Mix chicken, softened cream cheese and onion together. Heat in microwave for 1 min. Mix in 1/3 cup cheese. Cover with foil and place in a warm oven (250 degrees). Make sauce by combining soup and sour cream in a small sauce pan. Heat on medium until bubbly. Cover and reduce heat to low while you cook the crepes.

Crepes: Heat 8 inch skillet on medium heat. Coat pan with cooking spray or butter. Pour 1/8 c. batter into center of pan. Tilt the pan with a circular motion so that the batter coats the surface evenly. Cook until the edges start to brown and curl (about 1 minute). Loosen with a spatula and turn. Cook until golden (30-45 sec.) Stack the finished crepes on a plate. Keep covered with a dry cloth until ready to eat.

Treat Time: Put crepes, chicken filling, pie filling, powdered sugar, remaining cheese, whipped topping and cheese on table. Give each family member two crepes. "Choose the right" stuff for each crepe. (Chicken sauce and cheese or pie filling, powdered sugar and whipped topping.)

Explain: You can assemble them several ways, but some ingredients taste better together than others. This is like the guidance God gives us to help us make good choices. Encourage children to use their own ideas to put their crepes together.