



I'm Trying to Be Like Jesus

3 Nephi 27 - 4 Nephi

Objectives:

- Discuss what it means to take Jesus's name upon us and how we can follow Him and be like He is.

Reinforces Principles of:

- Following Jesus Christ

Reverence Time

Song:

I'm Trying to Be Like Jesus, Children's Songbook page 78

<https://www.churchofjesuschrist.org/music/library/childrens-songbook/im-trying-to-be-like-jesus>

Scripture: 3 Nephi 27:27

"Therefore, what manner of men ought ye to be? Verily I say unto you, even as I am."

Video:

Watch this week's clip from the Living Scriptures Streaming Library. Find the clip at <https://www.livingscriptures.com/fhe-lesson-like-jesus>

Lesson

Summary:

Jesus taught His disciples that they should take upon themselves the name of Christ, and everything they did, they should do in His name. They should call the church after His name. They should pray in His name. They should try to be like Jesus and follow His example, always teaching His gospel to the people.

For many years, Jesus Christ's visit to the people had a great effect on them. Their desire to live His gospel and try to be like Him lead them to help and love one another. They didn't fight or argue with each other. Everyone shared what they had. Everyone kept the commandments and there was no wickedness. Mormon said about these people, "surely there could not be a happier people among all the people who had been created by the hand of God" (4 Nephi 1:16).

After two generations, pride slowly began to creep back into their land. As they forgot the importance of trying to be like Jesus, they became wicked again. They began to wear fancy clothing and set their hearts upon riches. They began persecuting those who believed in Jesus Christ.

We take upon ourselves the name of Jesus Christ when we are baptized. If we try our best to be like Him, we can be truly happy in this life and in the life to come.

Quote:

"I bear you my witness that the Savior knows and loves you. He knows your name as you know His. He knows your troubles. He has experienced them. By His Atonement, He has overcome the world. By your being willing to take His name upon you, you will lift the burdens of countless others. And you will find in time that you know the Savior better and that you love Him more. His name will be in your heart and fixed in your memory. It is the name by which you will be called." Henry B. Eyring

Questions: What does it mean to take upon ourselves the name of Christ?

How can we be more like Jesus?

How were the people blessed by Jesus's visit?


Why were they so happy?

Why did the people start to become wicked again?

Description: The Nephites became wicked as they set their hearts upon the riches of the world. Teach children ways that they can follow Jesus Christ, and of the heavenly "treasures" they can receive if they do!

What you need:

- A copy of "Treasure in Heaven" activity (artwork included with this lesson), scissors, glue, tape and laminating sheets or cardstock.



Preparation:

1. Print out the artwork.
2. Laminate artwork or glue to cardstock.
3. Cut along dotted lines. Fold along solid lines.
4. Glue in place and secure with tape to form chest and lid.
5. Place lid on chest by inserting hinges on lid into slits on back of chest. Tape to secure.
6. Make necklaces by making a hole in top of jewel with a paper punch. Thread a length of yarn through holes and tie a knot in the end. Make rings and brace lets by taping the bands to back of jewels.
7. Place jewels in treasure chest and footsteps on floor leading to treasure chest.
8. Write down three situations for each child in which they could follow Jesus.
Example: Mother asked you to pick up your toys before going out to play, but your friend won't wait for you. What will you do to follow Jesus?

Activity:

(Younger children will need help from an older sibling or parent.)

Ask: What does it mean to follow Jesus? (Discuss ideas.)


Ask: Why is life better for us when we follow Jesus? (Discuss ideas.)


Ask: Why does Jesus want us to follow Him? (Because He loves and wants to save us all.)


Have each child answer the questions you have prepared for them. Have child step on a set of footprints after answering each question. When they reach the last set of footprints let them choose something out of the treasure chest.

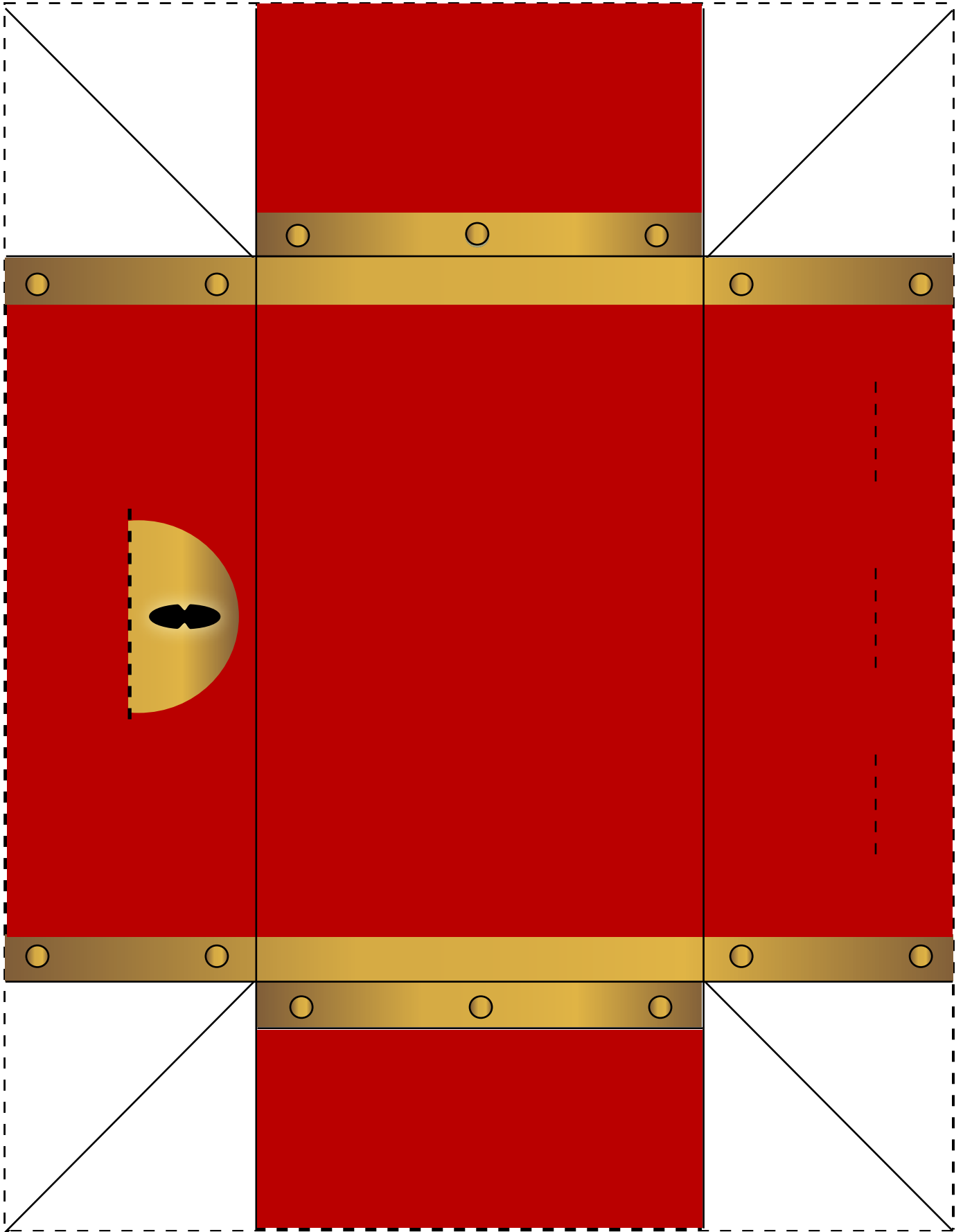
Ask: What is the heavenly treasure that we can have if we follow Jesus? (Eternal Life.)

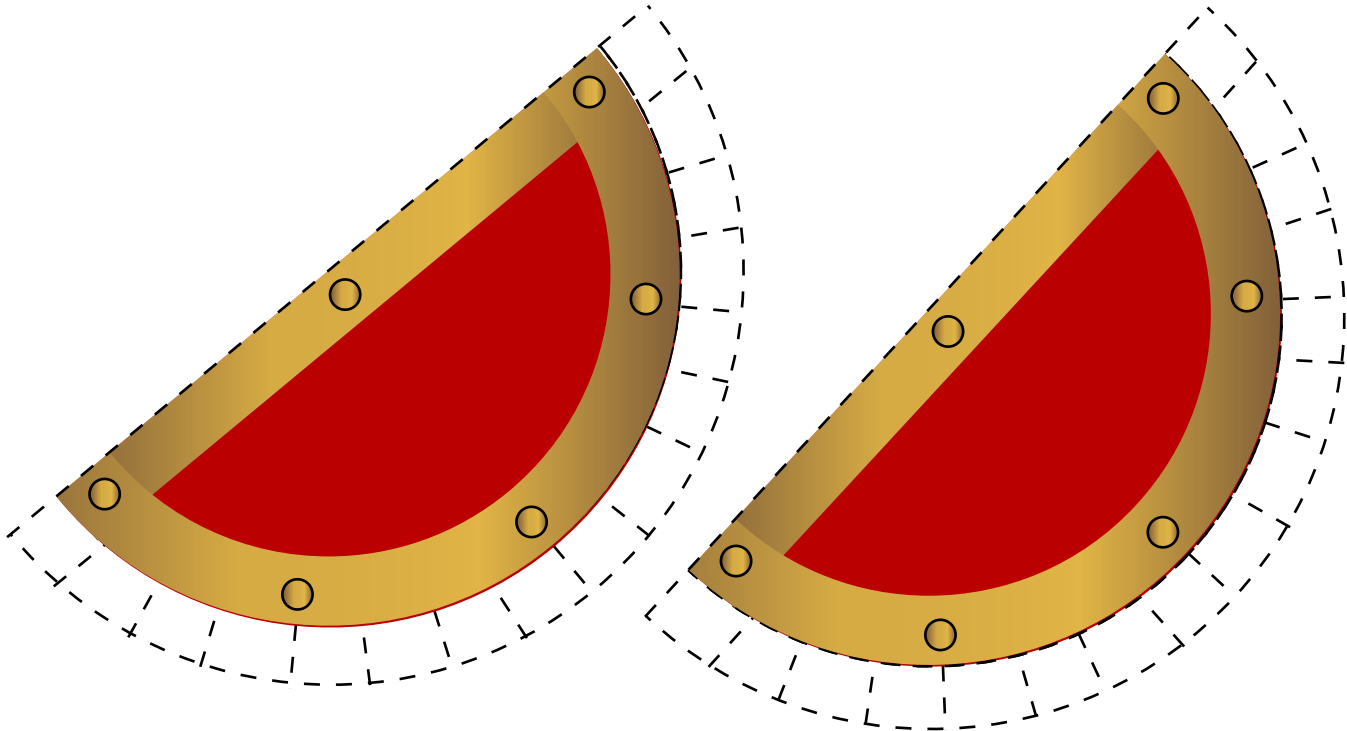

Bear testimony that if we follow Jesus, He will lead us back to live with our Heavenly Father again.

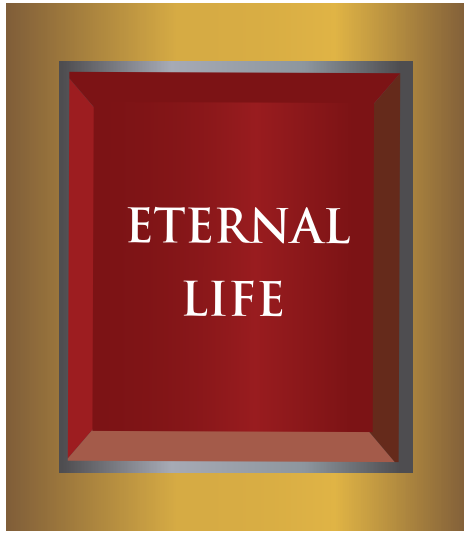
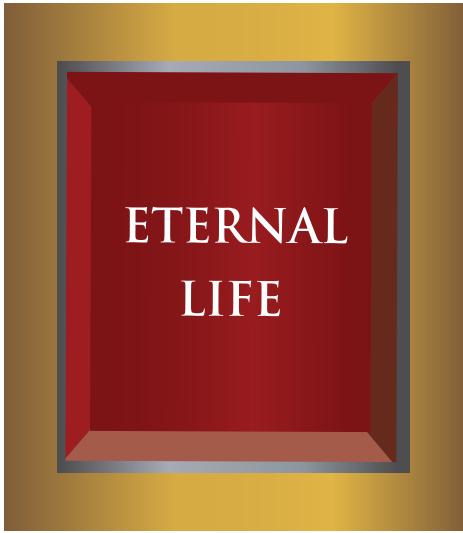
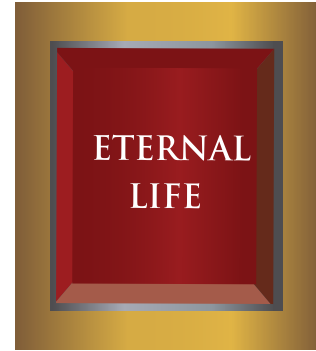
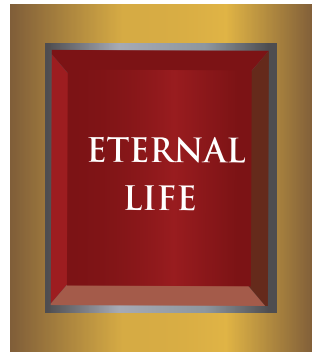
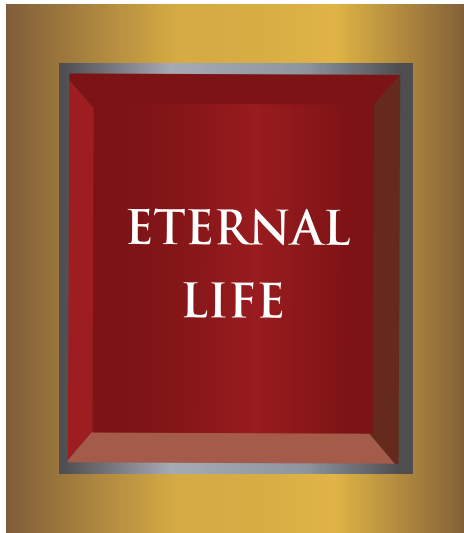
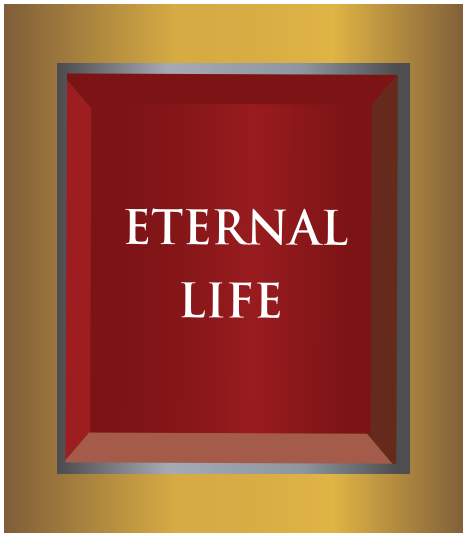












Treat Time

Peanut Butter Footsteps

Prep Time: 30 minutes
Chill Time: 10 minutes
Bake Time: 10-15 minutes



Ingredients:

Cookie Dough
1 cup butter
1 cup brown sugar
1 cup granulated sugar
2 eggs
2/3 cup peanut butter
1 tsp. vanilla
2 cups flour
1 tsp. baking soda
1/2 tsp. salt
2 cups rolled oats

Peanut Butter Frosting
1/4 cup peanut butter
1 Tbs. butter
3/4 cup powdered sugar
2-4 Tbs. milk

Chocolate Frosting
1 Tbs. butter
1/8 cup unsweetened cocoa powder
3/4 cup powdered sugar
2-4 Tbs milk.

Instructions: Preheat oven to 350 degrees. Cream together butter, brown sugar and granulated sugar. Add eggs, peanut butter & vanilla. Mix until smooth. Add flour, baking soda, salt, and oats. Mix until blended. Roll dough on lightly floured surface to 1/4-1/2 inch thickness. Cut out with foot-shaped cookie cutter. Bake on lightly greased cookie sheet for 10-15 minutes.

Optional: Remove from oven and immediately cover each cookie with (8) chocolate chips. Allow chips to melt, then spread evenly over cookie. Cool in refrigerator until chips harden (this will be the sole). Frost other side of cookie with Peanut Butter Frosting.

Treat Time: Help children decorate cookies with chocolate frosting to look like sandals Jesus might have worn.