



## Activity Time

Approximate Time: 5-15 minutes

**What you need:** A copy of “Picture Words” game (artwork included with this lesson), scissors, two pieces of paper, tape, two pens or pencils, and a timer.

**Preparation**

1. **Print** out the artwork and text.
2. **Cut** along dotted lines.

**Activity:** (Younger children will need help from an older sibling or parent.)

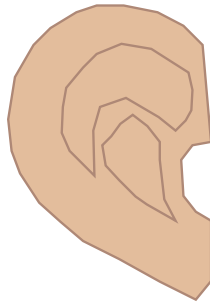
1. Mix up the words and the pictures.
2. Decode the picture words and then match them to the correct word.  
Example:




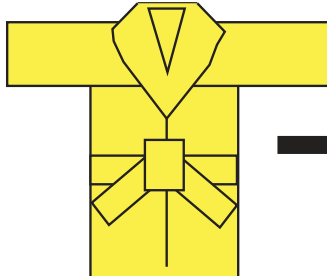
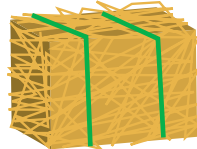
– MB = The

3. Tape the word to the picture words as you decode them.
4. After all the words are decoded arrange the words to form the sentences “Follow the Prophet,” “Hear and Obey” and “Keep the Commandments.”
5. Talk about the importance of following the counsel given in each of these sentences.

H +



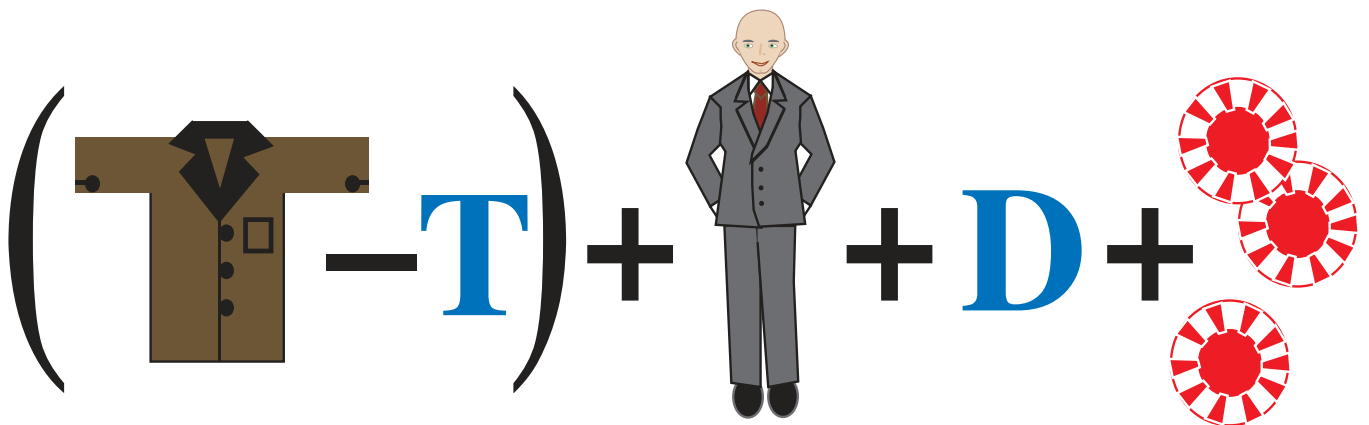
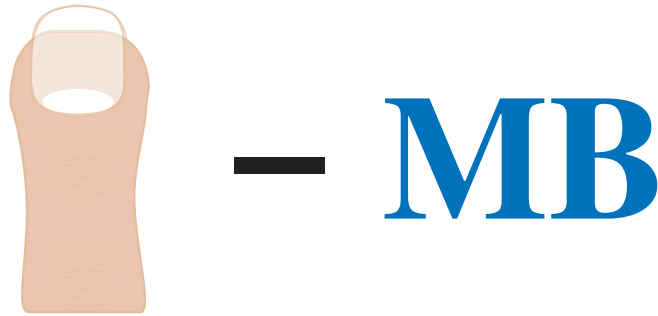

(  - T ) + D

(  - R ) + (  - H )

HEAR

AND

OBEY



**KEEP**

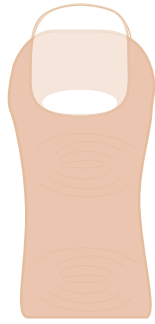
**THE**

**COMMANDMENTS**

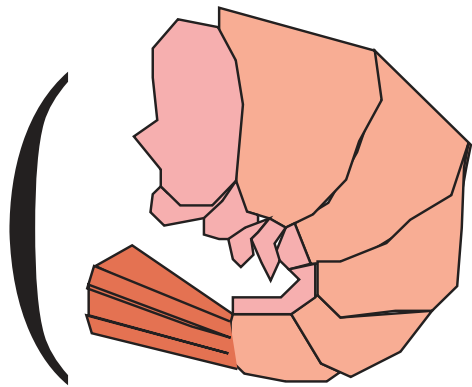


Fall

+ O

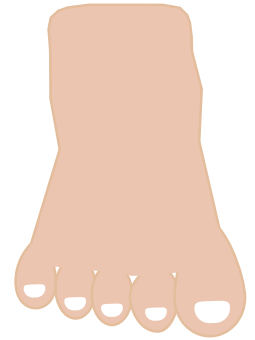


- MB



Prawn

- N



Follow

The

Prophet