



## Did Jesus Really Live Again?

Easter

### Objectives:

- Emphasize the importance of the resurrection.
- Talk about how we will all be resurrected someday.

### Reinforces Principles of:

- Resurrection

### This Lesson contains 4 activities:

Choose the activities that fit your family's schedule.

Use on Mondays to introduce the topic, or the following Sunday to review.

**Reverence Time:** Song, prayer, scripture and video clip

**Lesson Time:** Lesson summary and points to ponder

**Activity Time:** Object lesson or activity

**Treat Time:** Prayer, theme related recipe



# Reverence Time

Approximate Time: 5 minutes

**Sing Together:** Did Jesus Really Live Again, Children's Songbook, page 64  
If you wish to print sheet music or have an online music file to accompany you visit:  
<https://www.churchofjesuschrist.org/music/library/childrens-songbook/did-jesus-really-live-again>

**Prayer:**

**Scripture Time:** 3 Nephi 11:14-15

14 Arise and come forth unto me, that ye may thrust your hands into my side, and also that ye may feel the prints of the nails in my hands and in my feet, that ye may know that I am the God of Israel, and the God of the whole earth, and have been slain for the sins of the world.

15 And it came to pass that the multitude went forth, and thrust their hands into his side, and did feel the prints of the nails in his hands and in his feet; and this they did do, going forth one by one until they had all gone forth, and did see with their eyes and did feel with their hands, and did know of a surety and did bear record, that it was he, of whom it was written by the prophets, that should come.

**Video Clip:** Watch clips from the Living Scriptures Streaming Library. You can find the clip at <https://www.livingscriptures.com/fhe-lesson-easter>



# Lesson Time

Approximate Time: 10-15 minutes

## Lesson

**Summary:** Easter is a celebration of Jesus Christ and His divine mission as our Savior. Although He died on the cross at Calvary, He rose again from the tomb three days later, overcoming death for all mankind. He lives! Because Jesus Christ was resurrected, we too can be resurrected someday.

Jesus's apostles in Jerusalem bore testimony that they had seen the risen Christ. They taught His gospel and gave all people hope that through the atonement of Jesus Christ we can be saved. We learn in The Book of Mormon that Jesus Christ also visited the Nephites in the Americas after His resurrection. Jesus asked the people there to come to Him and feel the nail prints in His hands and feet. He lovingly blessed them and taught them His gospel, just as He had in Jerusalem.

Today our Prophet, Russell M. Nelson and the Twelve Apostles continue to bear testimony of Jesus Christ. We can strengthen our testimonies of Jesus Christ by listening to their messages. We can also share our testimonies of Jesus Christ with others as we prepare the world for His Second Coming.

## Points to

### Ponder:

**Why do we celebrate Easter?** (Discuss ideas)

**How do we know that Jesus lived again after He was dead?** (Discuss with your family the many people who are witnesses. Be sure to include the prophet Joseph Smith. Also discuss that through the Holy Ghost we can know for ourselves.)

**Will we be resurrected after we die?** (Yes)

**How can the knowledge of the resurrection bring us comfort when a loved one passes away?** (Discuss ideas)

**How can we share our testimonies of Jesus Christ with others?** (Discuss ideas)

### Quote:

“This is what we celebrate on Easter Sunday—we celebrate life! Because of Jesus Christ, we will rise from the despair of death and embrace those we love, shedding tears of overwhelming joy and overflowing gratitude. Because of Jesus Christ, we will exist as eternal beings, worlds without end. Because of Jesus the Christ, our sins can not only be erased; they can be forgotten. We can become purified and exalted. Holy. Because of our beloved Savior, we can forever drink from the fountain of water that springs up into eternal life. We can dwell forever in the mansions of our eternal King, in unimaginable glory and perfect happiness.” *Dieter F. Uchtdorf*



## Activity Time

Approximate time: 20 minutes


**What you need:** A copy of the “Did Jesus Really Live Again?” activity (If desired, print a copy for each of your children), scissors, glue, heavy card stock, ribbon, yarn, or string, and a small picture of your family (or each child).

1. Print out the artwork.
2. Cut along dotted lines.
3. Glue a piece of card stock between the rectangles containing the question “Did Jesus Really Live Again?”.
3. Fold other shapes together along solid lines and glue in place.
4. Glue the picture to the star shape.
5. Punch a hole through each small black circle on the shapes to put ribbon through. (See image for placement.)

**To help children better understand the meaning and significance of the resurrection. Build a mobile while reading and discussing the scriptures and lyrics from the song “Did Jesus Really Live Again?”**



1. Hold up the question and ask: Did Jesus Really Live Again? (Yes.)
2. Ask: How do we know? (By reading the scriptures.)
3. Read the song lyrics and corresponding scriptures one at a time and discuss.
4. Add the corresponding piece to your mobile as you go.
5. Share your testimony of the resurrection.
6. Finish by singing together the song “Did Jesus Really Live Again?” .



# Did Jesus Really Live Again?

Luke 24: 2-6



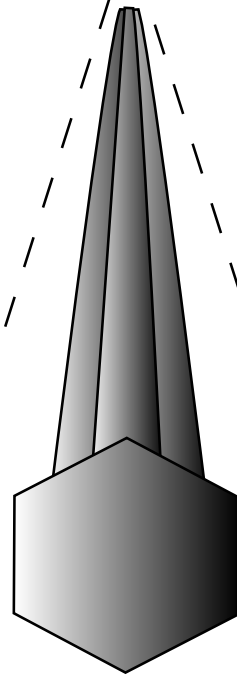
**He  
wakened  
and he left  
the tomb**



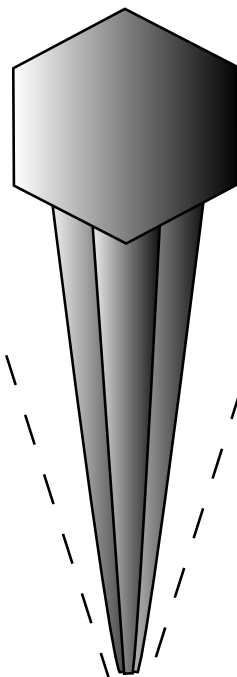
**John 20:11, 16**



**Deuteronomy 6:37**



**Nail prints in His hands**




**He  
called  
Mary's  
name**





**D&C 18:11-12**



**Did  
Jesus  
really  
live  
again?  
After  
He  
had  
died?**



# Did Jesus Really Live Again?

○  
Oh  
Yes!

So

I!

Shall

And

Alma 11:45



## Treat Time

**Approximate Time: 10 minutes**

**Prep Time: 5 minutes**

### Candy “He is Risen” Stone

1 1/2 cups powdered sugar  
2 Tablespoons corn syrup  
1/4 teaspoon salt  
2 Tablespoons margarine (softened)  
1 teaspoon vanilla or almond extract  
2 drops red food coloring  
4 drops yellow food coloring  
1 drop blue food coloring  
Tooth picks



Mix powdered sugar, corn syrup, salt, margarine, and extract together to make a soft pliable dough. Slowly add 1/4 – 1/3 cup more powdered sugar if needed to make dough less sticky dough feels dry. Mix the food coloring into the dough.

**Treat Time:** Give each family member a piece of the dough. Sculpt the dough into the shape of the stone that secured the sepulchre. Write “He Is Risen” on your stones with a tooth pick. Eat while still soft. If desired make extra stones with leftover dough and let dry for a few days until it turns to “stone”.

“And, behold, there was a great earthquake: for the angel of the Lord descended from heaven, and came and rolled back the stone from the door, and sat upon it...And the angel answered and said unto the women, Fear not ye: for I know that ye seek Jesus, which was crucified. He is not here: for he is risen...” (Matt. 28:2, 5-6.)

**Closing Prayer and blessing on the food.**