



Seek the Kingdom of God

Jacob 1-4

Objectives:

- Discuss the importance of being humble instead of prideful
- Talk about how riches can be used for good, or they can be a temptation.

Reinforces Principles of:

- Avoiding Pridefulness

This Lesson contains 4 activities:

Choose the activities that fit your family's schedule.

Use on Mondays to introduce the topic, or the following Sunday to review.

Reverence Time: Song, prayer, scripture and video clip

Lesson Time: Lesson summary and points to ponder

Activity Time: Object lesson or activity

Treat Time: Prayer, theme related recipe



Reverence Time

Approximate Time: 5 minutes

Sing Together: I'll Walk With You, Children's Songbook Page 140
If you wish to print sheet music or have an online music file to accompany you visit:
<https://www.churchofjesuschrist.org/music/library/childrens-songbook/ill-walk-with-you>

Prayer:

Scripture Time: Jacob 2:18-19

18 But before ye seek for riches, seek ye for the kingdom of God.

19 And after ye have obtained a hope in Christ ye shall obtain riches, if ye seek them; and ye will seek them for the intent to do good — to clothe the naked, and to feed the hungry , and to liberate the captive, and administer relief to the sick and the afflicted.

Video Clip: Watch clips from the Living Scriptures Streaming Library. You can find the clip at
<https://www.livingscriptures.com/fhe-lesson-seek-kingdom-of-god>



Lesson Time

Approximate Time: 10-15 minutes

Lesson

Summary: Jacob was called by God to teach the people. He knew that it was important to fulfill the calling that God had given him. God asked him to teach his people to repent and keep the commandments. Many of the people became prideful. They wore expensive, fancy clothes and acted like they were better than the people who couldn't afford the same kinds of clothes. Jacob taught them that instead of focusing on their riches, they should first seek the kingdom of God. If we learn to love God and others, then we will want to share our blessings with those around us. We learn from Jacob that it is important to be humble and selfless, instead of prideful and selfish.

If we make mistakes, like becoming too prideful, Jacob reminds us that we can repent and change. If we come unto Christ and follow Him, we can obtain the greatest treasure of all: Eternal Life.

Points to

Ponder:

Why is it important for us to fulfill our callings? (Discuss ideas)

Why is it dangerous to be “lifted up in pride”? (Discuss ideas)

Is it bad to have riches? (Discuss ideas.)

How can we use riches for good? (Discuss ideas)

How can we “seek first the kingdom of God”? (Discuss ideas)

Quote:

“Readjusting our desires to give highest priority to the things of eternity is not easy. We are all tempted to desire that worldly quartet of property, prominence, pride, and power. We might desire these, but we should not fix them as our highest priorities. Those whose highest desire is to acquire possessions fall into the trap of materialism.” *Dallin H. Oaks*



Activity Time

What you need: A copy of “Treasure in Heaven” activity (artwork included with this lesson), scissors, glue, tape and laminating sheets or cardstock.

Preparation

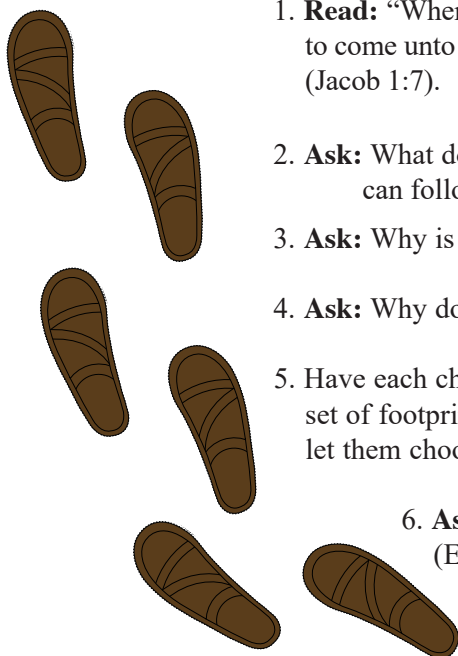
1. **Print** out the artwork.
2. Laminate artwork or glue to cardstock.
3. **Cut** along dotted lines. **Fold** along solid lines.
4. Glue in place and secure with tape to form chest and lid.
5. Place lid on chest by inserting hinges on lid into slits on back of chest. Tape to secure.
6. Make necklaces by making a hole in top of jewel with a paper punch. Thread a length of yarn through holes and tie a knot in the end. Make rings and bracelets by taping the bands to back of jewels.
7. Place jewels in treasure chest and footsteps on floor leading to treasure chest.
8. Write down three situations for each child in which they could follow Jesus.
Example: Mother asked you to pick up your toys before going out to play, but your friend won't wait for you. What will you do to follow Jesus?





Activity:


(Younger children will need help from an older sibling or parent.)

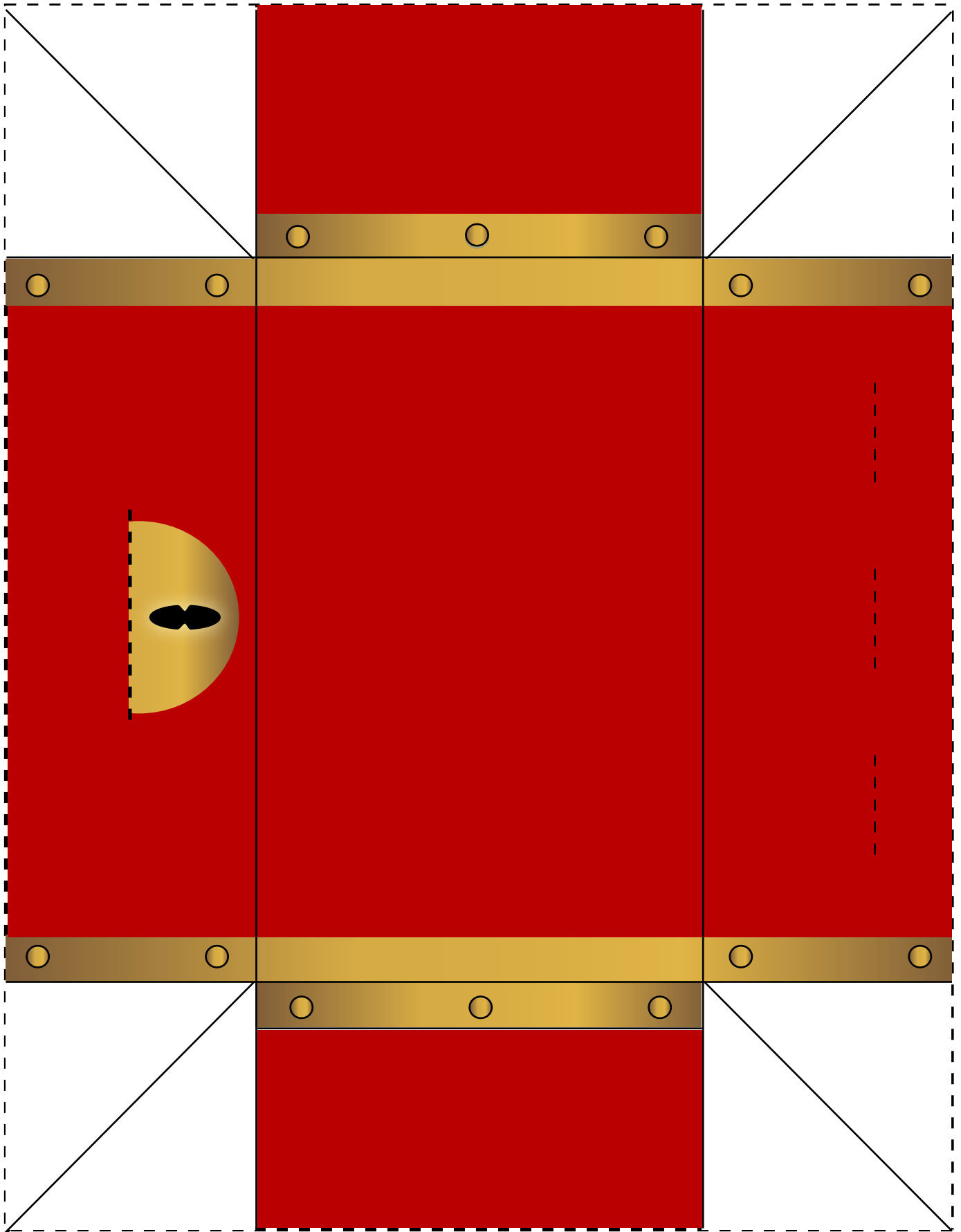
1. **Read:** “Wherefore we labored diligently among our people, that we might persuade them to come unto Christ, and partake of the goodness of God, that they might enter into his rest” (Jacob 1:7).
2. **Ask:** What does it mean to come unto Christ? (It means to follow Jesus. Discuss ways we can follow Jesus Christ.)
3. **Ask:** Why is life better for us when we follow Jesus? (Discuss ideas.)
4. **Ask:** Why does Jesus want us to follow Him? (Because He loves and wants to save us all.)
5. Have each child answer the questions you have prepared for them. Have child step on a set of footprints after answering each question. When they reach the last set of footprints let them choose something out of the treasure chest.
6. **Ask:** What is the treasure in Heaven that we can have if we follow Jesus? (Eternal Life.)
7. Bear testimony that if we follow Jesus, He will lead us back to live with our Heavenly Father again.

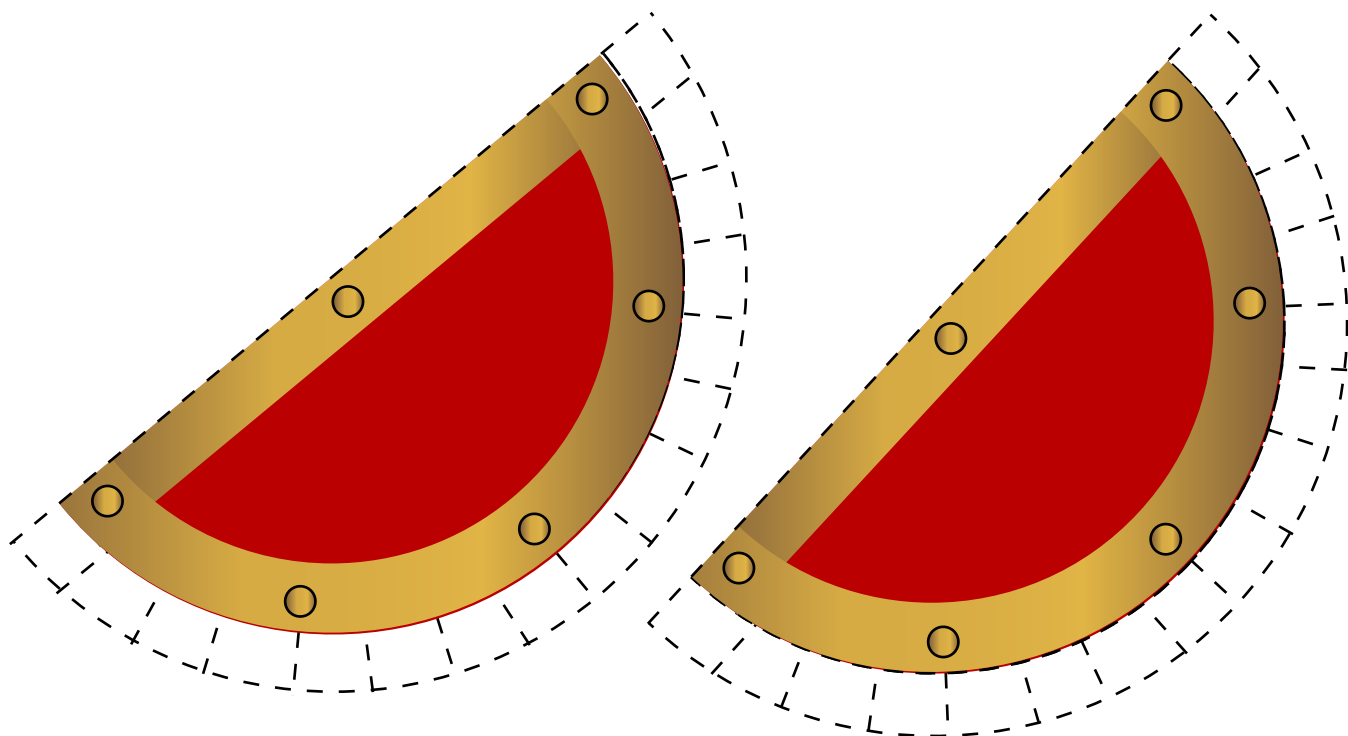



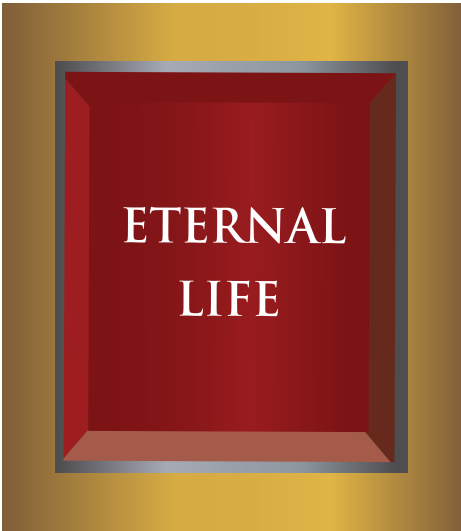
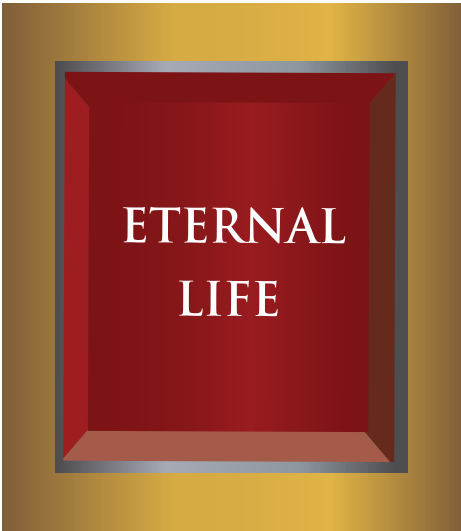

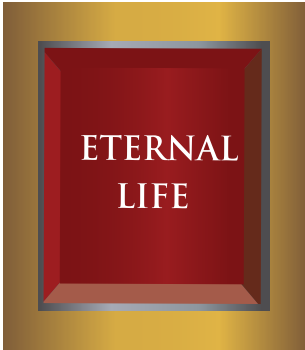
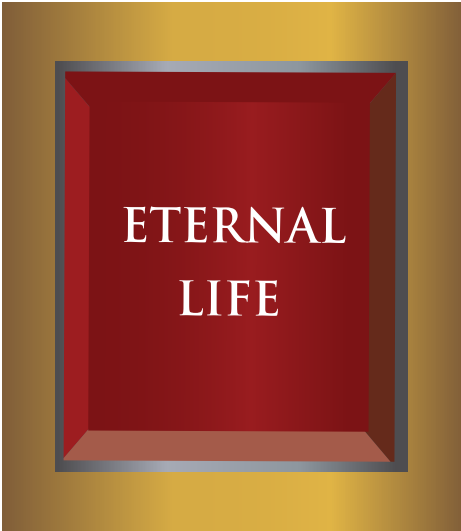
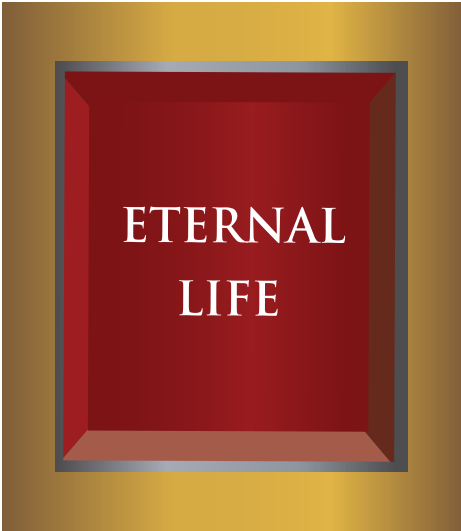














Treat Time

Approximate Time: 10 minutes (not including prep and chill time)

Cheddar Pennies

Prep Time: 10 minutes

Chill Time: 1 hour

Bake Time: 20 minutes

Preheat oven to 325 degrees.

Lightly grease a large cookie sheet.

2 cups sifted all-purpose flour

1 pinch salt

1 pinch cayenne pepper

1 pinch garlic powder

16 ounces shredded Cheddar cheese

1 cup butter, melted



Mix together the flour, salt, cayenne pepper, and garlic powder.

Stir in the Cheddar cheese and melted butter to form a firm dough.

Chill for 1 hour. Roll dough into ropes as big around as a penny.

Slice into 1/4 inch thick circles. Place slices onto prepared cookie sheet 1 inch apart.

Bake for 20 minutes until the bottoms of the pennies are lightly toasted and the tops are firm.

Treat Time: Let children participate by rolling the dough into ropes.

Closing Prayer and blessing on the food: