

NEW TESTAMENT 2019

Come Follow Me

with

Living Scriptures
STREAMING

He Taketh Away My Sins

Matthew 26; Mark 14; Luke 22; John 18

Objectives:

- Emphasize how the Atonement of Jesus Christ is the greatest gift of all.
- Talk about Heavenly Father's plan for us.

Reinforces Principles of:

- Atonement

This Lesson contains 5 activities:

Choose the activities that fit your family's schedule.

Use on Mondays to introduce the topic, or the following Sunday to review.

Reverence Time: Song, prayer, scripture and video clip

Lesson Time: Lesson summary and points to ponder

Story Time: Story

Activity Time: Object lesson or activity

Treat Time: Prayer, theme related recipe



Reverence Time

Approximate Time: 5 minutes

Sing Together: “I Stand All Amazed”, Hymn #193
If you wish to print sheet music or have an online music file to accompany you visit:
<https://www.lds.org/music/library/hymns/i-stand-all-amazed>

Prayer:

Scripture Time: John 1:29
29. Behold the Lamb of God, which taketh away the sin of the world.”

Video Clip: Watch clips from the Living Scriptures Streaming Library, *Worthy is the Lamb* (The Dramatized New Testament). You can find the clip at <https://www.livingscriptures.com/fhe-lesson-he-taketh-my-sins>



Lesson Time

Approximate Time: 10-15 minutes

Lesson

Summary: Before we came to earth we lived with Heavenly Father. Because we are here on earth we know that we chose to follow Heavenly Father's plan and not Satan. Satan wanted to take away our agency that allows us to choose between right and wrong. Heavenly Father knew that choosing for ourselves would make us stronger. Choosing the right is not always easy. Heavenly Father knew that sometimes we all would make wrong choices that could keep us from returning to live with Him. Heavenly Father's plan included a Savior who would be willing to atone for our sins. We can receive forgiveness if we repent.

Jesus Christ is our Savior. In the Garden of Gethsemane, He took upon himself all of our sins. He offers us the gift of eternal life with Him and our families if we repent and follow Him. To pay the price for our sins, Jesus suffered in the Garden of Gethsemane and upon the cross at Calvary. His suffering was so great that He bled from every pore. If we believe in Him and repent of our sins, we will not have to suffer like He did and we can return to live with Him and Heavenly Father forever.

Points to Ponder:

What did Heavenly Father's plan provide so that we can return to live with him?

(A savior who would be willing to atone for our sins. We can receive forgiveness if we repent.)

What is the best birthday present you've ever received? (Let children talk about their favorite gift. Discuss how wonderful these gifts are, but they are not eternal gifts.)

What is the greatest gift of all? (The atonement of Jesus Christ.)

How does the gift of the atonement work for each of us? (Discuss ideas.)

What would have happened if we had our agency, but not a savior? (Discuss ideas.)

If Jesus suffered for our sins, why do we still have to repent? (Discuss ideas.)

Why is the atonement not only important to us individually but as a family? (Discuss ideas.)

How is the Passover lamb symbolic of the Savior? (Discuss ideas.)

Quote:

"I am so profoundly grateful for the gospel of Jesus Christ, for a testimony of the Atonement of the Savior. I believe in it with all my heart, and I live for it, and I bear witness of it this day. Of all of the events of human history, none other approaches the Atonement of the Savior in its meaning and in its results. God be thanked for the gift of His precious Son, to whom we all owe thanks for His sacrifice in our behalf..." *Gordon B. Hinckley*



Story Time

Approximate Time: 2 minutes

Justin ducked behind the big tree. His heart was pounding and he struggled to breathe. His face felt hot in contrast to the cold coin he held tightly in his hand. He had stopped at Grandpa's after school because Mother was at a stake leadership meeting. He found the door open, but Grandpa was nowhere in sight. Justin had spied the pile of pennies on the kitchen counter. The coins were worn and dull, but Justin's eye had caught a glimmer of a shiny silver coin tucked inside a soft cloth.

"Grandpa must have been polishing this one," he thought as he fingered the coin with a woman's head adorned by a crown. He turned it over to reveal an eagle and the words "ONE DOLLAR".

"This doesn't look like the gold dollars that the tooth fairy always leaves under my pillow," he reflected. He thought about the radio control car he was saving his money for. "I only need eighty-five more cents. I can borrow this dollar from Grandpa and then pay him back when I get my allowance," he decided.

Justin peeked around the tree at the sound of Grandpa's whistling. Before coming out from his hiding place he tucked the coin deep into his pocket and then climbed the porch stairs. Grandpa was sitting at the counter shining a coin with the soft cloth that had held the silver dollar earlier. When he finished he placed it into a slot inside of a blue folder. "Hey champ!" Grandpa greeted Justin. "How come you're so late?"

"Uh, my teacher made us stay after school and clean out the equipment closet," Justin lied.

"Do you want to help me with my coin collection?" Grandpa asked.

"I didn't know *you* had a coin collection too!" Justin exclaimed.

"I've sort of been collecting coins since I was, oh, three years old. It's sort of a hobby. That's why I've been giving each of you grand kids the state quarters to collect. I thought you might enjoy collecting too!" Grandpa said while he began lifting up the different objects on the counter and looking under them. Grandpa's brow furled and he shook his head. "Now what did I do with that?"

"So what do you want me to do, Grandpa?" Justin asked.

"Oh!" Grandpa said in a distracted tone. "You can shine up these pennies and then put them back in this folder. See how there's a date under each slot? You put the coins with the matching dates in each slot."

While Justin shined the pennies and put them neatly back into their folder he noticed that Grandpa seemed worried. He kept looking in his pockets, and through the coins on the counter, and even got down on his hands and knees and peered under the kitchen table. Several times he rubbed his forehead as if in deep thought. Justin knew what Grandpa was looking for—the silver coin—but he didn't say anything. He just kept shining pennies and putting them in their slots.

“Maybe I took it with me when I went downstairs to put the clothes in the dryer than anyone else. Looking at Justin he said, “Will you be okay while I go down to the laundry room?”

Justin felt sick and he felt the color leave his face. Averting his eyes away from Grandpa he stared at the coins. “I’m just about done with these pennies. What do you want me to do next?”

Grandpa looked at the coin folder Justin was working on. “You’re doing a real good job, Justin. Thank you!” he said lifting the folder full of nickels. “Would you do these nickels next?”

“Sure. No problem,” Justin squeaked the words out barely above a whisper

“You okay Justin?”

Justin nodded.

“Okay then. I’ll be right back.”

When he was out of sight Justin retrieved the coin from his pocket and hid it under his foot. pa returned Justin got up to get a drink of water, revealing the silver dollar. “Hey, what’s this, Grandpa?” Justin said as he bent down and picked up the coin.

“Oh, my! Thank goodness you found it!” Grandpa exclaimed. Staring at the coin, he continued, “When I was three years old my brother Francis gave me this silver dollar worth about eighty dollars now, but to me it’s priceless.

Justin looked puzzled.

“Francis told me that if I would never ever spend this, I would always have a dollar to my name. So that’s what I did. It was saving this dollar that taught me how to be thrifty and not buy frivolous things.”

That night, when Mother and Father came to kiss Justin good night, they found him crying. asked what was wrong, Justin confessed everything. After a good long talk with his parents and another one with Heavenly Father, Justin asked his parents if they would take him to Grandpa’s house.

“Grandpa, you know when you couldn’t find your silver dollar that great uncle Francis gave you? I took it and when you asked me why I was late, I lied.” Tears ran down Justin’s cheeks and he gave Grandpa a tight hug. “I’m really sorry Grandpa!” Justin went on, “I told Heavenly Father that I’ll never do it again!”

Grandpa hugged Justin back and a snuffle escaped his lips, before he spoke. “Thank you for telling me Justin!” he said. “You know, I was taking the garbage out when I saw you come out of the house and hide behind the tree. I knew something was amiss!”

“When you knew I lied, why didn’t you get mad at me?”

“I was waiting for you to choose for yourself! That’s part of Heavenly Father’s plan. You know the silver dollar was a wonderful gift from my big brother and very important to me, but returning with family to live with our Heavenly Father forever is what’s really important!” Grandpa continued, “Today, Justin, you took advantage of the greatest gift of all—the one our elder brother gave us, if we repent. Jesus atoned for *all* of our sins with His precious blood!”

by Margie Nauta Lee © 2019 Living Scriptures, Inc.



Activity Time

Approximate time: 20 minutes

What you need: A copy of the “Lamb of God” activity (artwork included with this lesson), scissors, tape, cotton balls, ribbon, and scriptures.

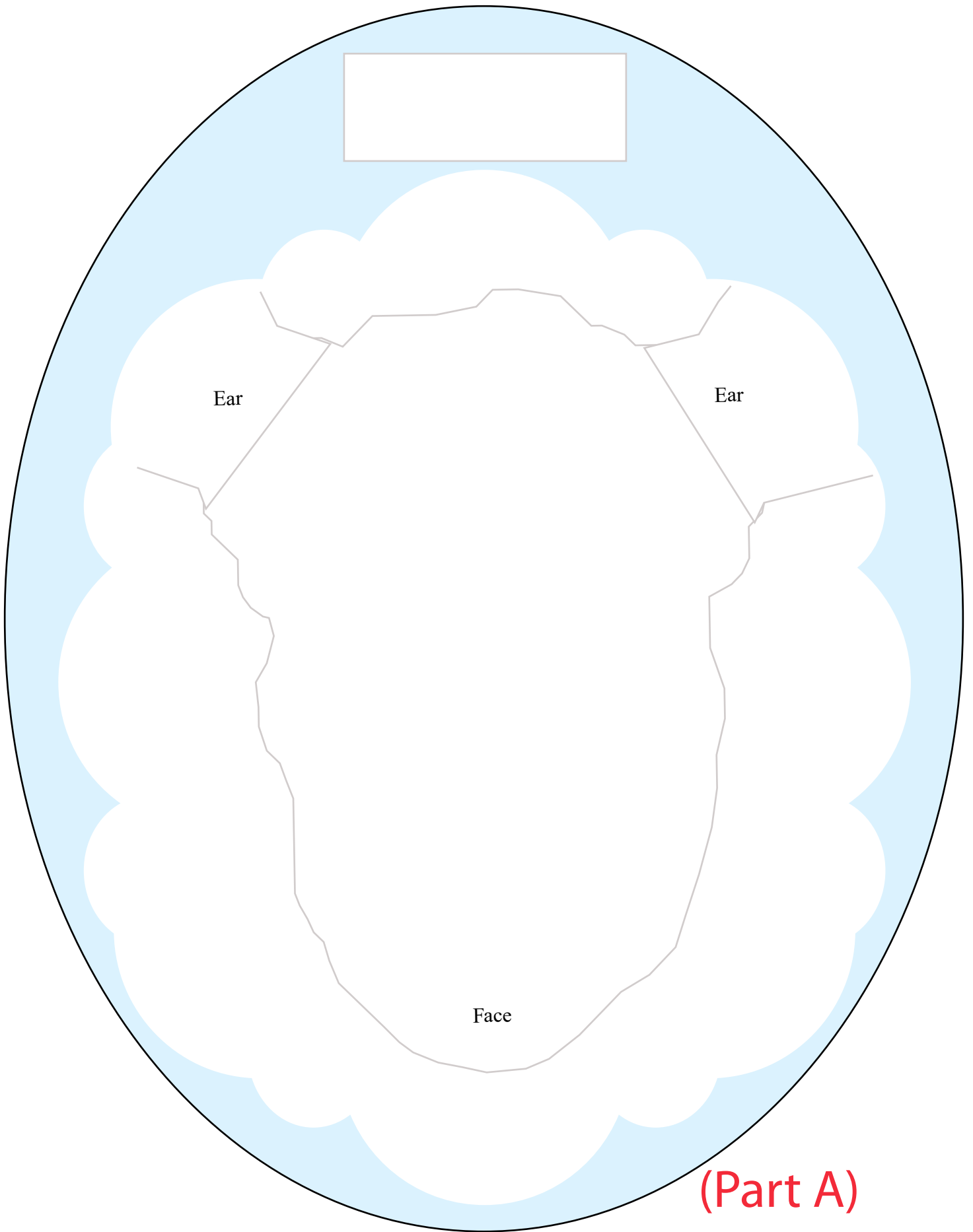
Preparation

1. Print out the artwork.
2. Cut along black solid lines.
3. Glue part “A” to part “B”.


Activity:



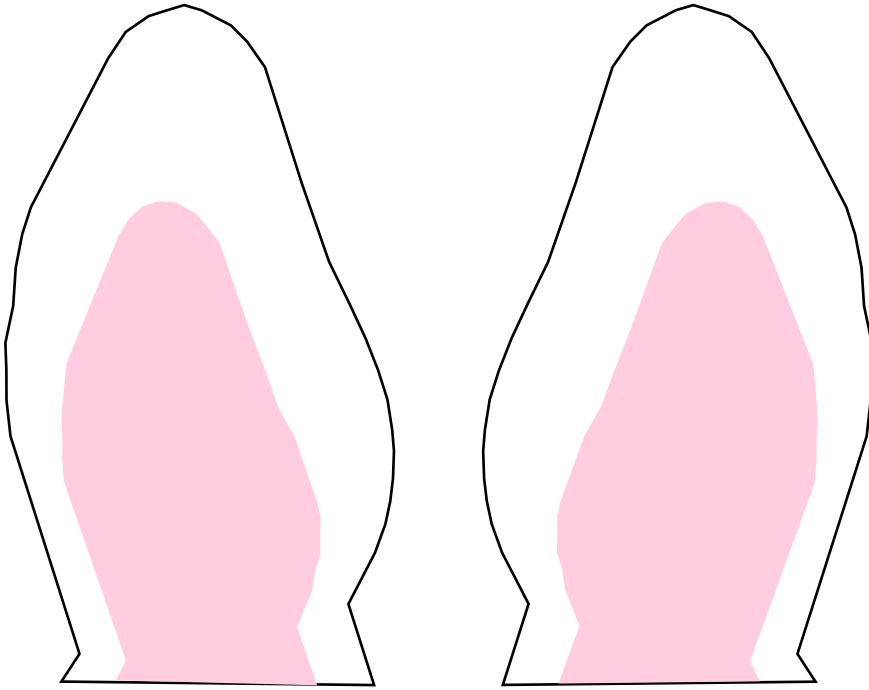
1. Do you know an animal that is symbolic with Jesus? (Lamb.)
2. Let's learn some of the reasons why, as we make a craft.
3. Have children glue cotton balls around the edge of the white lamb shape on part “A” while you read Ex. 12:21-23. (See image for proper placement.) What was sacrificed to save the children of Israel? (A lamb.)
4. Glue the ears on part “A” while you read Ex.12:5. What does it mean “without blemish”? (Discuss what “without blemish” means.) Note: Curl ears.
5. Glue the face on part “A”. Was the sacrificial lamb a boy or girl? (Boy.)
6. Glue the eyes on part “A” while you read Ex. 12:46. What did the Lord say not to break on the lamb? (bones.)
7. Glue the nose/mouth on part “A”. What do we know about the sacrificial lamb? (It was the blood of male lambs, without blemish and no broken bones, that saved the children of Israel.)
8. Glue the scripture on part “A”.
10. Glue cotton balls around the edge of the white cloud shape on part “B” while you read Cor. 5:7. Who was sacrificed to save us from sin and death? (Christ.)
10. Glue Christ on part “B” while you read Peter 1:18-19. How is the blood of Christ like the blood of the lamb put on the children of Israel's doors? (We are “redeemed” from death and sin by the blood of Christ.)
11. Read 1 Ne. 12:6 while you glue the scripture on part “B”.
12. Thread a piece of ribbon through the hole in the top while you read John 19:36.
13. End with words from John P. Pratt, Ensign, Jul 1985, “The Passover feast centered on the paschal lamb, which was a sacrificial lamb, a male without blemish and with no broken bone, even after death. Likewise, Jesus was the ‘Passover,’ the ‘Lamb of God’, a male without blemish and with no broken bone, even after death. He was the Firstborn of God in the pre-mortal existence (D&C 93:21), sanctified in the flesh as were the firstborn of Israel, and slain even as were the firstborn of Egypt (Ex. 12:29).”



(Part A)




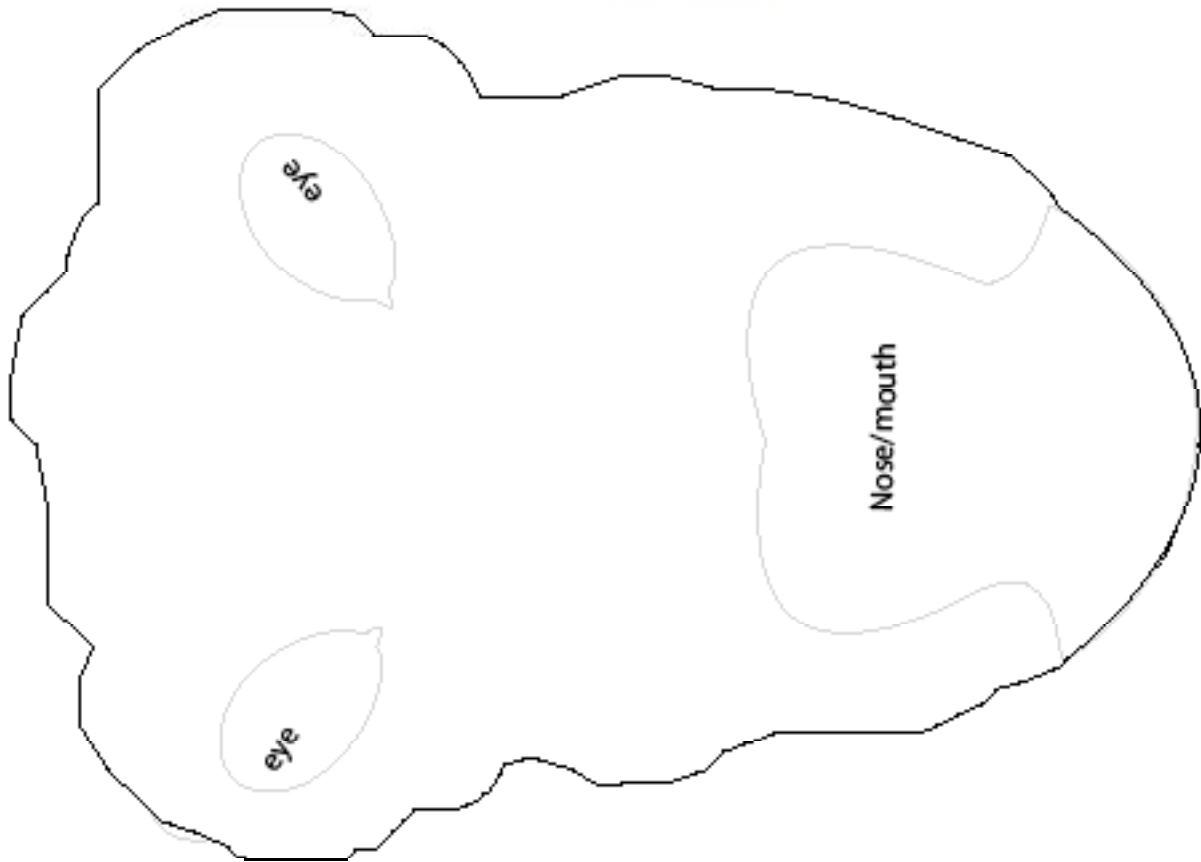

(Part B)



*"Your lamb shall be without blemish,
a male of the first year..
neither shall ye break a bone thereof."
(Exodus 12:5, 46)*

*"And I saw the heavens open,
and the Lamb of God descending
out of heaven; and he came down
and showed himself unto them."
(1 Nephi 12:6)*







Treat Time

Approximate Time: 80 minutes

Prep Time: 15 minutes
Cook Time: 20 minutes
Cool Time: 30 minutes

Red Velvet Lamb Cakes

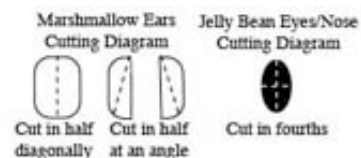
Cupcake Ingredients

1 cup sugar
1/2 cup soft butter
1 egg
1 tablespoons cocoa powder
1 Tbs. red food coloring
1 1/4 cups cake flour
1/2 teaspoon salt
1/2 cup buttermilk
1 teaspoon vanilla extract
1/2 teaspoon baking soda
1/2 tablespoon vinegar



Cream Cheese Frosting & Decorating Ingredients

4 ounces cream cheese
1/4 cup butter
1/2 teaspoon vanilla extract
2 cup powdered sugar
156 miniature marshmallows
3 regular marshmallows for ears
9 black or jelly beans for eyes/noses



Cup Cakes: Preheat oven to 350 degrees F. Line a (12 cup) muffin tin with cupcake papers. Cream the sugar, butter and egg. Mix cocoa and food coloring together and then add to sugar mixture; mix well. Sift together flour and salt. Add flour mixture to the creamed mixture alternately with buttermilk. In a small bowl, combine baking soda, vinegar and vanilla; blend into mixture. Fill muffin cups 3/4 full with batter. Bake for 20 minutes, or until a toothpick inserted into the center comes out clean. Cool completely before frosting with cream cheese frosting.

Frosting: Blend cream cheese and butter until smooth. Beat in vanilla and powdered sugar until creamy.

Treat Time: Give each family member a FROSTED cupcake to decorate. See image for placement of jelly beans and marshmallows to make lamb faces.



Closing Prayer and blessing on the food.