



Love One Another

John 13–17

Objectives:

- Talk about Jesus teaching His disciples to love one another.
- Emphasize that we can be His disciples and love one another too.

Reinforces Principles of:

- Love

This Lesson contains 4 activities:

Choose the activities that fit your family's schedule.

Use on Mondays to introduce the topic, or the following Sunday to review.

Reverence Time: Song, prayer, scripture and video clip

Lesson Time: Lesson summary and points to ponder

Activity Time: Object lesson or activity

Treat Time: Prayer, theme related recipe



Reverence Time

Approximate Time: 5 minutes

Sing Together: “Love One Another”, Children’s Songbook page 136
If you wish to print sheet music or have an online music file to accompany you visit:
<https://www.lds.org/music/library/childrens-songbook/love-one-another>

Prayer:

Scripture Time: John 13:34-35

- 34. A new commandment I give unto you, That ye love one another; as I have loved you, that ye also love one another.
- 35. By this shall all men know that ye are my disciples, if ye have love one to another.

Video Clip: Watch a clip from the Living Scriptures Streaming Library, *The Greatest is the Least* (The Dramatized New Testament). You can find the clip at
<https://www.livingscriptures.com/fhe-lesson-love-one-another/>



Lesson Time

Approximate Time: 10-15 minutes

Lesson

Summary: Before Jesus and his disciples ate the Passover supper, Jesus washed the feet of his disciples. Jesus taught them that He is their example, and that they should do the things He did. He taught them about how important it is to love and show love. He commanded them to love one another, just as He had loved them. Jesus also taught that if we love Him, we should keep His commandments. Finally, Jesus taught, “Greater love hath no man than this, that a man lay down his life for his friends.”

Jesus was not only talking to His twelve disciples, He was teaching all those who follow Him. We should try to show love to one another, keep the commandments to show love for Jesus Christ, and remember the love Jesus has for us and the sacrifice he made for us.

Points to

Ponder:

When Jesus gave this new commandment to “love one another” (John 13:34–35), was He speaking only to His twelve disciples? (No.)

What is a disciple? (One who believes in and follows Jesus.)

How can we show Jesus that we are His disciples? (By loving one another and keeping the commandments.)

How do we know that God loves us? (He provided a Savior for us, so we can return to live with Him.)

‘For God so loved the world, that he gave his only begotten Son, that whosoever believeth in him should not perish, but have everlasting life.’ (John 3:16.)

Quote:

“In today’s world, nowhere is that bedrock foundation of love needed more than in the home. And nowhere should the world find a better example of that foundation than in the homes of Latter-day Saints who have made love the heart of their family life. ... Love is the very essence of the gospel, the noblest attribute of the human soul” Thomas S. Monson



Activity Time

(Approximate Time: 20 minutes)

What you need: A copy of the “Love Notes For Jesus” activity for each child (artwork included with this lesson), scissors, glue or paste and tape. Optional: poster board, lace, and ribbon.

Preparation

1. Print out the artwork.
2. Optional: Glue artwork to poster board for added durability.
3. Cut along all dotted lines.

Activity:

1. Weave a red strip (starting with the “I” strip) through the white slots after answering and discussing each question. Weave the strips with words written on them every other time to complete the phrase, “I will be Jesus' disciple.

(See image for proper placement.)

A. Who said, “Love one another as I have loved you”?

B. What does it mean to love one another?

C. What is a disciple?

D. Do you want to be Jesus' disciple?

E. Explain what Jesus meant by “men.”

How can you show “men” that you are a disciple of Jesus?

F. Does Heavenly Father and Jesus love us?

G. Name one thing that Heavenly Father and Jesus have done for us to show their love for us.

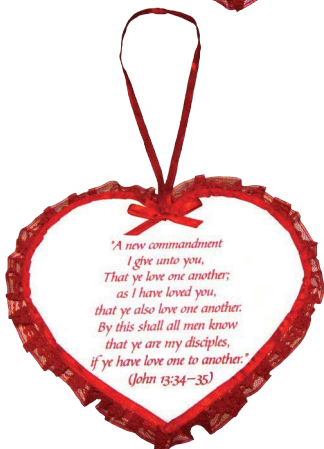
H. Name one thing you can do to show Heavenly Father and Jesus that you love them.

I. What can we do to show greater love for each other?

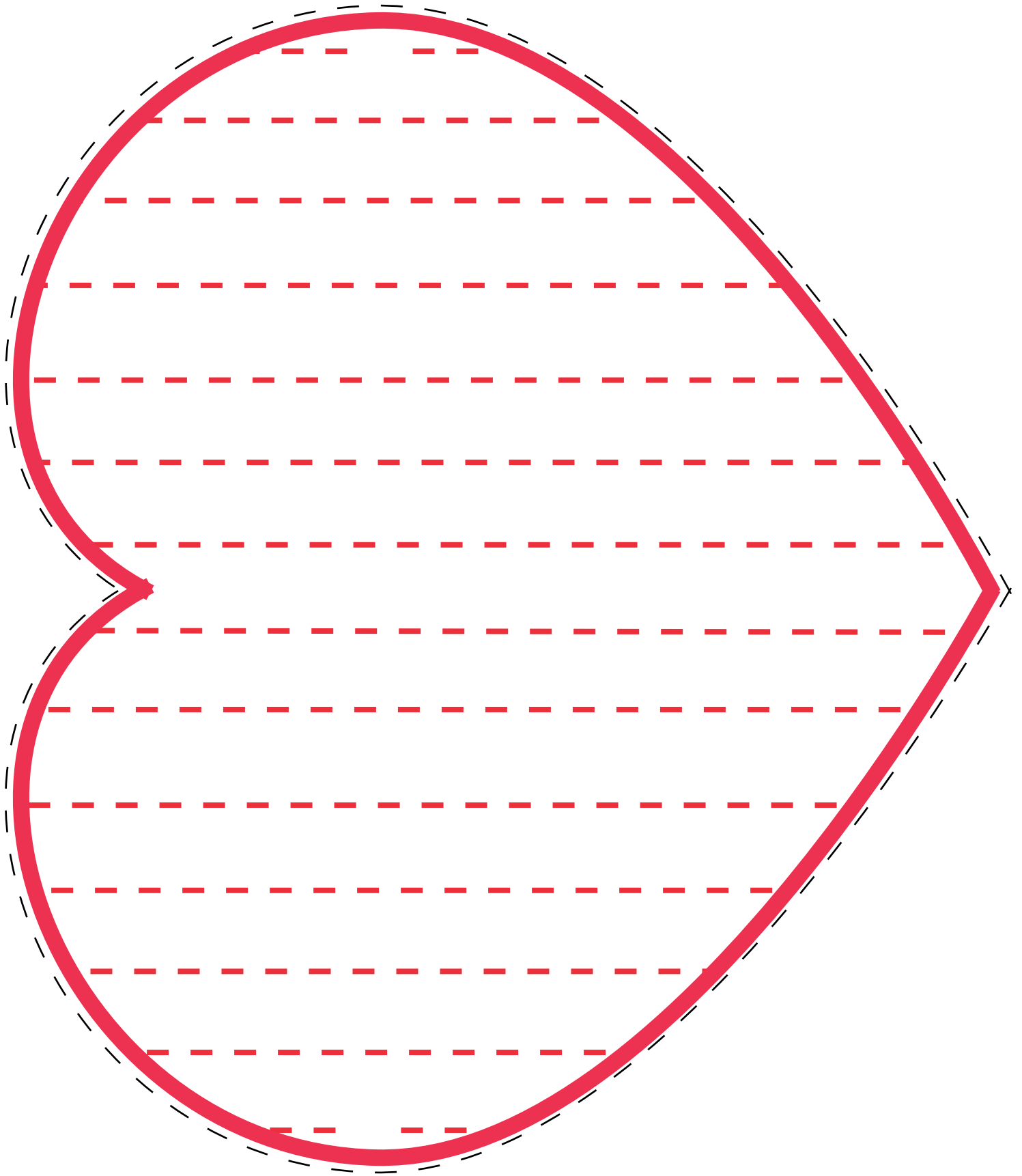
2. Tape the back side of strips to secure and then trim even with the edge of the heart. Glue scripture heart to the back of the woven heart.


(Optional: Decorate with ribbon and lace.)

3. Hang each child's love note for Jesus, in their room, to remind them to be Jesus' disciple by loving one another.



*A new commandment
I give unto you,
That ye love one another;
as I have loved you,
that ye also love one another:
By this shall all men know
that ye are my disciples,
if ye have love one to another.”
(John 13:34-35)*





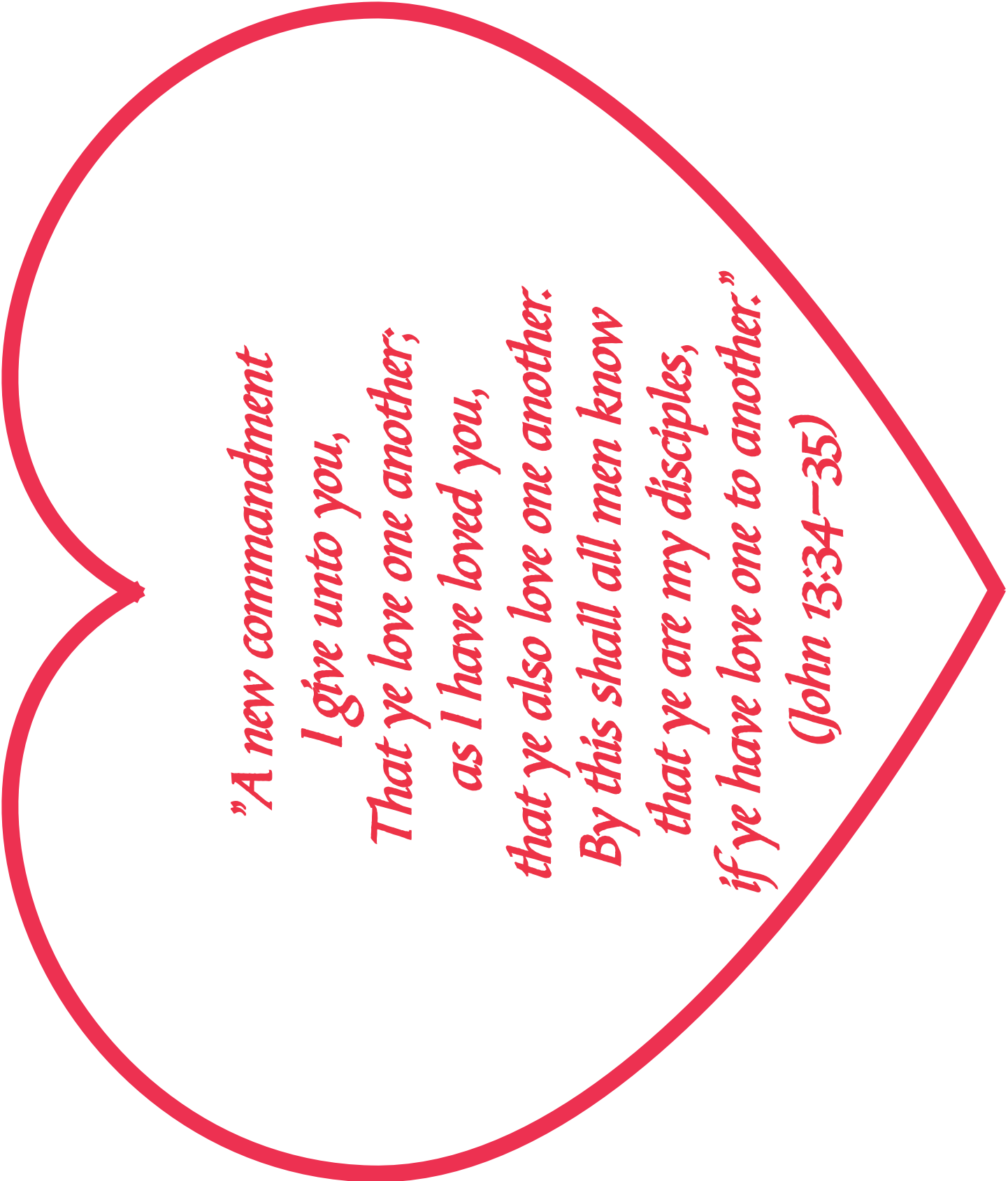
I

Will

Be

Jesus'

Disciple



*”A new commandment
I give unto you,
That ye love one another,
as I have loved you,
that ye also love one another.
By this shall all men know
that ye are my disciples,
if ye have love one to another.”
(John 13:34–35)*



Treat Time

Approximate Time: 50 minutes

Prep Time: 5 minutes

Cook Time: 30–35 minutes

Cook Time: 10–15 minutes

Cherry Chocolate Chip Hearts

2-3/4 cups all-purpose flour
2 teaspoons baking powder
1/4 teaspoon baking soda
1/2 teaspoon salt
1-3/4 cups sugar
1/2 cup butter (melted)
3 eggs
1 teaspoon vanilla
3/4 cup milk
3/4 cup sour cream
2 cups maraschino cherries (well drained)
1 cup chocolate chips
Cherry JuJu Hearts or candy of your choice
Frosting of your choice



Preheat oven to 400 degrees F.

Mix all the dry ingredients in a large bowl. Add melted butter and mix until crumbly. In a separate bowl, whisk together, eggs, vanilla, milk and sour cream. Fold liquid into dry mixture. Gently stir in maraschino cherries and chocolate chips (batter will be lumpy). Spoon into a prepared (greased and floured) jelly roll pan. Bake for 5 minutes at 400 degrees F. Turn oven temperature to 350 degrees F and bake an additional 25 minutes or until the center springs back on touch. Cool in pan for 10–15 minutes.

Treat Time: Let children cut into heart shapes with cookie cutters. Frost with your choice of icing (works best if slightly warmed) and top with cherry JuJu hearts or candy of your choice.

Closing Prayer and blessing on the food.