



Activity Time

(Approximate Time: 20 minutes)

What you need: A copy of the “Love Notes For Jesus” activity for each child (artwork included with this lesson), scissors, glue or paste and tape. Optional: poster board, lace, and ribbon.

Preparation

1. Print out the artwork.
2. Optional: Glue artwork to poster board for added durability.
3. Cut along all dotted lines.

Activity:

1. Weave a red strip (starting with the “I” strip) through the white slots after answering and discussing each question. Weave the strips with words written on them every other time to complete the phrase, “I will be Jesus' disciple.

(See image for proper placement.)

A. Who said, “Love one another as I have loved you”?

B. What does it mean to love one another?

C. What is a disciple?

D. Do you want to be Jesus' disciple?

E. Explain what Jesus meant by “men.”

How can you show “men” that you are a disciple of Jesus?

F. Does Heavenly Father and Jesus love us?

G. Name one thing that Heavenly Father and Jesus have done for us to show their love for us.

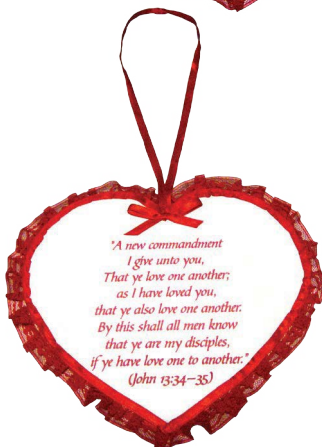
H. Name one thing you can do to show Heavenly Father and Jesus that you love them.

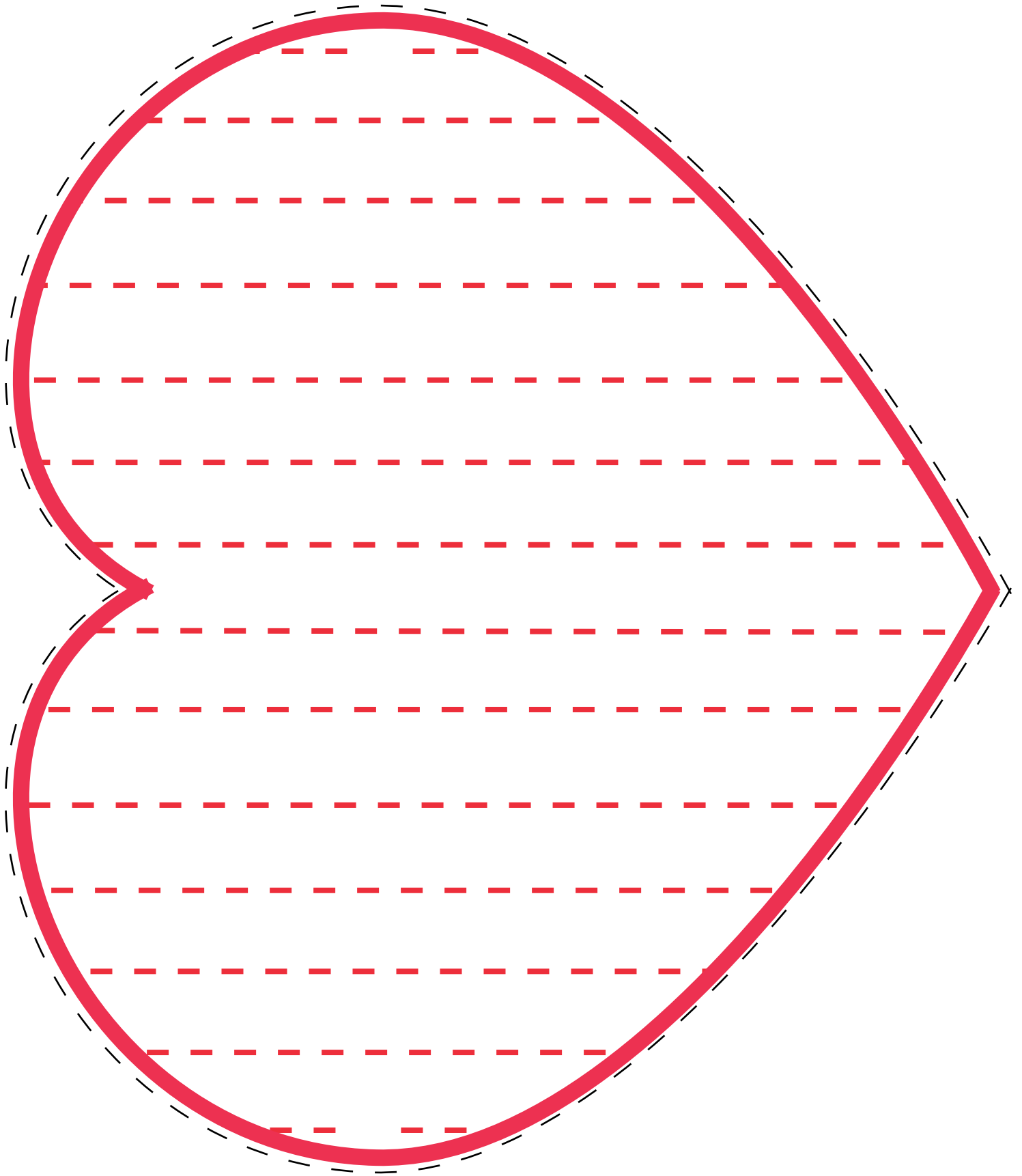
I. What can we do to show greater love for each other?

2. Tape the back side of strips to secure and then trim even with the edge of the heart.. Glue scripture heart to the back of the woven heart.

(Optional: Decorate with ribbon and lace.)

3. Hang each child's love note for Jesus, in their room, to remind them to be Jesus' disciple by loving one another.





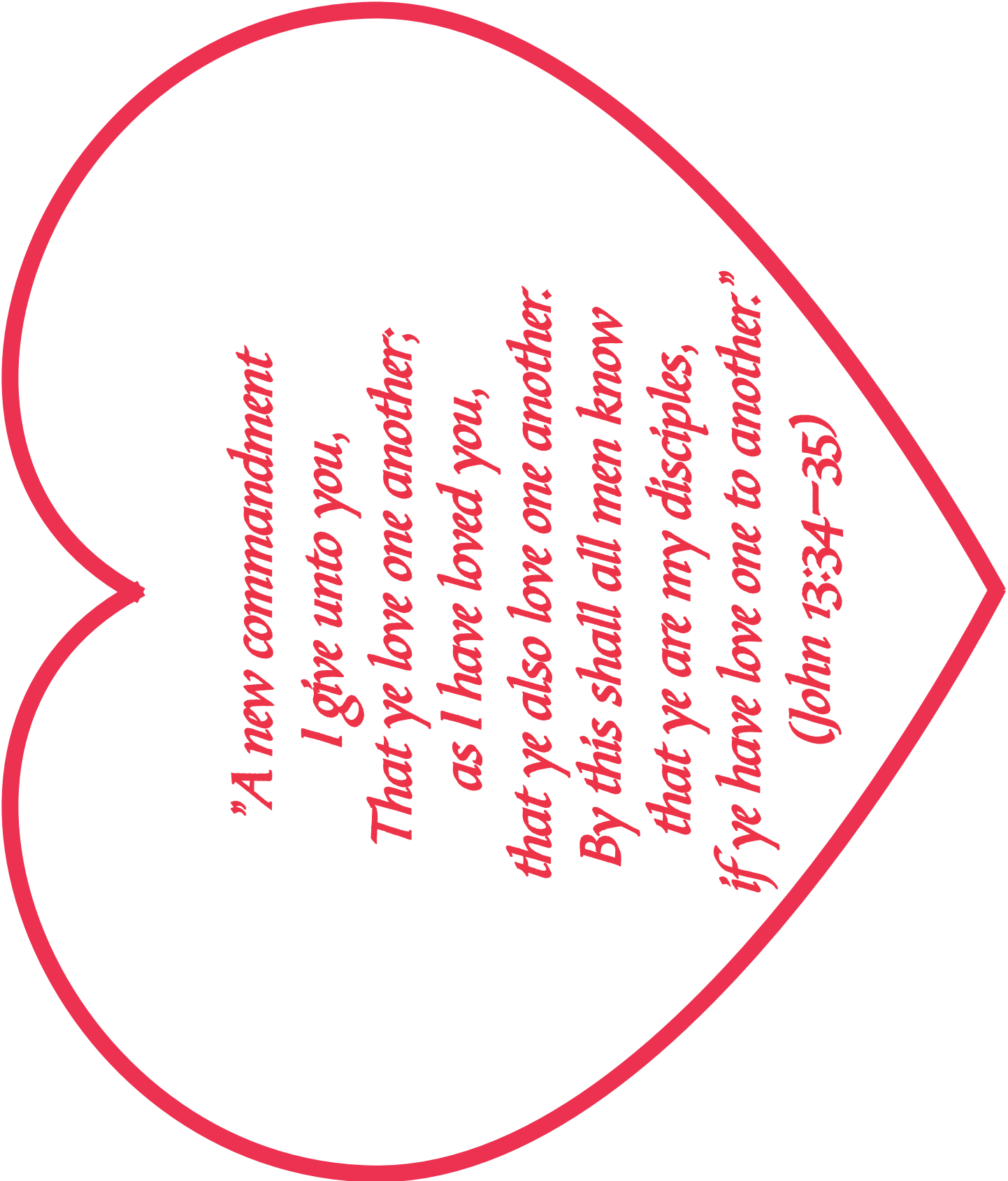
I

Will

Be

Jesus'

Disciple



*”A new commandment
I give unto you,
That ye love one another,
as I have loved you,
that ye also love one another.
By this shall all men know
that ye are my disciples,
if ye have love one to another.”
(John 13:34–35)*