



Activity Time

What you need: “Pilgrim and Native American headwear (artwork included with this lesson), crayons or markers, tape, scissors, white yarn, and script (included with this lesson) and “Turkey Cake” (recipe included with this lesson).

Preparation

1. **Print** out the script and the artwork.
2. **Cut** along all dotted lines and pierce a hole through dotted circle.
3. **Pilgrim Bonnet:**
 - A. Place red line on one half on top of the red line on other half and tape in place.
 - B. Fold black line inward.
 - C. Curl paper so that you can place yellow line on one half on top of yellow line on other half and tape in place.
 - D. Fold blue lines outward.
 - E. Lace a 2 inches of a 12 inch strand of white yarn through each circle and tie in a knot to make the ties.
4. **Native American Head Band: (Color)**
 - A. Tape pieces together using the tabs. Tape to size. Tape feather to inside.
5. **Pilgrim Hat: (Color)**
 - A. Place red line on one half on top of the red line on the second half and tape in place to make a cone shape.
 - B. Fold up triangles on brim. Place cone over triangles and tape in place. (The triangles will be on the inside of the hat.)

Activity:

- (Younger children will need help from an older sibling or parent)
1. Explain to your family that the Pilgrims used the word “Indian” to describe the Native Americans, because when Columbus thought he had found a new route to India when he discovered America, but the proper name is “Native American.”
 2. You can have as many Pilgrims and Native Americans as you want by printing out additional headwear and dividing the Pilgrim and Native American parts up.
 3. Put on this simple play. At the end of the play have a Thanksgiving feast of “Turkey cake.”



Narrator: The Pilgrims left England in search of a new world where they could have religious freedom.

Pilgrim: Heavenly Father has brought us to this land where we can worship in peace.

Pilgrim: Let us pray and give thanks to show our gratitude.

Narrator: The Pilgrims knelt down together and prayed. Then they began to build their new town that they named Plymouth.

Pilgrim: What will we do to protect us from the Indians?

Pilgrim: We will make friends with the Indians.

Narrator: The Indians approached the Pilgrims!

Native American: We will be your friends.

Native American: We bring you gifts.

Pilgrim: Will you teach us how to plant corn?

Native American: Yes. We will teach you.

Native American: You plant the seed too deep.

Pilgrim: So the birds can't get them!

Native American: Sun can't get them either.

Pilgrim: Thank you!

Pilgrim: We will now have a good crop.

Narrator: The Indians and Pilgrims were good friends and taught each other many things.


Native American: Your crops are ready to harvest.


Native American: We will help you pick them!


Narrator: As the new Governor, William Bradford set aside a day of feasting every fall at the close of harvest.

Pilgrim: A feast of Thanksgiving to honor God, for without Him we would not be.

Narrator: Our family will live in thanksgiving daily for the many blessings Heavenly Father has given us and will continue to bless us with.







Tape		Tape
