



FHE

with

Living Scriptures

STREAMING

Showing Patriotism Through Service

Objectives:

- Emphasize the importance of being Patriotic.
- Talk about serving your community.

Reinforces Principle of:

- Service
- Patriotism

Each lesson contains 5 activities:

(Choose the activities that fit your family's schedule.
Additional resources are provided as extra time may be available.)

Reverence Time:	Song, prayer, scripture and video clip
Lesson Time:	Lesson summary and points to ponder
Story Time:	Story
Activity Time:	Object lesson or activity
Treat Time:	Prayer and theme related recipe



Reverence Time

Approximate Time: 5 minutes

Sing Together: Children's Songbook #131 “The Twelfth Article of Faith”
If you wish to have an online music file to accompany you visit:
<https://www.lds.org/music/library/childrens-songbook/the-twelfth-article-of-faith>

Prayer:

Scripture Time: Doctrine & Covenants 134:1

1. We believe that governments were instituted of God for the benefit of man; and that he holds men accountable for their acts in relation to them, both in making laws and administering them, for the good and safety of society.

Video Clip: Watch a clip (1:02:37 - 1:05:48) from the Living Scriptures Streaming Library, *Ezra Taft Benson* (The Modern Prophets)



Lesson Time

Approximate Time: 10 minutes

(For younger children, it may be helpful to summarize the following ideas):

Lesson *Patriotism should be sought for.*

Summary:

The Prophet Joseph Smith once said, “Patriotism should be sought for and will be found in right living.”

What is Patriotism? (Pride in or devotion to the country you live in or are a citizen of.)

“Patriotism is more than flag-waving and fireworks. It is how we respond to public issues. If we ask only, ‘What’s in this proposal for me?—What do I get out of it?’—we are not patriotic and we are not good citizens. But if we ask, ‘Is this right?—is it good for the ... people?—would it preserve and strengthen our freedom?’—then we deserve to stand in the company of [great patriots]. Patriotism is trying always to give more to the Nation than we receive. It is selfless service” (Ezra Taft Benson, *The Red Carpet* [Bookcraft, 1962]).

Why did President McKay feel that Elder Benson should serve as the Secretary of Agriculture?

(Church leaders have always encouraged us to show our patriotism by being good citizens and by strengthening our communities and nations.)

Individuals & families influence communities.

“Members should do their civic duty by supporting measures that strengthen society morally, economically, and culturally. Members are urged to be actively engaged in worthy causes to improve their communities and make them wholesome places in which to live and rear families.” *Church Handbook of Instructions, Book 2, page 325* © 2007 Intellectual Reserve, Inc. All rights reserved.

How can living the gospel have an influence on our communities? (Discuss ideas.)

“...The influence of a person who lives the gospel can have a great effect on a community or government. Our Father in Heaven is concerned with all of his children and we can prepare ourselves to be effective tools in his hands for blessing others...Members of the Church should be honest, caring, and concerned about the needs of their fellowmen. These qualities are also characteristic of good public servants.” *Lesson 41: The Presidents of the Church: Teacher's Manual, 202* © 2007 Intellectual Reserve, Inc. All rights reserved.

Points to Ponder:

Are you being patriotic when you obey the laws of the land? (Yes.)

Are you being obedient to Heavenly Father when you obey the laws of the land? (Yes.)

“It is not always easy to follow a righteous plan and be obedient to the laws of society and the laws of the Lord. In the long run, however, following the rules is still the best pathway to obtaining all the things the Lord has promised.” *James E. Faust, 2007 General Conference, Priesthood Session © 2007 Intellectual Reserve, Inc. All rights reserved.* For entire talk see “Message to my Grandsons.”

Does being involved in your community show patriotism? (Yes.)

What can we do as a family to show our patriotism and become involved in our community? (Discuss ideas.)

Note: When considering community involvement remember that President Benson consistently encouraged Church members to become involved in community service, but he has also cautioned balance and fidelity to a clear set of priorities. “The home is the rock foundation, the cornerstone of civilizations. This nation and others will never rise above their homes. Fathers, you cannot delegate your duty as the head of the home. Mothers, train up your children in righteousness; do not attempt to save the world and let your own family fall apart.” *Ezra Taft Benson, In Conference Report, Taiwan Area Conference, 1975.*

Quote:

“The scriptures remind us that nothing we do is truly worthy, whether it be serving the poor or seeking elected office, unless we are motivated by charity, the pure love of Christ.” *Sue Bergin, Ensign, Sept. 1988 © 2007 Intellectual Reserve, Inc. All rights reserved.*



Story Time

Approximate Time: 1 minute

“Josh, Sarah, Daniel,” Mother called. “Breakfast is ready!”

The three children raced into the kitchen. “Where's Daddy?” Daniel asked.

“He's outside putting up the flag,” Mother answered. “Do you want to go and tell him breakfast is ready?”

When Daniel opened the door he gazed at the flag-lined street. Running to where Father stood unrolling the red, white and blue flag, Daniel asked, “How come all the houses have flags on them?”

“It's the 4th of July and everyone is trying to show their patriotism! Do you want to help me show our patriotism?” Father said as he lifted Josh high into the air. Josh placed the end of the flag pole in the shiny silver bracket.

“What's patri-patrio-tism?”

Father placed Josh on his shoulders and started walking toward the house. “Patriotism is showing pride and devotion to your country!”

“How come we don't show patri-patri?”

“Patriotism,” Father prompted.

“Ya! How come we don't show it everyday?”

“We should, but you can show patriotism in many different ways! One way is to display the flag. Another is to obey the laws of the land and when you're old enough to vote for good people. The list goes on and on!”

“Duck!” Father said before entering the door of the house.

“Great! Your here,” Mother said. “Let's eat before everything gets cold.”

After Father said the blessing, Mother passed around the plate of French toast. “We're having *American* toast for breakfast in honor of the 4th of July,” Mother announced.

“Silly, Mommy, this is French Toast!” Sarah exclaimed.

“Oh, no, Sarah. You are mistaken! *French* toast is very yummy, but this is definitely *American* toast!” Mother stated. “See!” Mother then took the can of whipped cream and made two long stripes and two shorter stripes across her slice of toast. Then with a spoonful of blueberry pie filling, she made a blue square next to the short stripes. She then filled in red stripes with spoonfuls of cherry pie filling.



“Who knows what I need to finish making my *American* toast?”

“I know, I know!” Daniel shouted with glee. “You need stars!”

“That's right!” Mother said as she made white stars with whipped cream on top of the blueberries.

“Mommy, You're showing your p-a-t-r-i-o-t-i-s-m!” Josh proudly announced.

The family giggled and chatted as they passed around the whipped cream, blueberries, and cherries and each of them to made their own *American* Toast.”

“Mmmm, I like being pa-t-r-i-o-tic!” Josh said as he licked a dab of whipped cream from his finger.

“I'm glad, Josh! Because Dad and I have planned another way for our family to show their patriotism.” Mother went on to explain the community service project that the family would be doing that day with their ward.

When they arrived at the cemetery, Father explained about the people who had served this country in the armed services to protect our country's freedoms, along with many pioneers, who had crossed the plains in search of religious freedom. It was a privilege for them to honor these people by caring for their graves.

Each family in the ward worked on a section of the cemetery. They washed the dirt and leaves off of the headstones, placed red, white, and blue flowers on all of the graves, and then placed little American flags on all the graves of the veterans.

“Wow!” Josh exclaimed with pride. “Now even the cemetery is showing it's pa-tri-o-tism!”

by Margie Nauta Lee



Activity Time

What you need: A copy of the “Volunteer for Community Service” activity (for each of your children), scissors, glue, tape and heavy card stock.

Preparation

1. Print out the artwork.
2. Cut out all pieces.
3. Glue or tape side pieces of head band to center.
4. Tape ends together to fit child's head.

Activity:

1. To the tune of “Yankee Doodle Dandy” teach your family the “Volunteer” song. Verse also found on the star of their headbands:



I'm a community volunteer,
In this country that I love.
A real live helper with my family,
We're serving our Father above.



2. Ask: What does it mean to be a community volunteer? (Discuss ideas.)
3. Explain to your children that you are not only being patriotic when you serve in your community, but that you are also serving our Heavenly Father.
4. Read: “But charity is the pure love of Christ, and it endureth forever, and whoso is found possessed of it at the last day, it shall be well with him.” (Moroni 7:47)

Ask: What does it mean to serve with charity? (Discuss ideas.)

5. Ask: What can we volunteer to do to serve our community? (Choose a community service project that your family can charitably volunteer to do.)

Ideas: Have a clean up day at the city park, plant flowers or weed the garden for an elderly neighbor, perform a patriotic musical program or skit for a nursing home, clean headstones at your local cemetery, collect food for the homeless, help serve at a homeless shelter, collect items for the church's humanitarian aid (see items needed @ www.lds.org), clean off bus or park benches, etc. You can also check with your city for volunteer opportunities.

6. Have children wear their headbands and sing the “Volunteer” song, while they work on their community service project.





Treat Time


Approximate Time: 20 minutes

Prep Time: 5 minutes

Cool Time: 10 minutes

“Patriotic” Strawberries

1 quart large, firm strawberries
1 (10 oz.) bag white chocolate chips
1 tsp. shortening (not butter flavored)
Red, white, and blue sprinkles



Wash strawberries and pat dry. Melt chips and shortening in microwave on medium power, stirring every 30 seconds, until melted and creamy.

Treat Time: Take turns dipping strawberries in white chocolate mixture. Then roll in candy sprinkles. Place on wax paper and place in refrigerator until white chocolate cools and hardens.

Note: If desire place the strawberries in an airtight container that has been lined with wax paper. Then carefully place container into an ice filled cooler to take with you to the community service project your family has selected. Serve the cool and refreshing treat during a rest break or after you have completed your project.

Closing Prayer and blessing on the food.