



Activity Time

What you need: A copy of the of the “Covered Wagon” activity, scissors, tape, wooden skewer cut into (2) 4 1/2 inch lengths for axles, card stock, glue, and a small strand of yarn to tie cow to wagon.

Preparation:

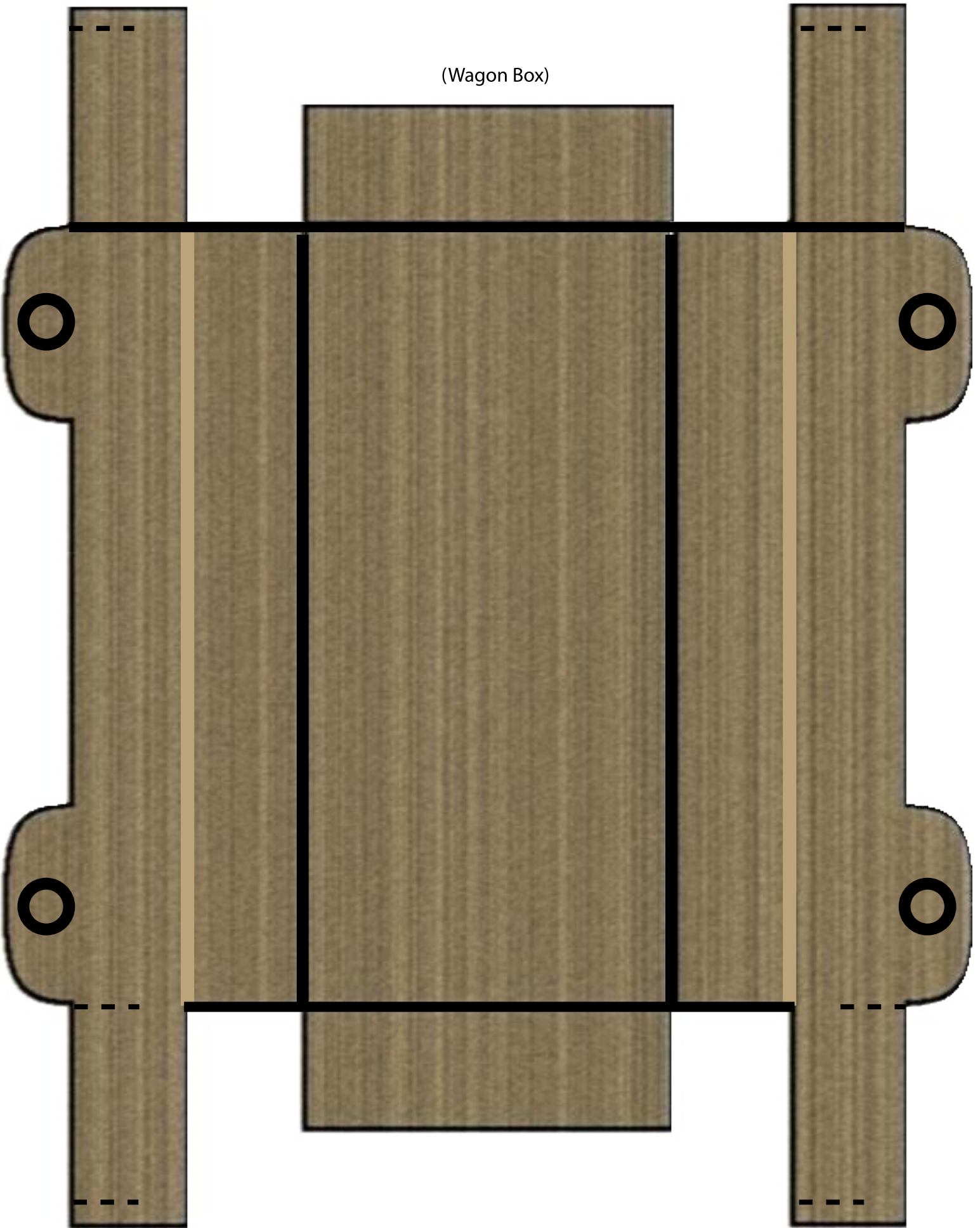
1. **Print** out the art work.
2. Glue card stock to the back of the wagon box, wheels, and to half of the wagon seat.
3. Cut out all parts. (Set provisions aside after gluing the cow body together, leaving legs free.)
4. Glue the wheels together. Glue the seat together with the card stock in the middle.
5. **Cut** out the dots on wagon box, along dotted lines & across the “X” on wheels.
6. **Fold** dark brown solid lines inward—towards center.
7. **Fold** solid tan lines outward—away from center.
8. **Slide** tabs in front together and tabs in back together. Tape to hold.
9. **Poke** wooden skewers through “X” on 1st wheel, through dots on wagon box, and then through 2nd wheel. Repeat for wheel 3 & 4.
10. **Make** wagon tongue by folding lines inward & then in half to form a “V” shape. Slide into dotted lines at the front of the box (that have been cut). Tape to hold.
11. **Make** canvas top by cutting along dotted line, folding tabs inward toward brown bows & then gently rolling (with bows inside) & sliding into wagon box.
12. Make seat by folding along solid black lines. Tape in the front of the wagon.



Activity:





1. Explain: When the Saints were preparing to leave Nauvoo, George A. Smith asked those who were attending the October conference in the Nauvoo Temple to help the poor to move. He reinstituted the Missouri Covenant when he said: “When we were to leave Missouri the saints entered into a covenant not to cease their exertions until every saint who wished to go was removed, which was done.” *History of the Church*, 7:443. He then said they should make a similar covenant. After everyone agreed, Brigham Young promised: “If you will be faithful to your covenant, I will now prophesy that the great God will shower down means upon this people, to accomplish it [the resolution] to the very letter.” *History of the Church*, 7:465.
2. Display the “empty” covered wagon. Explain that you are going to pretend you are pioneers and have made a Covenant to help the poor. The church has donated this wagon to a poor family and we have volunteered to load it with provisions so they can migrate to Zion? (Tape the provisions to the wagon as you answer. Discuss what was necessity and what had to be left behind. As you load the wagon ask questions like: “The pioneers couldn’t stop at the store along the trail. How did they get fresh eggs?”)
3. Explain that most of the pioneers didn’t even have this many provisions and as they traveled west their supplies and rations dwindled to almost nothing.
4. Explain that as members of the Church today, we have also made a covenant to help the poor. Discuss ways you can keep this covenant and become “pure in heart.”



(Wagon Box)

(Tongue)





(Wagon Cover)

