



FHE

with

Living Scriptures

STREAMING

This Is the Right Place

Objectives:

- Emphasize the importance of establishing Zion upon the earth.
- Talk about how to keep covenants and become “pure in heart”.

Reinforces Principles of:

- Covenants

Each lesson contains 5 activities:

(Choose the activities that fit your family’s schedule.
Additional resources are provided as extra time may be available.)

Reverence Time: Song, prayer, scripture and video clip

Lesson Time: Lesson summary and points to ponder

Story Time: Story

Activity Time: Object lesson or activity

Treat Time: Prayer and theme related recipe



Reverence Time

Approximate Time: 5 minutes

Sing Together: Children’s Songbook #221 “Covered Wagons”
If you wish to have an online music file to accompany you visit:
<http://www.lds.org/churchmusic>

Prayer:

Scripture Time: Doctrine & Covenants 136:2, 4
2. Let all the people of the Church of Jesus Christ of Latter-day Saints, and those who journey with them, be organized into companies, with a covenant and promise to keep all the commandments and statutes of the Lord our God.
4. And this shall be our covenant—that we will walk in all the ordinances of the Lord.

Video Clip: Watch a clip (1:01:01 - 1:02:17) from the Living Scriptures Streaming Library, *Brigham Young* (The Modern Prophets series)



Lesson Time

Approximate Time: 5 minutes

Lesson Summary:

(For younger children, it may be helpful to summarize the following ideas):

Zion—Planted in the Valleys of the Mountains.

“President Brigham Young’s whole soul was dedicated to establishing Zion. He oversaw the gathering of nearly one hundred thousand Latter-day Saints to the valleys of the Rocky Mountains and colonized some four hundred cities and towns. He built temples and tabernacles, organized stakes and wards throughout the western United States, and sent missionaries to nearly every corner of the earth. No one understood better the sacrifice and effort required, but, as he said, ‘we are not going to wait for angels, ... we are going to build [Zion ourselves]’ (DBY, 443)” *Teachings of Presidents of the Church: Brigham Young* © 2007 Intellectual Reserve, Inc. All rights reserved.

Why did Brigham Young lead the Saints to the Salt Lake Valley? (So they [the Lord’s covenant people] could build Zion.)

“Wherefore, seek not the things of this world but seek ye first to build up the kingdom of God [or Zion], and to establish his righteousness, and all these things shall be added unto you.” *Joseph Smith Translation, Matt. 6:38*

This is the right place.

On July 24, 1847 upon entering the Salt Lake Valley, Brigham Young declared “This is the right place.”

How did Brigham Young know that the Salt Lake Valley was the right place to build Zion? (He had seen it in a vision.)

What is Zion? (The place where God lives and is worshipped on earth. Zion is often referred to as the Lord’s people [the pure in heart] or as the Church and its stakes.)

“Zion is established and flourishes because of the God-inspired lives and labors of its citizens. Zion comes not as a gift but because virtuous covenant people are drawn together and build it. President Spencer W. Kimball observed, ‘As we sing together “Come to Zion,” we mean ... come to the ward, the branch, the mission, the stake, and give assistance to build up Zion.’ Thus gathered in the Lord’s appointed way, Latter-day Saints conscientiously strive to bring forth Zion as the ‘kingdom of our God and his Christ,’ preparatory to the Lord’s Second Coming.” *Keith B. McMullin, Liahona, Nov 2002* © 2007 Intellectual Reserve, Inc. All rights reserved.

Points to Ponder:

What does it mean to be “pure in heart”? (Discuss ideas.)

Have we made covenants with the Lord to build Zion? (Yes.)

“Like the early pioneers, when we receive the covenants and ordinances of the gospel, we too begin a journey toward Zion—for Zion is not only a place, it is also a Christlike purity of heart (see D&C 97:21). President Young taught that we prepare for our journey by receiving ‘the ordinances of the holy Priesthood of the Son of God, which are necessary for the perfection of the Saints’ (Teachings of Presidents of the Church: Brigham Young [1997], 112)...Ordinances not only help us become pure as individuals, but they also unite us as a people...It was in this spirit of unity that most of the pioneers came to the American West.” *James E. Faust, Liahona, May 1998 © 2007 Intellectual Reserve, Inc. All rights reserved.*

What can we do as a family to help build Zion? (Discuss ideas.)

“Each family, under the direction of the father, can make its own home a Zion. Enthusiastic participation in the programs of the Church, especially the family home evening program, will bring obedience to this goal given by the Prophet Joseph Smith: ‘We ought to have the building up of Zion as our greatest object.’ (DHC, vol. 3, p. 390.)” *Roy W. Doxey, Ensign, Feb 1973 © 2007 Intellectual Reserve, Inc. All rights reserved.*

Quote:

“Zion can be built up only among those who are the pure in heart, not a people torn by covetousness or greed, but a pure and selfless people. Not a people who are pure in appearance, rather a people who are pure in heart. Zion is to be in the world and not of the world, not dulled by a sense of carnal security, nor paralyzed by materialism. No, Zion is not things of the lower, but of the higher order, things that exalt the mind and sanctify the heart.” *Spencer W. Kimball, Ensign, May 1978 © 2007 Intellectual Reserve, Inc. All rights reserved.*



Story Time

Approximate Time: 3 minutes

Amanda and her three small children huddled under the torn feather bed in their small cabin on the outskirts of Nauvoo. The mob had ransacked the cabin earlier that evening, while the widow and her children had hid in the cornfield. After it was dark, they had crawled back into the cabin to their present hiding spot.

“Shh, shh. Don’t cry little ones,” she soothingly whispered to try and calm her frightened children, “It’s going to be okay! The Lord will send help.”

One by one the children stopped their whimpers and fell asleep as Amanda lied next to them praying for help to come. Seven-year-old Jonathan awakened just as the first signs of light crept through the cabin windows.

“Have they come, yet, Mama?”

“Not yet, Johnny. But they will!”

Just then Amanda heard footsteps outside the cabin. She placed her hand gently over Jonathan’s mouth and whispered in his ear, “Shh. There’s someone coming.”

The door of the cabin pushed open and they heard men’s voices, “Looks like no ones here. I pray Sister Morley and her children made it out of here safe!”

Amanda pushed the feather bed off of her and the children. “Oh, I knew you would come. I just knew the Lord would send help!” she cried with relief.

Amanda held Jonathan’s hand as they followed the men carrying the two younger children to the wagon. A third man shuffled through the contents of the cabin before exiting with a quilt in his arms. “I’m afraid about all that’s left of your belongings is this quilt, Ma’am!” he solemnly said.

Tears burned Amanda’s cheeks as she took the precious quilt. “It was a wedding gift to my John. The first quilt I ever made completely by myself,” she said, clenching the quilt to her trembling body. She missed John terribly. “How could she and her children possibly go to Zion, now!” she thought to herself.

Some of the sisters in town helped Amanda and the children get settled into one of the homes that had been abandoned when the first group of Saints had left Nauvoo. “We’ll be here a few more days, Amanda. If you need anything else before then, just send Jonathan over.”

Amanda closed the door after thanking the women for their generosity and then knelt down to thank the

Lord for sparing their lives and sending the help she had so fervently prayed for. “Father, are we to be left behind?” she asked.

Amanda heard the voice clearly; “You will gather your family to Zion.”

With added strength and determination Amanda rose from her knees and looked toward the small desk that stood by itself in the abandoned home. Finding a piece of parchment paper and a quill pen, she sat down and wrote a letter to President Brigham Young. “How shall I gather?” she asked.

As the days passed, Saints left Nauvoo in droves and still Amanda had no word from President Young, but she didn’t get discouraged. She knew the Lord would provide a way for her and her children to join them. Meanwhile she busied herself, helping other families prepare for their journey west. “You must let us pay you Amanda!” Sister Gheen pleaded.

“I surely hope you’re not trying to keep me from receiving the Lord’s blessings!” Amanda answered with a chuckle.

“But...”

“Hush now! You have barely enough as it is for your own family!” Pleaded Amanda.

The two women embraced before Brother Gheen helped his wife into the wagon. Sister Gheen couldn’t keep the tears from streaming down her face as she watched the brave young widow, waving her good-byes, until they were out of sight.

The next morning Amanda awoke to a fervent knocking on the door. “Amanda, Amanda. Wake up!”

Amanda rushed down the stairs and opened the door to find Sister Gheen’s arms embracing her. “He sent us back to get you!” she exclaimed in racking sobs.

“Who? Who sent you?” Amanda asked.

“President Young!” Sister Gheen continued to sob. “He said, ‘Go to Nauvoo and bring Sister Gilbert and Sister Morley and all the Saints back!’ We have a wagon for you and Sister Murphy to share.”

Amanda’s eyes were swimming with tears of joy.

“Mama. How come you’re crying?”

Surprised, Amanda looked down to find her three little ones, awake, and standing next to her. Amanda knelt down and gathered them into her arms.

“Because I’m so happy!”

The children looked bewildered.

“These are ‘happy’ tears,” she explained. “The Lord has provided! We’re going to Zion!”

by Margie Nauta Lee



Activity Time

What you need: A copy of the of the “Covered Wagon” activity, scissors, tape, wooden skewer cut into (2) 4 1/2 inch lengths for axles, card stock, glue, and a small strand of yarn to tie cow to wagon.

Preparation:

1. **Print** out the art work.
2. Glue card stock to the back of the wagon box, wheels, and to half of the wagon seat.
3. Cut out all parts. (Set provisions aside after gluing the cow body together, leaving legs free.)
4. Glue the wheels together. Glue the seat together with the card stock in the middle.
5. **Cut** out the dots on wagon box, along dotted lines & across the “X” on wheels.
6. **Fold** dark brown solid lines inward—towards center.
7. **Fold** solid tan lines outward—away from center.
8. **Slide** tabs in front together and tabs in back together. Tape to hold.
9. **Poke** wooden skewers through “X” on 1st wheel, through dots on wagon box, and then through 2nd wheel. Repeat for wheel 3 & 4.
10. **Make** wagon tongue by folding lines inward & then in half to form a “V” shape. Slide into dotted lines at the front of the box (that have been cut). Tape to hold.
11. **Make** canvas top by cutting along dotted line, folding tabs inward toward brown bows & then gently rolling (with bows inside) & sliding into wagon box.
12. Make seat by folding along solid black lines. Tape in the front of the wagon.

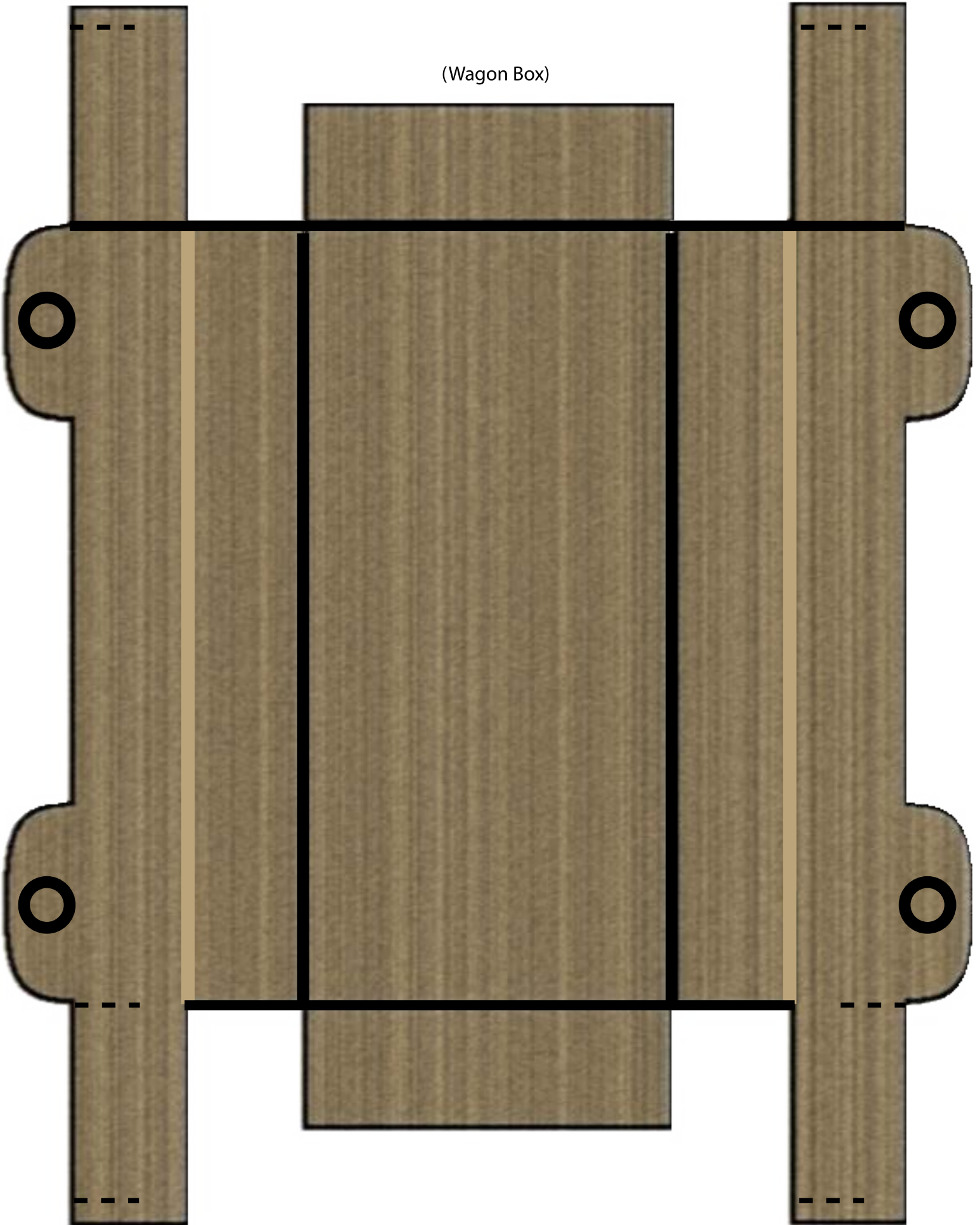


Activity:





1. Explain: When the Saints were preparing to leave Nauvoo, George A. Smith asked those who were attending the October conference in the Nauvoo Temple to help the poor to move. He reinstated the Missouri Covenant when he said: “When we were to leave Missouri the saints entered into a covenant not to cease their exertions until every saint who wished to go was removed, which was done.” *History of the Church, 7:443*. He then said they should make a similar covenant. After everyone agreed, Brigham Young promised: “If you will be faithful to your covenant, I will now prophesy that the great God will shower down means upon this people, to accomplish it [the resolution] to the very letter.” *History of the Church, 7:465*.
2. Display the “empty” covered wagon. Explain that you are going to pretend you are pioneers and have made a Covenant to help the poor. The church has donated this wagon to a poor family and we have volunteered to load it with provisions so they can migrate to Zion? (Tape the provisions to the wagon as you answer. Discuss what was necessity and what had to be left behind. As you load the wagon ask questions like: “The pioneers couldn’t stop at the store along the trail. How did they get fresh eggs?”)
3. Explain that most of the pioneers didn’t even have this many provisions and as they traveled west their supplies and rations dwindled to almost nothing.
4. Explain that as members of the Church today, we have also made a covenant to help the poor. Discuss ways you can keep this covenant and become “pure in heart.”

(Wagon Box)

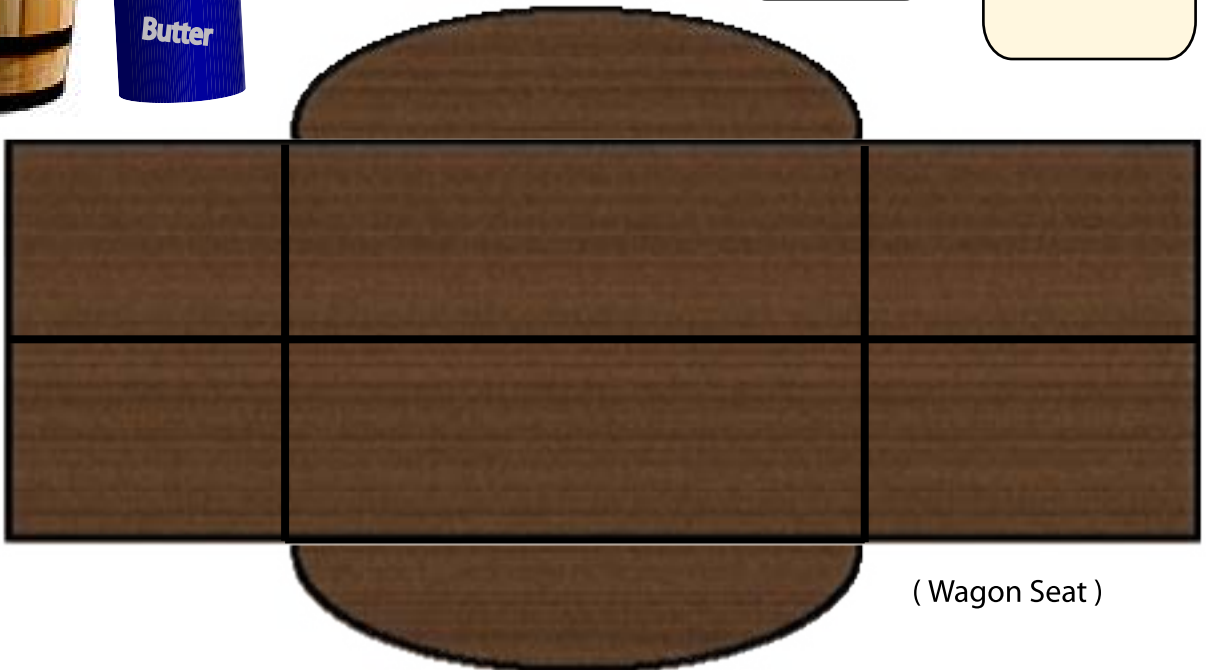

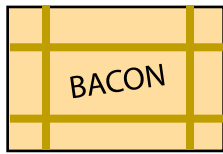

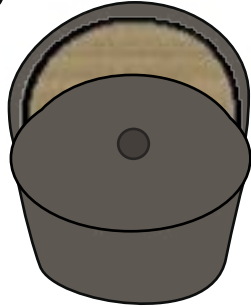

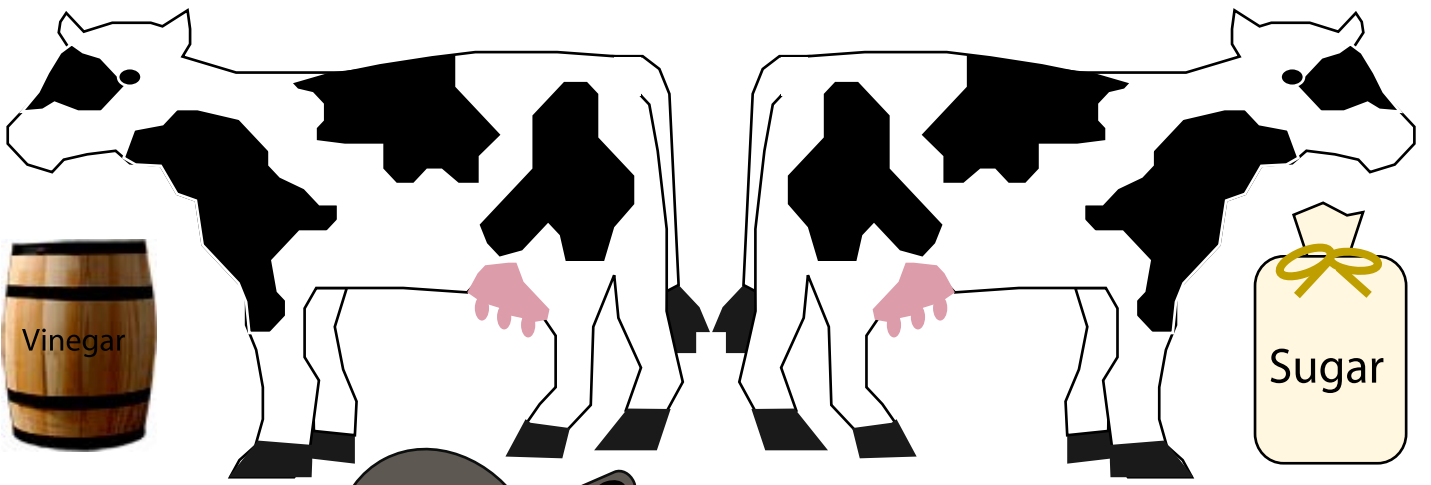


(Tongue)





(Wagon Cover)





Treat Time

Approximate Time: 60 minutes

Prep Time: 2 minutes

Cook Time: 35 minutes

Cool Time: 10 minutes

Dutch Oven “Vinegar Taffy”

2 1/2 cups sugar

1/2 cup water

1/4 cup vinegar

1 Tbls. butter

1/8 tsp. salt

2 tsp. vanilla extract



Combine all ingredients, except vanilla, in a 2 quart Dutch oven (or 2 quart heavy sauce pan). Cook over low heat, stirring gently, until sugar dissolves (about 7 minutes). Cover and cook over medium heat 3 minutes. Uncover and Using pastry brush from hot water bath, wash down small segment of side of pot to remove any sugar crystals. Do not scrape sides of pan. Continue to cook over medium heat, without stirring until mixture reaches soft crack stage; when a drop of boiling syrup immersed in cold water separates into hard though pliable threads; 270 degrees F.; about 25 minutes. (For a softer taffy cook to a hard ball stage; a drop of boiling syrup immersed in cold water forms a rigid ball. Though the ball is hard, it will still be somewhat pliable; 260 degrees F.)

Remove from heat. Stir in vanilla. Pour candy onto a buttered jelly roll pan or marble slab. Let cool to touch (about 10 minutes).

Treat Time: Butter hands, and pull candy until light in color and difficult to pull. Twist and pull into ropes about 1 inch in diameter. Cut into 1 inch pieces. Wrap each piece in wax paper.

(Taffy was a special sweet treat for the pioneers. It takes only a few basic ingredients, it is fun to make and a small piece lasts a long time when you let it slowly dissolve in your mouth.)