



NEW TESTAMENT 2019

Come Follow Me  
with  
*Living Scriptures*  
STREAMING

## He Will Come Again

JST-Matthew 1; Matthew 25; Mark 12-13; Luke 21

### Objectives:

- Talk about how you need to be prepared before the bridegroom (Jesus Christ) comes again.
- Emphasize that you can't share your spiritual oil, but you can help teach others how to obtain their own.

### Reinforces Principles of:

- **Second Coming**

### This Lesson contains 5 activities:

Choose the activities that fit your family's schedule.

Use on Mondays to introduce the topic, or the following Sunday to review.

**Reverence Time:** Song, prayer, scripture and video clip

**Lesson Time:** Lesson summary and points to ponder

**Story Time:** Story

**Activity Time:** Object lesson or activity

**Treat Time:** Prayer, theme related recipe



# Reverence Time

Approximate Time: 5 minutes

**Sing Together:** “When He Comes Again” Children’s Songbook page 82  
If you wish to print sheet music or have an online music file to accompany you visit:  
<https://www.lds.org/music/library/childrens-songbook/when-he-comes-again>

**Prayer:**

**Scripture Time:** Luke 21:36

36. Watch ye therefore, and pray always, that ye may be accounted worthy to escape all these things that shall come to pass, and to stand before the Son of man.

**Video Clip:** Watch clips from the Living Scriptures Streaming Library, *The Kingdom of Heaven and The Signs of the Times* (The Dramatized New Testament). You can find the clip at <https://www.livingscriptures.com/fhe-lesson-he-will-come-again>



# Lesson Time

Approximate Time: 10-15 minutes

## Lesson

**Summary:** Jesus Christ first came to earth as a baby, born in a manger and was not widely accepted as the Messiah. When He comes the second time, it will be in power and great glory.

Before the Second Coming there will be many trials and tribulations. Heavenly Father has given us signs to watch for so that we will be ready to stand before our Savior. If we are faithful we will know what the signs are and will be watching for them. We can learn what signs to watch for through scripture study.

One story in the scriptures that teaches us the importance of being prepared for the coming of Jesus is the parable of the ten maidens. In this parable, Jesus is like the bridegroom and members of His Church are like the ten maidens. We too know that He will come again, but we do not know when, “Watch therefore, for ye know neither the day nor the hour wherein the Son of man cometh.” (Matt. 25:13.) If we are prepared, like the five wise maidens, we will be ready when He comes.

The blessing is that as we prepare in faith, that God will stay with us through every trial until the day of His coming. We will receive future blessings that will not corrupt nor fade away. (See 1 Peter 1:3–5. ) Till that time we also have the blessing of hope and confidence in His faithfulness, that He will finish the work He’s begun in us. (See Philippians 1:6.) We will abide in His love and be filled with joy as we keep His commandments. (See John 15:10.)

## Points to

### Ponder:

**Do we need to prepare for the Second Coming?**

The Lord instructed the Prophet Joseph Smith, “Prepare ye, prepare ye for that which is to come, for the Lord is nigh.” (D&C 1:12.)

**What can we do to prepare for the Second Coming?** (discuss ideas)

**Have some of the signs of the Second Coming already been or now being fulfilled?** (Yes. Discuss ideas)

**Are all the signs of the Second Coming frightful?**

Discuss some of the joyful signs: Restoration of the Gospel, the coming forth of The Book of Mormon, the coming of Elijah, the gospel preached to all the world, the building of the New Jerusalem, etc.

**What did Jesus want us to learn from the parable of the 10 virgins?** (Discuss ideas.)

**Why wouldn't the wise maidens share their oil with the foolish maidens?** (Discuss ideas.)

**Why were the foolish maidens turned away after the door was shut?** (Discuss ideas.)

**What blessings are in store for us if we are spiritually prepared?** (Discuss ideas. See D&C 76:62–63.)

**Quote:**

“It’s all in the holy scriptures, and of all the great events of the history of the world, as far as the prophets have foretold, the greatest is the preparation for the coming of the Savior in the latter days, when He will come in power and great glory, with all the holy angels, as King of kings and Lord of lords.” *LeGrand Richards*



## Story Time

Approximate Time: 2 minutes

Melanie peered deeply into the little clay lamp that was cradled in her tiny hands. “Oh, no!”

“What’s wrong, Melie? Don’t you *like* the gift Grandma sent you?” Mother asked with concern.

“Oh, yes, I like it a lot. It’s just...,” Melanie motioned for Mother to come closer so she could whisper in her ear. “There’s *no oil* in my *lamp*. I *don’t* want to be *foolish*.”

“We definitely don’t want to be foolish,” Mother answered in a hushed voice, “What should we

“Get some *oil!*” Melanie exclaimed out loud.

“Okay, then!” Mother said, leading Melanie by the hand into the kitchen. Mother stood on her small step stool and reached for the big gallon can of olive oil that stood on the shelf above the cupboards.

Melanie eagerly placed her little lamp on the counter and held it still for Mother to fill.

“Before I fill your lamp,” Mother warned, “you must *promise* me that you will *never, ever* light lamp by yourself. *Promise?*” Mother asked.

“I promise, Mommy! I don’t play with matches ’cause I *don’t ever* want to get burned like Uncle did when *he* was little.”

Mother winced with the memory of the agony her brother had gone through after he had been burned while playing with matches as a child. “That’s good, because *I* don’t ever want to see *anyone* I love go through all that pain and anguish again,” she said softly before filling the little vessel with oil.

“There, your lamp is filled,” Mother stated. “Now are *you* prepared, Melie?” she asked.

“Hmm,” Melanie thought for a moment, “I don’t think *I* am, but my *lamp* is!” she concluded.

“You’re pretty smart for one so small. You know there’s a lot to learn and do in order for us to be prepared for Jesus’ return. Like reading our scriptures, attending our Church meetings ...”

“And saying our prayers,” Melanie enthusiastically added.

“And saying our prayers,” Mother agreed. Mother then struck the match and placed it against the cotton wick.

“Turn off the lights, Mommy,” Melanie pleaded.

Mother flipped the light switch off and the light from the little oil lamp glowed in the darkness.

Melanie placed her chin down on the counter near the lamp. “Oh, look how pretty it is, Mommy!” She exclaimed with gleaming eyes as she watched the little flame dance.

The heavenly glow emanating from the flame cast a soft halo above Melanie’s angel face. “Beautiful indeed,” Mother said in awe.

Then while taking in the majestic scene, Mother silently prayed, *Dear Heavenly Father, please help me fill this precious vessel with the spiritual oil of preparedness she will need for thy Son’s return..*

by Margie Nauta Lee



## Activity Time

**What you need:** A copy of the “Oil of Preparedness” activity (artwork included with this lesson), self-adhesive laminating sheets, scissors, X-acto knife, glue and tape.

**Preparation**

1. Laminate artwork (on instruction page; laminate oil drops only).
2. Cut out artwork.
3. Use X-acto knife to cut through dashed lines on artwork.
4. Assemble lamp according to directions on instruction page.

**Activity:** (Younger children will need help from an older sibling or parent.)

1. Who does the bridegroom represent in the parable of the ten virgins? (The Savior.)
2. Who do the ten virgins represent? (Members of the Church.)
3. What does the wedding represent? (The Savior’s Second Coming.)
4. What does the oil in the lamps represent? (Preparation for the Second Coming.)

5. Read: “In the parable, oil can be purchased at the market. In our lives the oil of preparedness is accumulated drop by drop in righteous living.”  
*Spencer W. Kimball, Faith Precedes the Miracle. Shadow Mountain Pub.*



6. Divide up oil drops among family members. Hold the lamp in one hand and the end of the flame with the other with flame not showing.

7. Have family members take turns telling what they can do to prepare for the Second Coming; then putting their oil drop into the slit adjacent to the flame. With each drop of oil raise the flame slightly. When all the oil drops are in the lamp the flame should be full.

8. Ask: Why didn’t the wise virgins share their oil? (Discuss ideas.)

9. “The wise were not unkind or selfish when they refused oil to the foolish in the moment of truth. The kind of oil needed by all of us to light up the darkness and illuminate the way is not shareable.” *Marvin J. Ashton, Ensign, May 1974, © Intellectual Reserve, Inc. All rights reserved.*

10. Conclude: Although we can’t share our oil of preparedness at the last days; as family members and as members of the Church we can help each other prepare for that time through love, encouragement, teaching gospel principals and bearing testimony.

## Paper Oil Lamp Instructions

1. Fold the flame in half along solid dark line. Glue together. Fold again along red line to serve as a stop for the flame when it is fully extended.
2. Fold handles in half along solid lines. Glue together.
3. Lay piece #2/3 face down on piece #1/2; leaving a 1/4 inch space along side #2 (see diag.1). (The numbers showing on wrong side in diagram is for placement purposes only.)
4. Fold the 1/4-inch space on piece #1/2 over the top of piece #2/3; tape securely (see diag. 2).
5. Lay piece #3/4 face up on piece #2/3; leaving a 1/4-inch space along side #3 (see diag. 3).
6. Fold the 1/4-inch space on piece #2/3 over the top of piece #3/4; tape securely (see diag. 4).
7. Repeat with remaining pieces until all six pieces are taped together fan style. (Do not tape piece #1/2 to piece #8/1 at this point or you won't be able to open without tearing.)
8. Reinforce the seams on top and bottom with more tape. Carefully open; with all pieces facing out; forming a ball.
9. Fold down 1/4-inch along side #1 of piece #1/2 and tape securely to piece #1/8 to form the vessel of the lamp.
10. Tape top onto vessel to cover the hole.
11. Tape bottom onto vessel to cover the hole.
12. Put handle ends into the slits on sides of vessel and tape securely.
13. Thread flame through slit in bottom and corresponding slit in top.

Diagram (1)

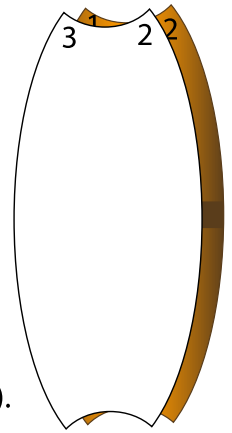


Diagram (2)

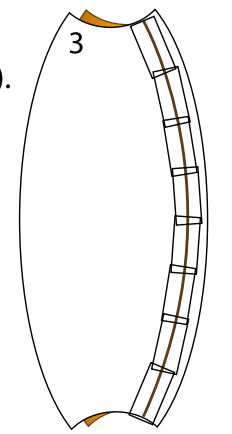


Diagram (3)

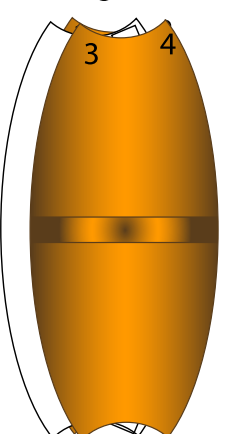

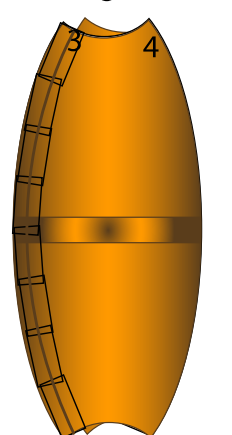





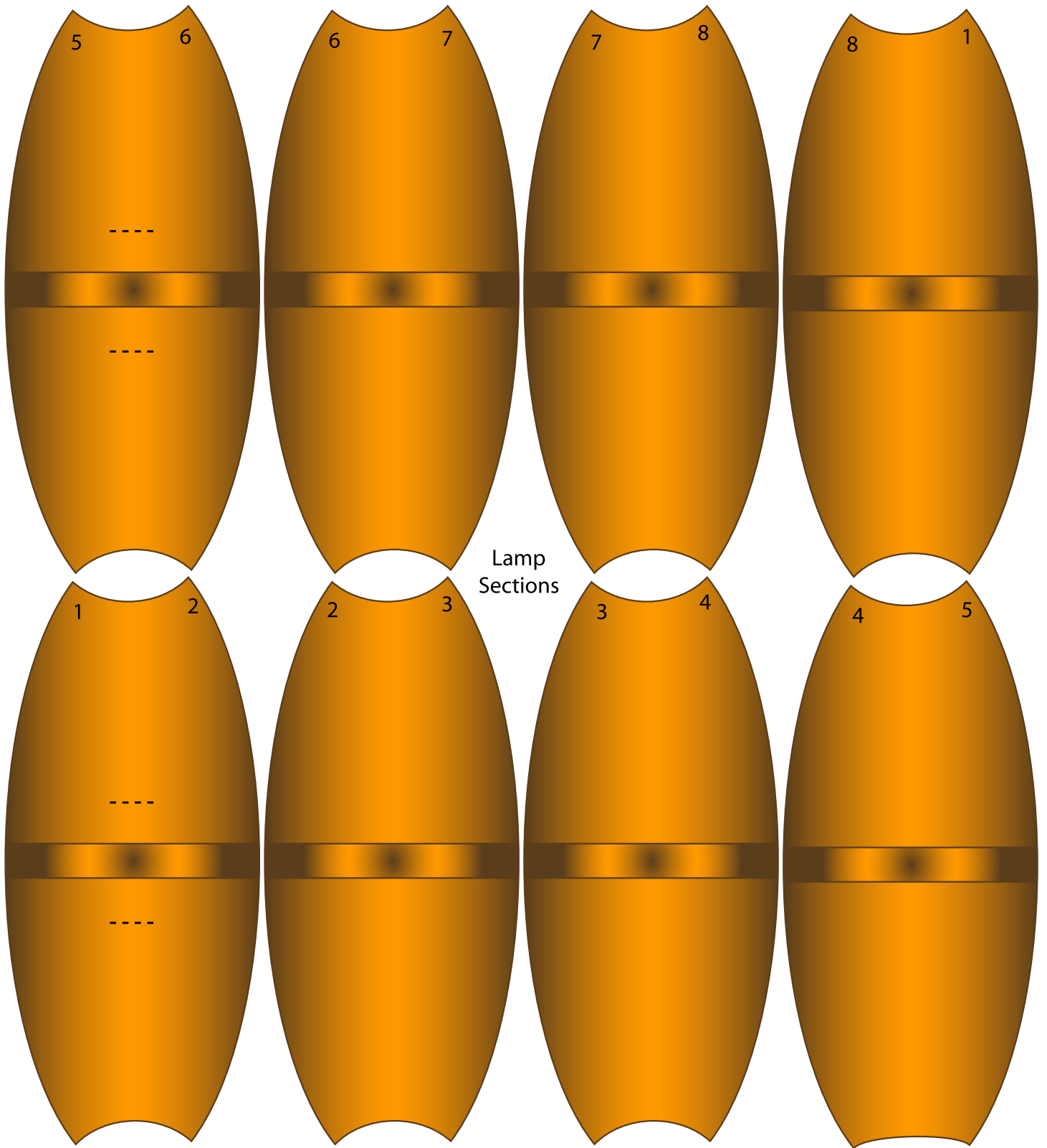


Diagram (4)









Lamp  
Sections



# Treat Time

**Approximate Time: 35 minutes**

**Prep Time:** 10 minutes

**Cook Time:** 10 minutes

**Chill Time:** 15 minutes

## “The Sun” Treats (Lemon Chiffon Cream Tarts)

### Crust

3 ounces cream cheese, softened

1/2 cup butter, softened

1 cup all-purpose flour

15 drops yellow food coloring


### Filling

1 (14 ounce) can sweetened condensed milk

1/3 cup lemon juice

2 (10 ounce) container frozen whipped topping, softened

20 drops yellow food coloring



Crust: Preheat oven to 325 degrees F. Blend with electric mixer, cream cheese with the butter. Stir in flour just until mixed well. . Chill for 15 minutes. Dough can be made ahead and chilled for up to 24 hours.

**Treat Time:** Divide dough into 12 balls. Give each family member one ball. Press or roll into a four inch circle. Pinch around edges into points to make sun rays. Press into muffin cups. Pierce bottoms and sides of crusts with fork. Bake for 10 minutes, or until light brown. Prepare filling while crusts bake.

Filling: Mix together until smooth the sweetened condensed milk, lemon juice and 15 ounces whipped topping. Reserve 5 ounces of whipped topping for garnish. Pour into baked shells. If you are not going to eat immediately, cool crust before adding filling. Top your suns with clouds (the reserved 5 ounces of whipped topping).

**Closing Prayer** and blessing on the food.