

 **NEST Complete Learning System™**

**THE
ANIMATED
STORIES FROM
THE
BIBLE®**

Resource & Activity Book



Ruth

By: Kim Freeberg, Michelle Garst,
Tony Salerno and Katherine Vawter

 **NEST Family Entertainment™**

Parent and Teacher Guide

Studies have proven learning is enhanced through the use of several senses. A recent study shows that we retain 10 percent of what we see, 20 percent of what we hear, and 50 percent of what we see and hear. But when we see, hear and do, we retain 90 percent of the information.

(Lisa Marie Nelson, Ph.D., Author "The Healthy Family Handbook").

The purpose of this Resource & Activity Book is to help children learn and retain the story theme and principles in a fun and educational way. Your children will love coloring pages, solving puzzles, matching games, completing word searches, and much more! Each Resource & Activity Book also features challenging questions and activities for children from preschool through middle school. And in the rare case you don't know an answer, there's an answer key in the back!

LEVEL OF DIFFICULTY

The activities in this book are designed in three levels of difficulty designated by symbols. The activities with one symbol are geared towards younger children while the activities with two and three symbols become increasingly challenging for older children.



RATING
Level One
Easy



RATING
Level Two
Intermediate



RATING
Level Three
Advanced

PERMISSION TO REPRODUCE

This Resource & Activity Book contains proprietary information, which is protected by copyright. All rights are reserved. However, any part of this book may be reproduced for personal or classroom use as long as it is not sold. Such permission does not include the storage of any part of this publication in a retrieval system or the transmission of such, in any form, or by any means, electronic, mechanical, recording, etc., without prior written permission of the publisher. This permission applies only to the printed material in this Resource & Activity Book and does not extend to any audio or video production released or distributed by NEST Family Entertainment™. For additional certificates or Resource & Activity Books, contact: NEST Family Entertainment™, LLC. 1461 S. Beltline Rd., Suite 500, Coppell, TX 75019.

TABLE of CONTENTS

Parent and Teacher	2		
Scriptural References	4-5	<i>Color Page - Boaz tells Ruth...</i>	25
Activities & Color Pages:		<i>What Happened First?</i>	26
<i>Color Page - A famine forces...</i>	6	<i>Color Page - Ruth works hard...</i>	27
<i>Picture Code</i>	7	<i>Follow the Line</i>	28
<i>Alphabet Maze</i>	8	<i>Color Page - The good man Boaz...</i> ..	29
<i>Circle the Answer</i>	9	<i>God's Family Tree</i>	30
<i>High and Low</i>	10	<i>My Family Tree</i>	31
<i>Color Page - Orpah and Ruth help...</i> ..	11	<i>Word Jumble</i>	32
<i>Word Whirls</i>	12	<i>Color Page - Naomi prepares Ruth...</i> ..	33
<i>Color Page - Naomi tells Orpah...</i>	13	<i>Match-Ups</i>	34
<i>Crossword</i>	14	<i>Color Page - Ruth tells Boaz...</i>	35
<i>Color Page - Orpah tells Naomi...</i>	15	<i>Circle the Words</i>	36
<i>Color the Squares</i>	16	<i>Color Page - Boaz makes a deal...</i> ..	37
<i>Ruth's Mystery Message</i>	17	<i>Mystery Picture</i>	38
<i>Color Page - Ruth begs to go...</i>	18	<i>Color Page - Boaz marries Ruth...</i> ..	39
<i>Ruth's "Vow"els</i>	19	<i>Too Many Words</i>	40
<i>Word Search</i>	20	<i>True or False</i>	41
<i>Picture Wheel</i>	21	<i>Take an *S.A.T.</i>	42
<i>Color Page - Ruth tells Naomi...</i>	22	<i>Points to Ponder</i>	43
<i>Going to the Field</i>	23	<i>Answer Key</i>	44-46
<i>Hidden Picture</i>	24	<i>Certificate of Achievement</i>	47

SCRIPTURE REFERENCES

Barley Harvest, Naomi And Ruth Arrive In Bethlehem During	Ruth 1:22
Bethlehem, Elimelech And Naomi Are From	Ruth 1:1-2
Boaz And Ruth Have A Son.	Ruth 4:13
Boaz Asks His Servant Who Ruth Is.	Ruth 2:5
Boaz Buys All That Belonged To Elimelech And His Two Sons.	Ruth 4:9
Boaz Goes To The Gate To Meet Naomi's Nearest Kinsman.	Ruth 4:1
Boaz Is From The Same Clan As Elimelech.	Ruth 2:3
Boaz Is Responsible As A Kinsman For Naomi And Ruth.	Ruth 3:11-13
Boaz Marries Ruth And Takes Responsibility For Her And Naomi.	Ruth 4:13
Boaz Tells Ruth She May Glean In His Fields Only.	Ruth 2:8
Boaz, Ruth Gleans In A Field Belonging To	Ruth 2:3
Chilion Dies And Leaves Orpah A Widow.	Ruth 1:5
Chilion Is A Son Of Elimelech And Naomi.	Ruth 1:2
Chilion Is Married To Orpah.	Ruth 1:4
Chilion's Property Is Sold To Boaz.	Ruth 4:9
Elimelech Dies.	Ruth 1:3
Elimelech Is A Kinsman Of Boaz.	Ruth 2:3
Elimelech Is The Husband Of Naomi.	Ruth 1:2
Elimelech Takes Naomi And Sons From Bethlehem To Moab.	Ruth 1:1-2
Elimelech's Property Is Sold To Boaz.	Ruth 4:9
Famine, Elimelech Forced To Move Because Of A	Ruth 1:1
Field, Ruth Gleans In Boaz's	Ruth 2:3
Glean, Ruth Goes To A Field To	Ruth 2:3
Kinsman, Boaz Is A Near	Ruth 2:3,20;
	Ruth 3:12
Mahlon Dies And Leaves Ruth A Widow.	Ruth 1:5
Mahlon Is A Son Of Elimelech And Naomi.	Ruth 1:2
Mahlon Is Married To Ruth.	Ruth 1:4; 4:10
Mahlon's Property Is Sold To Boaz.	Ruth 4:9
Marriage Of Boaz And Ruth	Ruth 4:13
Moab, Elimelech And Naomi Move To	Ruth 1:1-2
Moab, Orpah And Ruth Are From	Ruth 1:4
Naomi Advises Ruth What To Do About Boaz.	Ruth 3:1-4
Naomi And Elimelech Move With Their Two Sons To Moab	
Because Of The Famine.	Ruth 1:1
Naomi And Ruth Go To Bethlehem.	Ruth 1:19,22
Naomi Becomes A Widow.	Ruth 1:3
Naomi Decides To Return To Bethlehem.	Ruth 1:6
Naomi Has A Grandson Named Obed.	Ruth 4:17
Naomi Has Two Sons, Mahlon And Chilion.	Ruth 1:2
Naomi Is Blessed By The Women Of Bethlehem.	Ruth 4:14-15
Naomi Is Close Kin To Boaz.	Ruth 2:20

SCRIPTURE REFERENCES

Naomi Is From Bethlehem In Judah.	Ruth 1:1
Naomi Is Loved By Ruth.	Ruth 1:14
Naomi Is The Wife Of Elimelech.	Ruth 1:2
Naomi Sells Her Land To Boaz.	Ruth 4:9
Naomi Tells Her Daughters-In-Law To Return To The Home Of Their Mothers.	Ruth 1:8
Naomi's Two Sons Die.	Ruth 1:5
Obed Is The Grandfather Of David.	Ruth 4:22
Obed Is The Son Of Boaz And Ruth.	Ruth 4:13,17
Orpah Is A Widow.	Ruth 1:5
Orpah Is From The Land Of Moab.	Ruth 1:4
Orpah Is Married To Chilion.	Ruth 1:4
Orpah Stays In Moab With Her People.	Ruth 1:14-15
Redeem Elimelech's Property, The Nearest Kinsman Cannot	Ruth 4:6
Ruth And Boaz Have A Son.	Ruth 4:13
Ruth And Her Property Are Purchased By Boaz.	Ruth 4:10
Ruth Asks Naomi To Let Her Go And Glean Grain For Food.	Ruth 2:2
Ruth Asks The Servant If She Can Glean After The Reapers.	Ruth 2:7
Ruth Becomes A Widow.	Ruth 1:5
Ruth Becomes The Wife Of Boaz.	Ruth 4:13
Ruth Bows Down And Thanks Boaz For His Kindness.	Ruth 2:10
Ruth Brings Much Grain Home To Her Mother-In-Law.	Ruth 2:18-19
Ruth Gleans In A Field Belonging To Boaz.	Ruth 2:3
Ruth Gleans In Boaz's Field Until The End Of The Harvest.	Ruth 2:23
Ruth Has Good Reputation.	Ruth 2:11; Ruth 3:11
Ruth Is Better To Naomi Than 7 Sons.	Ruth 4:15
Ruth Is Blessed By Boaz For Her Faithfulness To Naomi.	Ruth 3:10
Ruth Is From The Land Of Moab.	Ruth 1:4
Ruth Is Given 6 Measures Of Barley By Boaz To Take Home.	Ruth 3:15
Ruth Is Told What To Do By Naomi.	Ruth 3:3-4
Ruth Is Welcomed By Boaz To Work In His Field.	Ruth 2:8-9
Ruth Leaves Moab And Goes With Naomi To Bethlehem.	Ruth 1:19
Ruth Lies Down At The Feet Of Boaz While He Is Sleeping.	Ruth 3:7
Ruth Makes A Vow To Naomi.	Ruth 1:16-17
Ruth Marries Mahlon, Son Of Elimelech And Naomi.	Ruth 1:4
Ruth Prepares To Meet Boaz At The Threshing Floor.	Ruth 3:3
Ruth Tells Boaz He Is A Near Kinsman And Should Take Care Of Her And Naomi.	Ruth 3:9
Ruth Tells Naomi She Gleaned In A Field Belonging To Boaz.	Ruth 2:19
Ruth's Son Is Named Obed.	Ruth 4:17
Shoe Given As A Testimony Of Transferring Property	Ruth 4:7-8
Threshing Floor, Boaz Winnows Grain On The	Ruth 3:2



A famine forces Elimelech and Naomi
to leave Bethlehem and go to Moab.

Ruth 1:1-2


PICTURE CODE




“There was a famine in the land.” (Ruth 1:1)

What happens when there is a famine?

Work the puzzle and you will find the answer. Write the name of the picture on the blanks. Then write the numbered letter on its number blank below.



13 9 _____




10 6 7 2



1 4 3 5



_____ 11 12 _____



_____ 8 _____

1 2 3 4 5 6 7

8 9 10 11 12 13



ALPHABET MAZE

Why did Naomi and her family move from Bethlehem to Moab? Solve the puzzle below to find the answer.

Step One: Starting with the "A" in the upper left corner, draw a continuous line through the letters of the alphabet in their correct order until you reach the "Z." You may move one square at a time - up, down, or sideways.

**START
HERE**


A	B	T	H	E	P	Q	R	S	R
E	C	D	W	A	O	S	A	T	F
A	M	E	I	N	N	E	V	U	I
N	G	F	T	L	M	H	W	X	E
L	H	I	J	K	A	N	D	Y	Z

**END
HERE**

Step Two: As you move from left to right in each row of the maze, write the remaining letters in order on the blanks below. The letters spell the reason Naomi and her family moved from Bethlehem to Moab.

Circle the Answer

Which pictures show a famine in the land? Circle the correct answer.



Rain



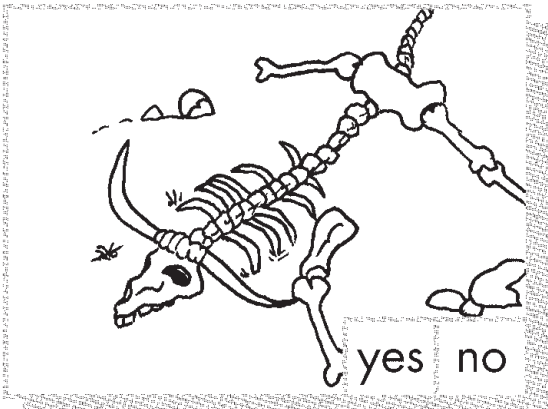
No food



Plants die



Trees have fruit



Animals die



People are hungry



HIGH & LOW

**From which country did Ruth come?
Solve the puzzle below to find her country.**

Step One: Cross off all of the squares in the puzzle that have numbers less than 10.

	10	1	11	2	12	13		14	3	15	4	16	
	R	A	U	B	T	H		W	C	A	D	S	
17	5	18	6	19	7	8	20		21	22	9	1	23
F	E	R	F	O	G	H	M		T	H	I	J	E
	24	2	25	3	26	4	5	27		28	6	29	
	L	K	A	L	N	M	N	D		O	O	F	
30	7	8	9	31	1	2	3	4	32	5	6	7	33
M	P	Q	R	O	S	T	U	V	A	W	X	Y	B

Step Two: Starting at the top, move from the left to right and write the letters with numbers 10 and higher on the blanks below. The letters spell seven words that tell you Ruth's country.



Orpah and Ruth help Naomi
with the work.

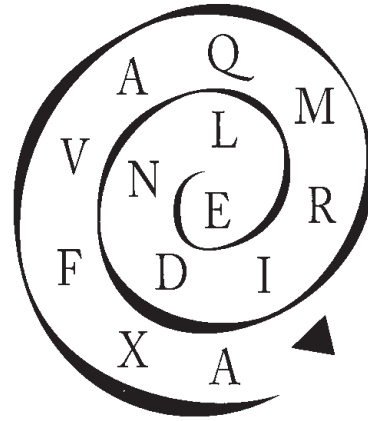
Ruth 1:4

Word Whirls


On each word whirl below, begin at the arrow and circle the first letter. Then circle every other letter. The circled letters make a word that answers the question below each puzzle. Write your answers in the blanks.




- ① Where did Elimelech and his family live before they moved to Moab?



- ② What caused the family to move? (2 words)



- ③ What happened to Naomi's husband and sons? (2 words)



- ④ What were the names of Naomi's daughters-in-law? (3 words)




Naomi tells Orpah and Ruth
she is going back to Bethlehem.

Ruth 1:6



CROSS WORD



Across

1. Naomi's home city.
4. Ruth's mother-in-law.
8. Lack of food and water.
9. She married Chilion.
11. Woman whose husband has died.
13. She married Boaz.
14. Close relative.
15. Son of Ruth and Boaz.

Down

1. Naomi's kinsman.
2. Naomi's husband.
3. Country where Ruth lived.
5. Naomi's oldest son.
6. Reaping and gathering of grain.
7. Naomi's younger son.
10. A married man.
12. A married woman.



Orpah tells Naomi goodbye and returns
to her mother's house in Moab.

Ruth 1:14



Color the

S Q U A R E S

Some of Ruth's words have become well known. In this puzzle, color all squares that have M, Z, X's, red. Then write the remaining letters on the lines. Read the words.

X X Z W X H M E Z R M M E X

— — — — —

E Z V Z E Z Z R X X Y O Z U

— — — — —

Z G Z O Z X I X W X I X L L

— — — — —

G W O A X N D W Z H E M R E

— — — — —

Y X O X U X M L X I V X E X

— — — — —

I M W I Z L X L Z L I Z V E

— — — — —

Ruth

MYSTERY MESSAGE



Orpah did not return to Bethlehem with Naomi and Ruth. Follow the two steps below to decode the message and discover what she did instead.


Step One: Each picture below is something or someone from the story of Ruth. Match each picture with a word in the Word Box and write the word in the blanks.

Word Box

NAOMI	FIELDS	RUTH	ELIMELECH	BOAZ
-------	--------	------	-----------	------



1 2 3



4 5



6 7



8 9 10



11 12 13

Step Two: Write the numbered letters in their correct blanks below to decode the mystery message.

5 10 9

1 9 3 2 1 11 9 4

3 12

10 9 1

10 12 8 9

13 11

8 12 7 6



Ruth begs to go with Naomi
to Bethlehem.







Ruth 1:16-17

Ruth's "VOW"els



Ruth showed her loyalty by making a vow to Naomi. A vow is a promise or pledge. This vow has become so famous that songs have been written with her words.

Find this famous vow by matching each shape below the blank with its shape in the Code Box. Write the vowel in the correct blank.

Code Box					
					
a	e	i	o	u	y

Ruth's Vow

"Wh_ th_ r th_ _ g_ _ st _ w_ ll

□ ○ □ □ □ ○ □ □

g_ ; _ nd wh_ r_ th_ _ l_ dg_ st _

□ △ ○ ○ □ □ □ ○ □

w_ ll l_ dg_ ; th_ p_ _ pl_ sh_ ll

□ □ ○ ○ □ □ △

b_ m_ p_ _ pl_ , _ nd th_ G_ d

○ ○ ○ □ ○ △ ○ □

m_ G_ d ."

○ □

Ruth 1:16



WORD SEARCH

Find and circle all of the words that are hidden in the puzzle below. Words are down, across, diagonal, and backwards. You will find a list of these words in the Word Box at the bottom of the page.

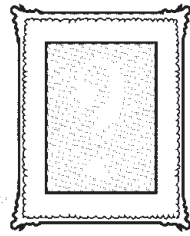


E A H A P R O E F W I D O W G H I R
 B L C O R J X Y N Z Q P A B R S E T
 G C I D O K E O F M T S E V R A H G
 O L H M P I K I N S M A N J P K L M
 D N O P E Q W G R S U V T E U F V W
 O X B Y R L Z A L B C D R E E A G W
 F L O Q T R E D L E H S J K G M I I
 I O A V Y L M C O R A F R E O I B F
 S Q Z S H J M A H L O N A B R N U E
 R F S B N O V V I Q N J E O I E U A
 A D Q C A X U M X P R D Q R J M H G
 E L P B I R O L F D R J K F S N A E
 L M O C K A S M N D H U S B A N D V
 Q D N J N O I L I H C S E Q J G I O
 S R M E H E L H T E B R O N R U T H

WORD BOX

- | | | | |
|--------------|--------------|-------------------|--------------|
| 1. RUTH | 6. CHILION | 11. GOD OF ISRAEL | 16. GLEANERS |
| 2. NAOMI | 7. FAMINE | 12. KINSMAN | 17. REAPERS |
| 3. ORPAH | 8. BETHLEHEM | 13. BOAZ | 18. WIFE |
| 4. ELIMELECH | 9. MOAB | 14. PROPERTY | 19. HUSBAND |
| 5. MAHLON | 10. WIDOW | 15. HARVEST | 20. OBED |

PICTURE




WHEEL



Work the puzzle below to find an important character quality that Ruth had.

Match each picture in the Picture Wheel with a picture below it. Write the matching

letter in the box below the picture. The letters spell the character quality that Ruth had.



BONUS! In you own words, write in the blanks below why you think this quality is important.




Ruth tells Naomi she is going
to look for food.

Ruth 2:2

GOING TO THE FIELD

Can you help Ruth get to the field?



Hidden Picture

Ruth worked in the grain fields.
There are seven hidden stalks of grain in this picture. Can you find them? Circle them and color the picture.





Boaz tells Ruth she is welcome
to gather grain in his field.

Ruth 2:8-9

WHAT HAPPENED FIRST?

Look at the pictures. They are not in order. Draw a line from the numeral 1 to the picture that shows what happened first in the story of Ruth. Then match the 2 with the picture that comes second. Then finish the sequence.




1



2



3



4



5




Ruth works hard all day
to gather grain.

Ruth 2:17



FOLLOW
The Line

Ruth was very kind. Follow the lines to the letters. Write the letter on the blank above the line. You will find one way Ruth was kind to her mother-in-law.





The good man Boaz
is kin to Naomi.

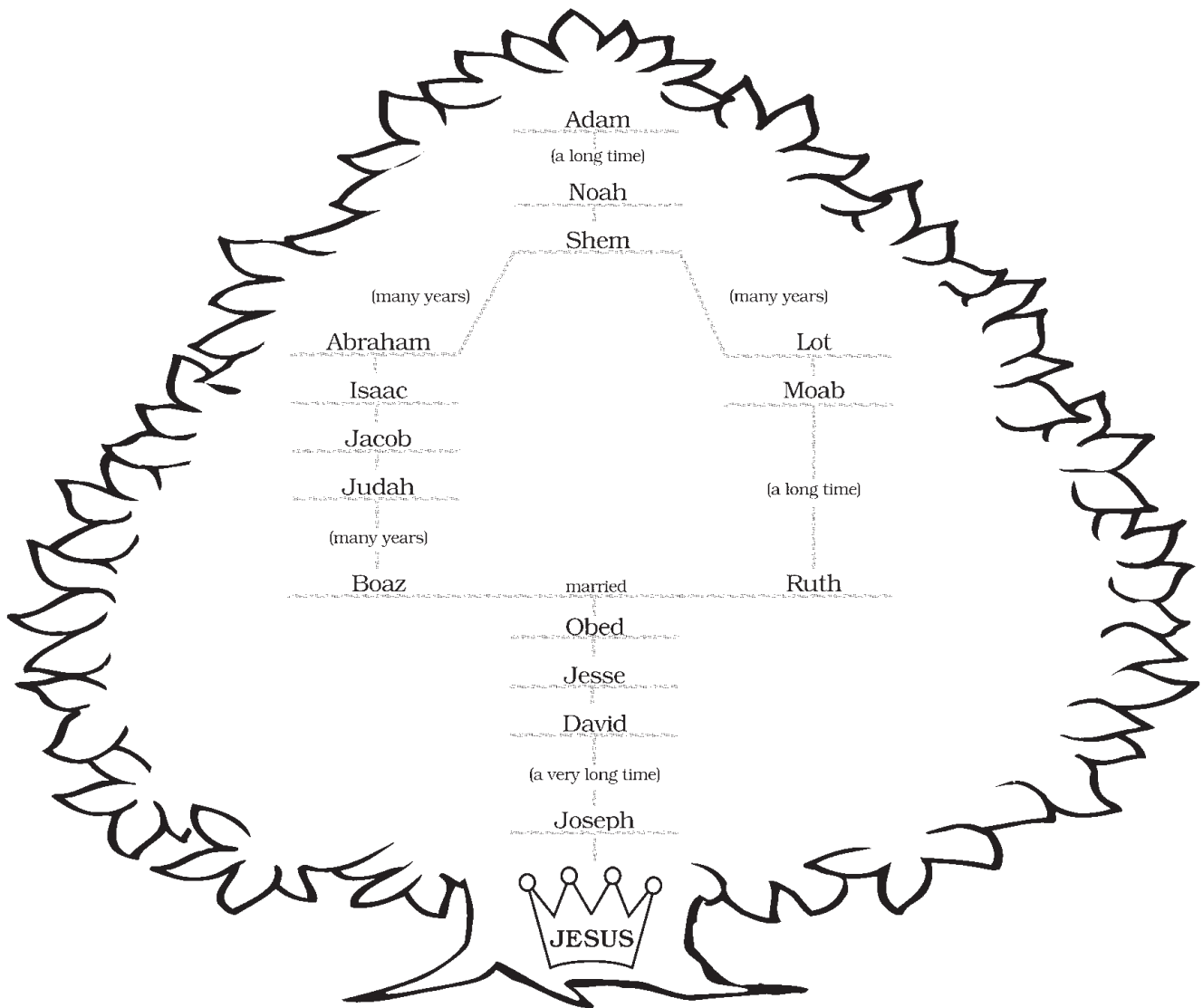
Ruth 2:20



GOD'S FAMILY TREE

A family tree shows who your ancestors are. God made Adam who is the father of us all.

Look at this family tree. Can you find Ruth? She was the great-grandmother of Israel's greatest king, David. David was the ancestor of God's son, Jesus.

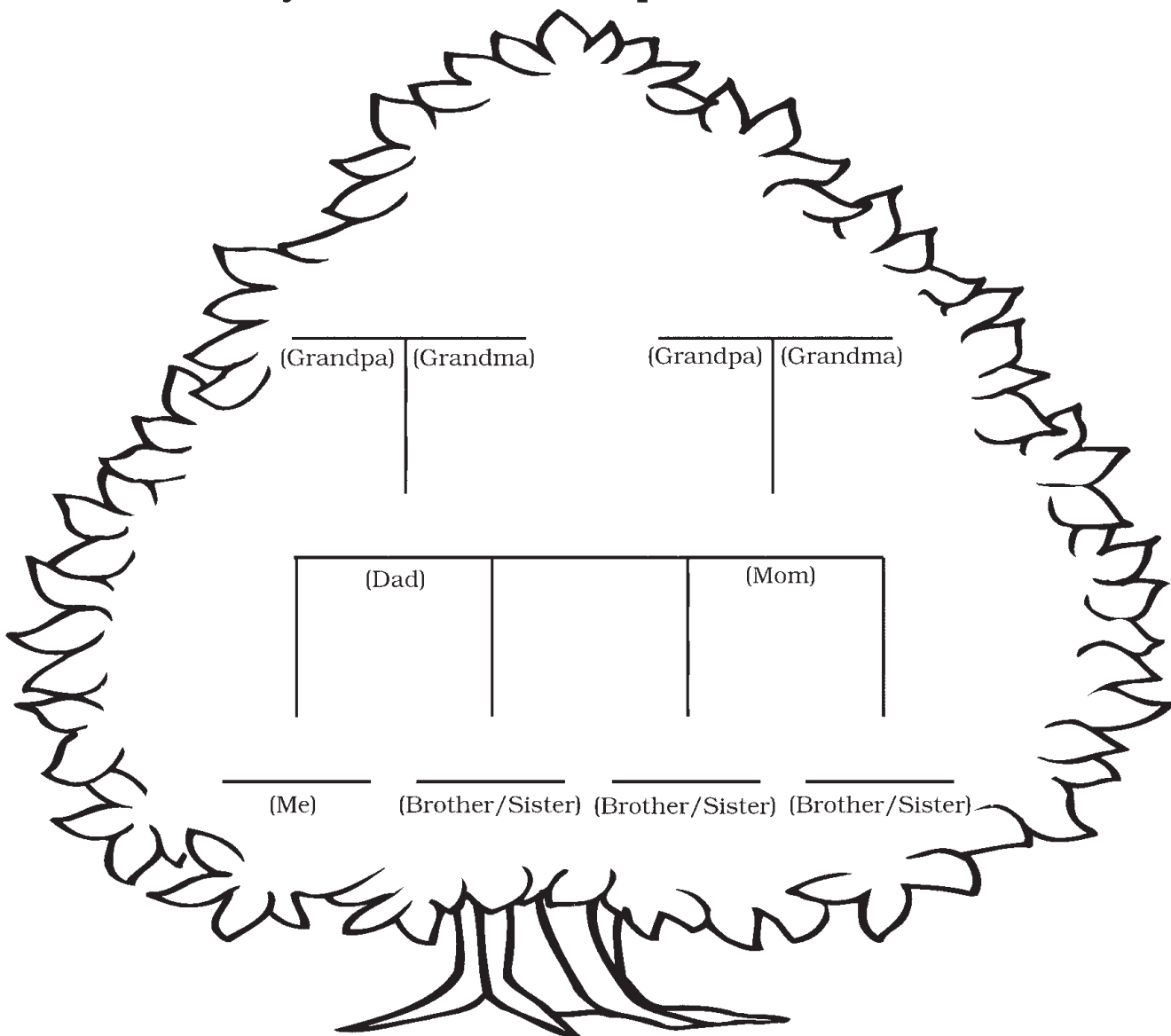


MY FAMILY TREE



Learn more about your family by filling in the blanks of your family tree.

Find your place on the tree first and see how many blanks you can fill. You may need to ask for help.



BONUS! Can you make the tree grow taller by adding great-grandparents?



RUTH'S

WORD JUMBLE

Who or what am I? Unscramble each word on the right using the clues given in each statement on the left. Your answers will be names of people or things that are important to the story of Ruth.

1. I lost my husband and two sons. Who am I?

I M A N O

2. I am Ruth's first husband. Who am I?

H O L N A M

3. I am the city where Naomi and her family lived. What am I?

E B H T L M E H E

4. Workers reaped and gleaned me for the harvest. What am I?

Y R L A B E

5. I am a Moabite woman who married Boaz. Who am I?

H U T R

6. I am Ruth and Naomi's wealthy relative. Who am I?

Z A B O

7. I am Naomi's younger son. Who am I?

H L O C I N I

8. I am the son of Ruth and Boaz. Who am I?

B O D E



Naomi prepares Ruth to go see Boaz.

Ruth 3:1-3



MATCH-UPS

These people, objects and places are from the story of Ruth. Match each word in column A with its description in column B and connect them with a line.

Column A



1. Ruth
2. Bethlehem-Judah
3. Orpah
4. Kinsman
5. Boaz
6. Moab
7. Fields
8. Elimelech
9. Barley harvest
10. Naomi

Column B

- A. When Ruth and Naomi came to Bethlehem
- B. Elimelech and his family moved here
- C. Ruth's mother-in-law
- D. Boaz's wife
- E. Naomi's husband
- F. Ruth's sister-in-law
- G. Where the famine was
- H. Where Ruth went to glean
- I. What Boaz was to Naomi
- J. Ruth's husband



Ruth tells Boaz that she
is a near kinsman.

Ruth 3:9

Circle the Words

There are three main people in the Bible story of Ruth. Circle the words below the name that describe that person.



Naomi

- mother
- sad
- kind
- thoughtful
- rich
- widow
- grandmother
- happy




Ruth

- kind
- rich
- wife
- faithful
- worker
- widow
- mother
- sad



Boaz

- poor
- landowner
- kind
- father
- husband
- honest
- thoughtful
- relative



Boaz makes a deal with
Naomi's other near kinsman.


Ruth 4:3-10



Mystery



What token was used in Israel to show that a change had been made?
Color all of the shapes with a dot in them.



It was a _____ !

(You may find this fact in Ruth 4:7.)



Boaz marries Ruth and they have
a baby boy named Obed.

Ruth 4:13-17



TOO MANY WORDS

Ruth and Boaz had a son whom they named Obed. This child had a very special heritage. Follow the directions to discover what it was.

Step One: Circle the one extra word that does not belong in each sentence.

Ruth was Obed Naomi's daughter-in-law.

Ruth married Naomi's oldest was son, Mahlon.

Naomi's younger son the married a woman named Orpah.

Orpah did not return grandfather to Bethlehem with Ruth and Naomi.

Ruth went to glean of grain in Boaz's barley fields.

Boaz was a close King relative of Ruth's.

Boaz married Ruth and they David had a son.

Step Two: Now write the circled words in order below to read the message.

TRUE OR FALSE



Read each statement below. If it is true, circle the "T."
If it is false, circle the "F."

- | | | |
|--|---|---|
| 1. There is a famine in Judah. | T | F |
| 2. Elimelech and his family stay in Bethlehem. | T | F |
| 3. Elimelech's sons marry two women from Moab. | T | F |
| 4. Both Orpah and Ruth return to Bethlehem with Naomi. | T | F |
| 5. Naomi and Ruth return to Bethlehem at the time of the barley harvest. | T | F |
| 6. Naomi's close relative was called Chilion. | T | F |
| 7. Ruth gleans grain in Boaz's fields. | T | F |
| 8. Boaz hears that Ruth has been a faithful daughter-in-law to Naomi. | T | F |
| 9. Ruth did not return to Boaz's fields. | T | F |
| 10. Naomi tells Ruth to speak to Boaz at the threshing floor. | T | F |
| 11. Ruth does not go to the threshing floor. | T | F |
| 12. Boaz redeems Naomi's land and marries Ruth. | T | F |
| 13. Boaz and Ruth had no children. | T | F |
| 14. Obed becomes the grandfather of King David. | T | F |



Take an *S.A.T. *Scripture Awareness Test



1. Why did Naomi and her family move from Bethlehem to Moab?

2. Whom did Naomi's two sons marry in Moab?

3. What happened to Naomi's family while they lived in Moab?

4. Why did Naomi decide to return to Bethlehem?

5. Why did Ruth return to Bethlehem with Naomi?

6. When did Ruth and Naomi arrive in Bethlehem?

7. Why did Ruth decide to glean grain in the fields?

8. Who owned the fields where Ruth gathered grain?

9. What was Naomi's relationship to Boaz?

10. What did Boaz do for Ruth?

11. What did Naomi tell Ruth to do? Why?

12. Whom did Boaz meet in the city? Why?

13. Ruth and Boaz's son, Obed, became the grandfather of which great king?

R U T H



POINTS TO PONDER

1

It took great courage for Ruth to return to Bethlehem with Naomi. What decisions have you made that took courage?



2

Ruth was a faithful daughter-in-law. Name three ways that you can show faithfulness to your family and friends.



3

Ruth was obedient to her mother-in-law. How was her obedience rewarded? Why do you think it's important to be obedient?



4

Ruth made many sacrifices in her life so that she could return to Bethlehem with Naomi. What were these sacrifices? How did they honor God?


ANSWER KEY

PICTURE CODE — PAGE 7

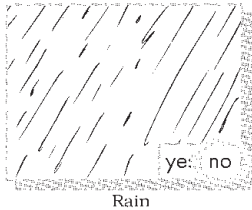
There is no food.

ALPHABET MAZE — PAGE 8


There was a famine in the land.



CIRCLE THE ANSWER — PAGE 9



Rain



No food



Plants die



Trees have fruit



Animals die



People are hungry

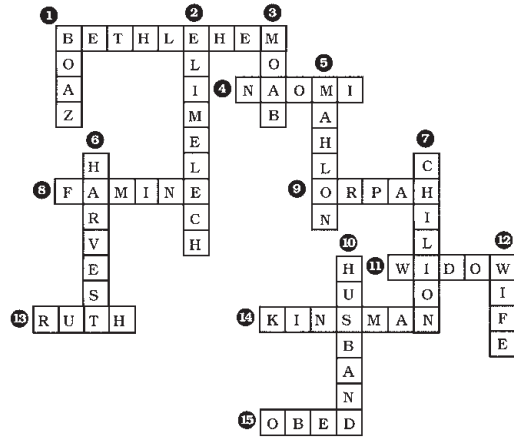
HIGH AND LOW — PAGE 10

Ruth was from the land of Moab.

WORD WHIRLS — PAGE 12

1. Bethlehem
2. A famine
3. They died
4. Orpah and Ruth

CROSSWORD — PAGE 14



COLOR THE SQUARES — PAGE 16

Where ever you go I will go and where you live I will live.


RUTH'S MYSTERY MESSAGE — PAGE 17

Answer: She returned to her home in Moab.

RUTH'S "VOW"ELS — PAGE 19

Whither thou goest I will go; and where thou lodgest I will lodge; thy people shall be my people, and thy God my God."

WORD SEARCH — PAGE 20

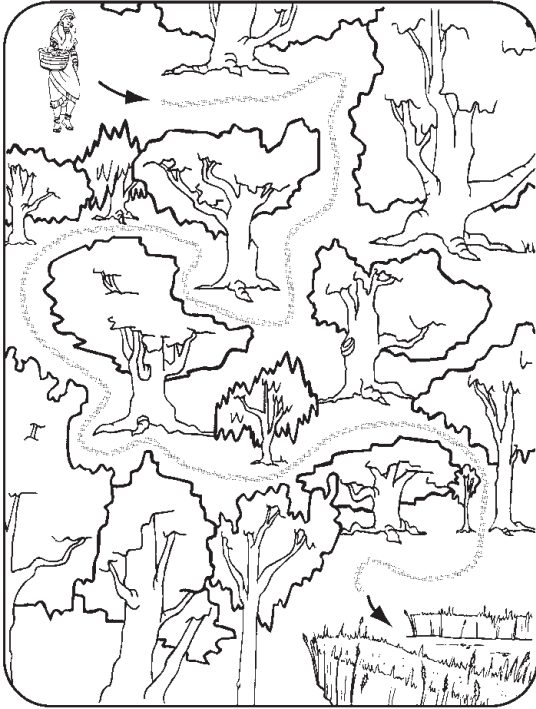


ANSWER KEY

PICTURE WHEEL — PAGE 21

Loyalty

GOING TO THE FIELD — PAGE 23



HIDDEN PICTURE — PAGE 24



WHAT HAPPENED FIRST? — PAGE 26



1

2

3

4

5

FOLLOW THE LINE — PAGE 28

Answer: She obeyed her.

RUTH'S WORD JUMBLE — PAGE 32

- | | |
|--------------|------------|
| 1. Naomi | 5. Ruth |
| 2. Mahlon | 6. Boaz |
| 3. Bethlehem | 7. Chilion |
| 4. Barley | 8. Obed |

MATCH-UPS — PAGE 34

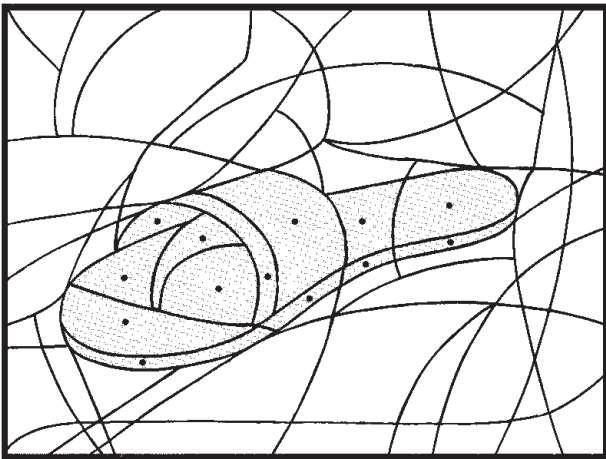
- | | |
|------|-------|
| 1. D | 6. B |
| 2. G | 7. H |
| 3. F | 8. E |
| 4. I | 9. A |
| 5. J | 10. C |

ANSWER KEY

CIRCLE THE WORDS — PAGE 36

Naomi	Ruth	Boaz
mother	kind	poor
sad	rich	landowner
kind	wife	kind
thoughtful	faithful	father
rich	worker	husband
widow	widow	honest
grandmother	mother	thoughtful
happy	sad	relative

MYSTERY PICTURE — PAGE 38



It was a shoe!

TOO MANY WORDS — PAGE 40

Obed was the grandfather of King David.

TRUE OR FALSE — PAGE 41

- | | | |
|------|------|-------|
| 1. T | 6. F | 10. T |
| 2. F | 7. T | 11. F |
| 3. T | 8. T | 12. T |
| 4. F | 9. F | 13. F |
| 5. T | | 14. T |

TAKE AN *S.A.T. — PAGE 42

1. The family moved because there was a famine in Bethlehem.
2. The two sons married Moabite girls named Orpah and Ruth.
3. Naomi's husband and sons died in Moab.
4. Naomi decided to return because the famine was over.
5. Ruth went back with Naomi because she had a great love for her mother-in-law.
6. They arrived at the time of the barley harvest.
7. Ruth and Naomi were poor and needed food.
8. Boaz owned the fields where Ruth gleaned.
9. Boaz was Naomi's kinsman.
10. Boaz allowed her to glean all the grain she needed. He also told his workers not to bother her.
11. Naomi told Ruth to dress, go to the threshing floor, and lie at Boaz's feet. She thought Boaz would make a good husband for Ruth.
12. Boaz met Naomi's nearest kinsman in the city. Boaz wanted to know if he could redeem Naomi's land and marry Ruth.
13. Obed became the grandfather of King David.

Certificate of Achievement

This certifies that

has mastered the


Ruth

RESOURCE & ACTIVITY BOOK

from **NEST Family Entertainment**[™]

by successfully completing all of the puzzles, games, and activities found herein.

As of this date



NEST Family Entertainment

