

 **NEST Complete Learning System™**

**THE
ANIMATED
STORIES FROM
THE
BIBLE®**

Resource & Activity Book



Moses

By: Amy Binder, Kim Freeberg,
Tony Salerno & Katherine Vawter

 **NEST Family Entertainment™**

Parent and Teacher Guide

Studies have proven learning is enhanced through the use of several senses. A recent study shows that we retain 10 percent of what we see, 20 percent of what we hear, and 50 percent of what we see and hear. But when we see, hear and do, we retain 90 percent of the information.

(Lisa Marie Nelson, Ph.D., Author "The Healthy Family Handbook").

The purpose of this Resource & Activity Book is to help children learn and retain the story theme and principles in a fun and educational way. Your children will love coloring pages, solving puzzles, matching games, completing word searches, and much more! Each Resource & Activity Book also features challenging questions and activities for children from preschool through middle school. And in the rare case you don't know an answer, there's an answer key in the back!

LEVEL OF DIFFICULTY

The activities in this book are designed in three levels of difficulty designated by symbols. The activities with one symbol are geared towards younger children while the activities with two and three symbols become increasingly challenging for older children.



Level One
Easy



Level Two
Intermediate



Level Three
Advanced

PERMISSION TO REPRODUCE

This Resource & Activity Book contains proprietary information, which is protected by copyright. All rights are reserved. However, any part of this book may be reproduced for personal or classroom use as long as it is not sold. Such permission does not include the storage of any part of this publication in a retrieval system or the transmission of such, in any form, or by any means, electronic, mechanical, recording, etc., without prior written permission of the publisher. This permission applies only to the printed material in this Resource & Activity Book and does not extend to any audio or video production released or distributed by NEST Family Entertainment™. For additional certificates or Resource & Activity Books, contact: NEST Family Entertainment™, LLC. 1461 S. Beltline Rd., Suite 500, Coppell, TX 75019.

TABLE of CONTENTS

Parent and Teacher Guide	2	Moses Maze	24
Scriptural References	4	Shape Match-up	25
Activities & Color Pages:		Picture Crossword	26
Color Page	5	Color Page	27
Super Number Squares	6	Moses Jigsaw Puzzle	28
Letter Shuffle	7	Mystery Picture	29
Color Page	8	Word Combos	30
Double Letter Mix-up	9	Color Page	31
Color Page	10	Word Whirls	32
Draw Me a Riddle!	11	In Shape with the Bible	33
Color Page	12	Match-ups	34
Number Wheel	13	Crossword	35
Color Page	14	Triangle Trail Blazers	36
Back-words	15	The Backwards Alphabet	37
Word Star	16	Name the Order	38
Word Search	17	Color Page	39
Color Page	18	True or False	40
Alphabet Jumble	19	Take an S.A.T.	41
The Unfinished Alphabet	20	Points to Ponder	42
Color Page	21	Color Page	43
Acrostic Fun	22	Answer Key	44-46
Color Page	23	Certificate of Achievement	47

SCRIPTURE REFERENCES

SCRIPTURE SUBJECT

1. Pharaoh is worried over the number of Hebrews. Exodus 1:9-10
2. Taskmasters are set over the Hebrew slaves. Exodus 1:11
3. The Hebrews continue to multiply. Exodus 1:12
4. The Hebrews are made to work harder. Exodus 1:13-14
5. Pharaoh declares that every newborn Hebrew boy must die. Exodus 1:22
6. Jochebed and Amram have a baby boy. Exodus 2:2
7. The child is hidden from Pharaoh's soldiers. Exodus 2:2
8. Jochebed hides the baby in a basket. Exodus 2:3
9. Jochebed puts the basket in the river and Miriam watches. Exodus 2:3-4
10. Pharaoh's daughter sees the basket. Exodus 2:5
11. Pharaoh's daughter realizes the child is Hebrew. Exodus 2:6
12. The child is given to his mother to be nursed. Exodus 2:7-9
13. The child is called Moses. Exodus 2:10
14. Moses sees one of the Hebrews being beaten. Exodus 2:11
15. Moses kills the Egyptian overseer. Exodus 2:12
16. Moses stops two Hebrews from fighting. Exodus 2:13
17. One of the slaves knows that Moses killed the overseer. Exodus 2:14
18. Pharaoh declares that Moses must die. Exodus 2:15
19. Moses flees Pharaoh's court and goes to live in Midian. Exodus 2:15
20. Moses drives shepherds away from Jethro's well. Exodus 2:17
21. Moses marries Jethro's daughter Zipporah. Exodus 2:21
22. Moses goes to Mount Horeb. Exodus 3:1
23. Moses sees the burning bush. Exodus 3:2
24. God tells Moses he is standing on holy ground. Exodus 3:5
25. God tells Moses that He will send him to free the Hebrews from Egypt. Exodus 3:6-10
26. God performs two miracles for Moses. Exodus 4:1-8
27. Moses returns to Egypt with his family. Exodus 4:20



Moses is born to Jochebed and Amram.

Exodus 2:2; 6:20



SUPER

NUMBER SQUARES

Egypt kept an entire nation of people as slaves. Solve the puzzle below to discover who these people were.

Step One: Find each row of numbers in the puzzle that add up to 65. Add the numbers across and then add down. Hint: The two rows cross each other.

4	23	16	Total: _____ _____ _____ _____
F	W	J	
2	10	9	
A	B	L	
35	21	9	
R	E	S	_____
30	11	15	_____
Q	H	P	_____

Total: _____

Step Two: Each of the numbers has a matching letter. Write the letters from the two rows in the boxes below.

--	--	--	--	--	--	--

Step Three: Unscramble the letters to find the name of the nation of people who were slaves in Egypt. Write the name in the boxes below.

--	--	--	--	--	--	--

Letter



Another name for the Hebrews was the children of Israel. They were called the children of Israel, because they were descendants of a man named Israel.

How many words can you make using the letters in the phrase:

C H I L D R E N O F I S R A E L ?

*Note: You cannot use any letter more times than it appears in the phrase.
(For example: no more than one C, two I's, two L's, etc.)*

THREE-LETTER WORDS

(One point each: ___ words x 1 = ___ points)

FOUR-LETTER WORDS

(Two points each: ___ words x 2 = ___ points)

FIVE-LETTER WORDS


(Three points each: ___ words x 3 = ___ points)

SIX-LETTER WORDS

(Four points each: ___ words x 4 = ___ points)

TOTAL POINTS = _____

5-10 = Junior • 11-15 = Intermediate • 16-20 = Advanced • 21-30 = Ace
31-45 = Champ • 46-60 = Super Champ • Over 61 = Out of Sight



The Hebrew slaves work hard
to build cities for Pharaoh.

Exodus 1:11

DOUBLE LETTER



Match-Up

Pharaoh was worried about the Hebrews. To learn why, follow the three steps below.

Step One: Unscramble the words below and write them correctly in the boxes beneath them.

1. SOMSE

--	--	--	--	--

2. RBHEESW

--	--	--	--	--	--	--	--

3. GYTEP

--	--	--	--	--

4. IRAMIM

--	--	--	--	--	--

5. AORAN

--	--	--	--	--

6. MDU TISP (2WORDS)

--	--	--	--	--	--	--	--

Step Two: Write the letters from the shaded boxes on these blanks:




Step Three: Unscramble the letters to form two words. Write these words in their correct blanks below to complete the sentence. Some blanks have been filled in to help you get started.

Pharaoh was worried because the Hebrews'

 n b s

continued to g w .



Pharaoh declares that all Hebrew
baby boys will be killed at birth!

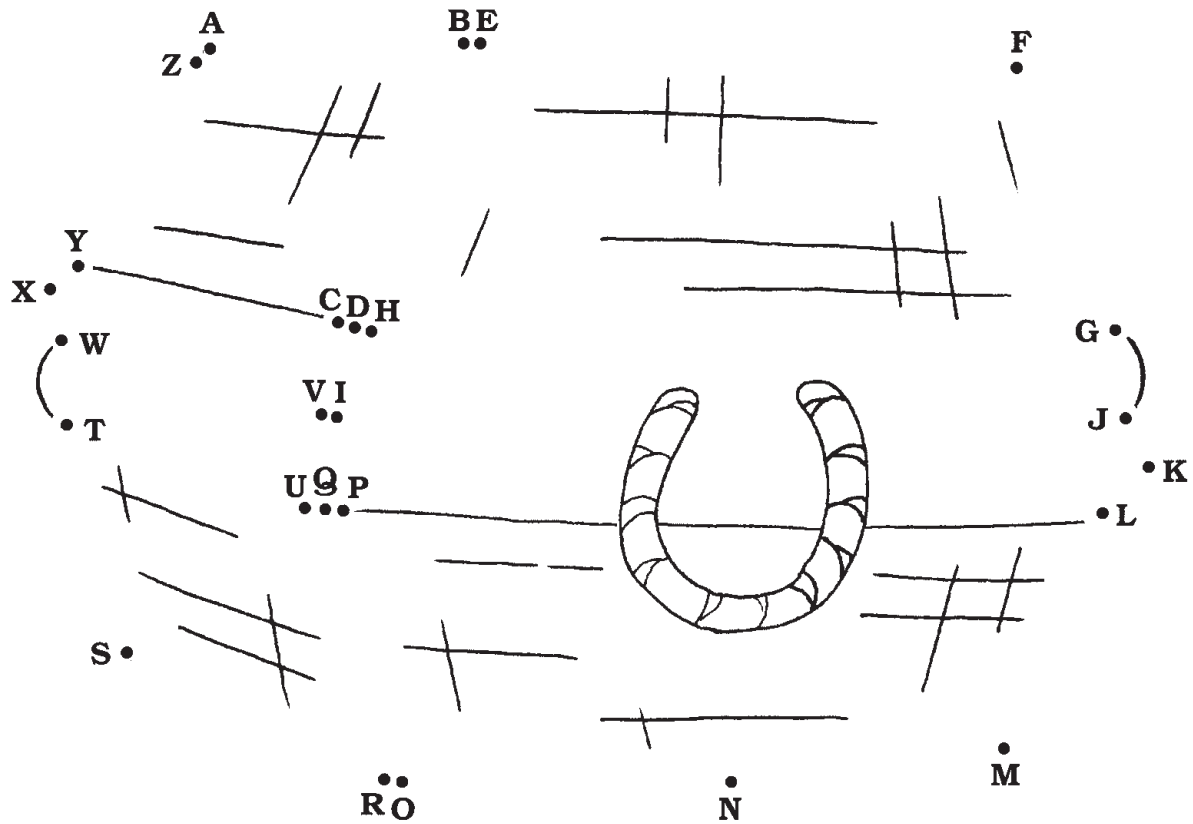
Exodus 1:22

Draw Me a RIDDLE!



Jochebed put baby Moses in a special place to protect him from Pharaoh's soldiers. To discover where she put him, first read the riddle below. Then draw a line connecting each letter in the puzzle in alphabetical order. Write your answer to the riddle in the blank at the bottom of the page to complete the sentence.

**What held baby Moses safe and sound,
Upon the river until he was found?**



She put him in a _____ made of bulrushes.

Exodus 2:3



Jochebed hides baby Moses in a basket
and puts it on the river.

Exodus 2:3

NUMBER




WHEEL

Solve the puzzle below to discover who raised Moses as her own child.

There are numbers circled on the outside of the wheel. Below each number circle is a letter. Cross off every letter below an odd number. go back to the arrow. Move clockwise around the wheel and the remaining letters will spell two words. Write these words




When you have finished, wheel and the remaining letters will spell two words. Write these words in the blanks below the puzzle.



Who raised Moses as her own child? (Two words)

.....

Read more about this in Exodus 2:10.



Miriam watches as Pharaoh's
daughter finds the basket.

Exodus 2:4-5

BACK-WORDS



Miriam brought a Hebrew woman to Pharaoh's daughter. This woman was paid to take care of baby Moses until he was old enough to go to the palace. Solve the puzzle to discover who she was.

Step One: If the sentence is true, circle the backwards word in the true column. If it is false, circle the word in the false column.

1. Miriam was Moses' sister.
2. Pharaoh liked the Hebrew children.
3. Moses was found swimming in the river.
4. Miriam watched Moses floating in a basket.
5. Pharaoh's daughter never went to the river.
6. Pharaoh's daughter gave Moses his name.

TRUE	FALSE
EHT	GNIRAC
TNARG	NAMOW
ENO	SAW
SIH	ELTNEG
RETSIS	NWO
REHTOM	DLIHC

Step Two: Copy the words you circled onto the blank spaces in Row One. Then write each word spelled forward in Row Two.

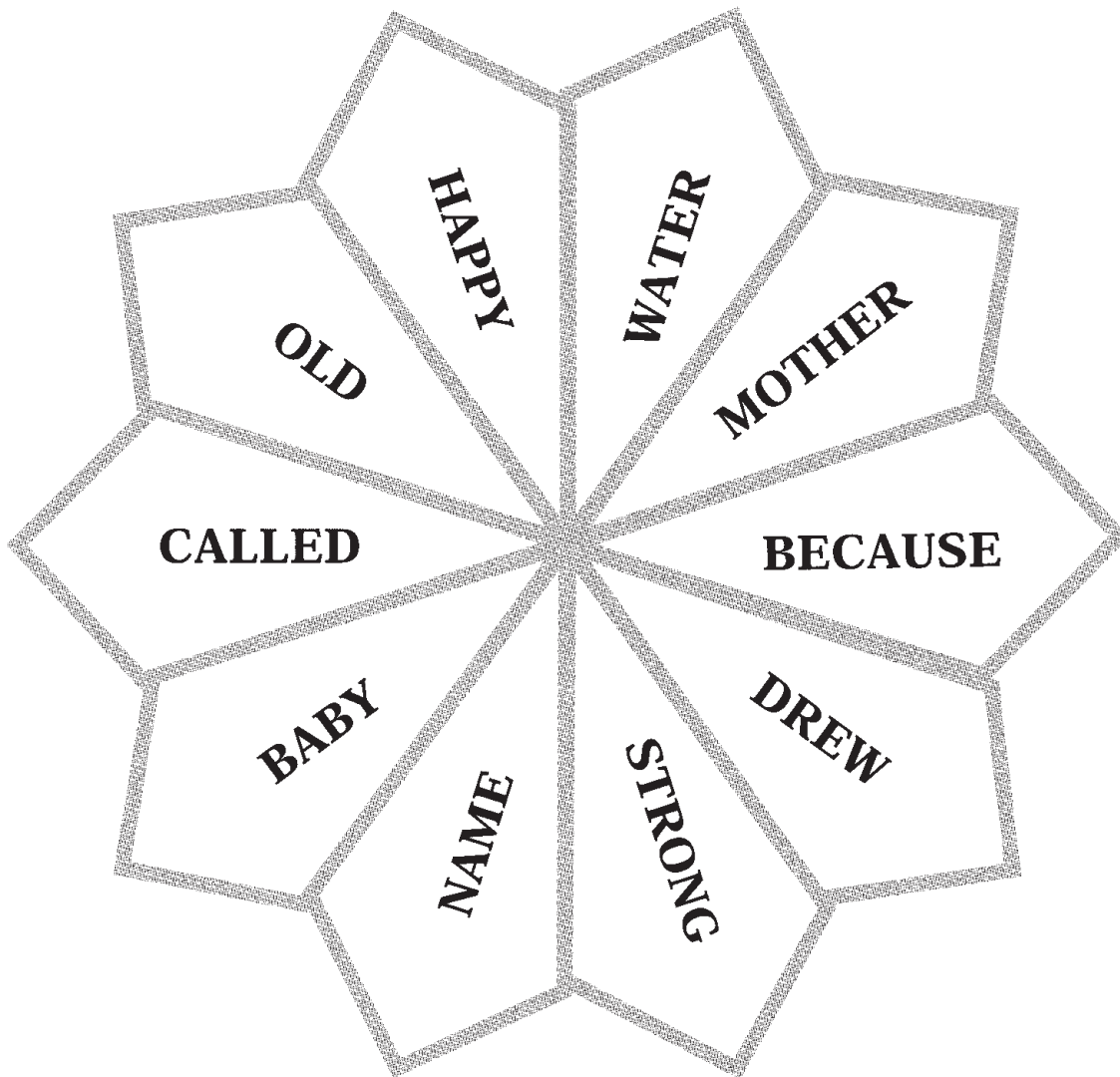
Row One _____

Row Two _____



WORDSTAR

“Moses” is an Egyptian name. It sounds like the Hebrew name “Mosheh” and means “to draw out.” Finish the verse at the bottom of the page to learn why the Pharaoh’s daughter named the child “Moses.” Fill in the blanks with words from the Word Star. There is only one word that will fit in each space.



Exodus 2:10 says:

“And she _____ his _____ Moses: and she said,
_____ I _____ him from the _____.”

WORD SEARCH


Find and circle all of the words that are hidden in the puzzle below. Words are down, across, diagonal, and backwards. You will find a list of these words in the Word Box at the bottom of the page.



Z B U R N I N G B U S H J S S M K M
 I N O P A A R O N Q R S T L K V W O
 P X J Y Z A P B O M A R M A C E F S
 P H I O K O R H T E J M N V I J G E
 O B O R C S V W A Z Y X T E R Q P S
 R A E D E H L E A R S I T S B R M B
 A G I R J L E N O M A K H E D E I D
 H P M E O T V B X W U O S Q K E R F
 Y B U H E H F H E I G P H A Z S I H
 J M D P D R T S U D T Q O L K R A I
 V W P E A B E N G F D C R Y X E M B
 H I I H M O N L U V B K F I K V J G
 L Q T S G A R S U O W Y V T V O Q E
 P Z S A C E G I K J M H F D B E Y C
 E G Y P T A S W E R B E H C D B R A

WORD BOX

- | | | | |
|------------|-------------|--------------|------------------|
| 1. MOSES | 6. OVERSEER | 11. JOCHEBED | 16. SHEPHERD |
| 2. PHARAOH | 7. MUD PITS | 12. AARON | 17. JETHRO |
| 3. EGYPT | 8. BRICKS | 13. MIRIAM | 18. ZIPPORAH |
| 4. HEBREWS | 9. ISRAEL | 14. BASKET | 19. MOUNT HOREB |
| 5. SLAVES | 10. AMRAM | 15. RIVER | 20. BURNING BUSH |



Moses is raised as the son
of Pharaoh's daughter.

Exodus 2:10

ALPHABET

JUMBLE



One day Moses saw an Egyptian overseer beating a Hebrew slave. Solve the puzzle below to discover what Moses did to stop him.



Step One: The letters that spell the answer have been dropped into these two alphabets. Circle the letters that are out of alphabetical order.

ABCDEFEGHIKJKILMNLOPLQRSETUVWDXYZ

ABCDTEFHGHEIJKOLMVNOEPQRSRTSUVWEXYZ

Step Two: Separate the circled letters into four words. Copy the letters, in order, on the blanks below. These words will tell you how Moses stopped the overseer.

To find the answer in your Bible, read Exodus 2:11-12.



THE UNFINISHED ALPHABET

One day Moses tried to stop two Hebrews who were fighting. One of them knew he had killed the Egyptian overseer. Solve the puzzle to discover what the Hebrew said to Moses.

Step One: There are letters missing from each alphabet. Write the missing letters on the lines next to each alphabet.

- 1. **A B D F G H J K L M O Q S T U V W X Y Z** _____
- 2. **A B C F H I K L M N O P Q R S T V W X Y Z** _____
- 3. **A B C D F G H I J K L M N P Q S T U V W X Y Z** _____
- 4. **B C D E F G H I J K M O Q R S T U V W X Y Z** _____
- 5. **B C D F H J K L M O Q R S U V W X Z** _____

Step Two: Now unscramble the five lines of letters to make five words. Write the words in order on the blanks below to finish the scripture verse. Some blanks have been filled in to help you get started.

Exodus 2:14 says:

“Who made you a _____ ¹ _____ **i** _____ _____ and a

_____ ² **d** _____ _____ ³ **v** _____ _____ us?

Do you _____ ⁴ **p** _____ _____ to kill me as you killed

the **E** _____ _____ ⁵ **t** _____ _____ **n** _____ ?”



Moses tells Pharaoh's daughter that he killed an Egyptian for beating a Hebrew slave.



ACROSTIC

FUN

Solve the puzzle below to discover where Moses went after he ran away from Pharaoh's court.

First fill in the words or names in the blanks below that match their definitions. Then write each numbered letter in its correct square in the acrostic puzzle.

1. She was Moses' sister.

_____ 10 _____ 13 _____

2. He ruled Egypt.

_____ 19 _____

3. They were slaves in Egypt.

1 _____ 12 3 _____

4. He was adopted by Pharaoh's daughter.

_____ 8 _____ 2 _____

5. This was where God spoke to Moses. (2 words)

15 _____ 5 7 _____ 4 _____

6. The slaves made bricks out of this.

_____ 17

7. This was what the Hebrews were in Egypt.

_____ 9 _____ 11 _____

5. Moses stopped two Hebrews who were doing this.

_____ 16 _____ 6 18 14 _____

9. He was Moses' brother.

_____ 20

	1	2		3	4	5	6			
	7	8		9	10	11	12			
	13	14		15	16	17	18	19	20	



Pharaoh declares that Moses will be killed!

Exodus 2:15



Moses Maze

When Moses left Egypt, he could no longer live as an Egyptian prince. Work the maze to find what Moses became.

Move through the maze from the picture of Moses at the top to the picture of him at the bottom. There is only one correct path. Once you have found it, go back to the beginning and cross off every other letter starting with the letter at the arrow. The remaining letters will spell what Moses became. Write the answer in the blanks at the bottom.




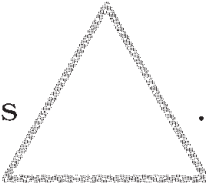




J	N	F	I	L	D	K	R	G	S	C	A	X
M	O	L	W	E	R	H	O	E	I	M	Y	E
L	T	S	A	G	P	D	E	T	H	A	U	L
I	B	E	Y	N	O	D	G	A	W	C	G	Y
Z	H	G	S	K	S	R	O	T	K	O	E	A
A	D	B	L	E	T	A	J	F	A	M	R	P
H	N	E	P	L	N	W	I	C	I	V	U	H
						J	F	D	P	B	P	S
						I	I	M	L	O	T	E









What did Moses become after he left Egypt?

SHAPE MATCH-UP

Use the word in the matching shape at the bottom of the page to finish the sentence. Write the word in the shape.

1. Jethro was a  in the land of Midian.
2. When Moses crossed the desert, he came to Jethro's .
3. Moses protected Jethro's daughters from .
4. Jethro thanked Moses and invited him to  with them.
5. Then Jethro gave his daughter, Zipporah, to be Moses' .
6. Living with Jethro, Moses learned about the 
 of the Hebrews.

 God	 wife	 well	 shepherds	 live	 priest
--	---	---	---	---	---

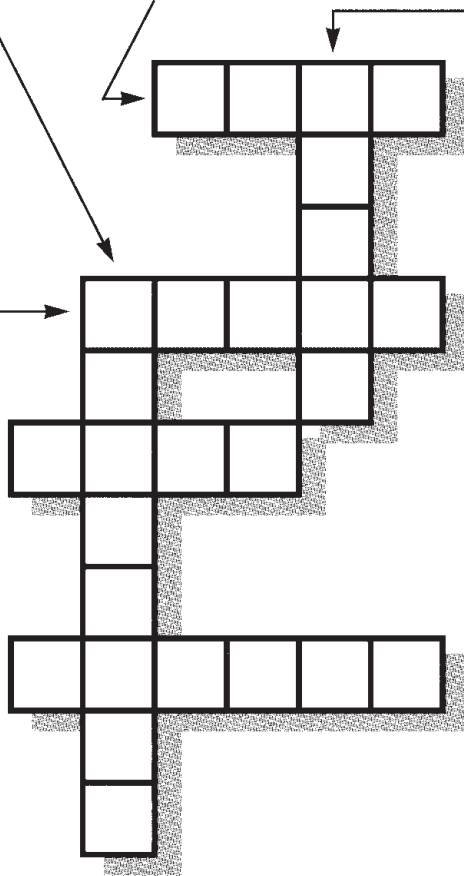
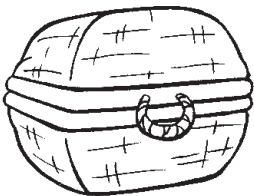



P I C T U R E c r o s s w o r d

Write these words in the correct spaces below.

fire
bush

Moses
mountain

river
basket





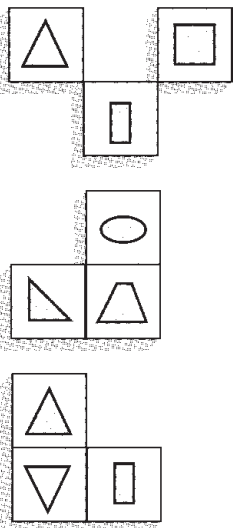
Moses runs away to the land of Midian
where he lives with Jethro and his family.

Exodus 2:15-21

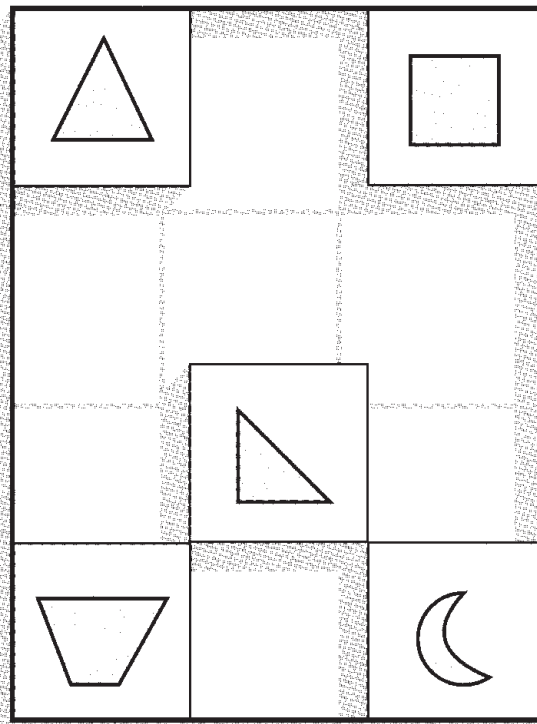
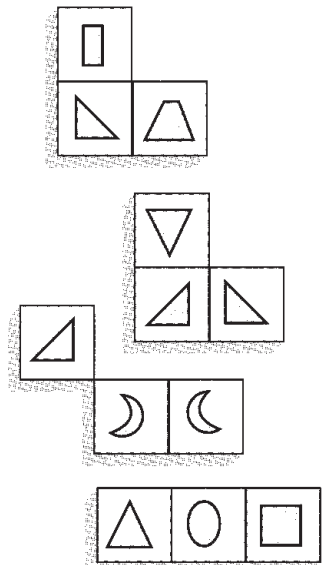
Moses Jigsaw Puzzle

Find the hidden message in the jigsaw puzzle below. Some of the symbols are missing from the puzzle. To find them, first look at each jigsaw clue very carefully. These clues will show you where the missing symbols fit into the puzzle. Draw the missing symbols in their correct squares. Continue until you have filled in all of the empty squares. Then match each symbol with its correct letter from the Code Box. As you read each line of the puzzle from left to right, the letters will spell out the words. These words will tell you the special place where God spoke to Moses. Write these words in the blanks below the puzzle.

CLUES:



CLUES:



CODE BOX



Where did God speak to Moses?

Mystery Picture



On Mount Horeb, God spoke to Moses in a miraculous way. To discover how God spoke to him, color or shade in all the areas that are dotted.



Read More About It!

In Exodus 3:1-4, we see that God spoke to Moses in a unique and wonderful way. There are also many different ways God speaks to us today. In what way has God spoken to you? Write your answer in your own words on the blanks below.



WORD COMBOS

There is a word missing in each sentence below. Follow these three steps to help you find the missing words.

1) Combine words from LIST ONE with words from LIST TWO to form new words.

LIST ONE

an
cur
task
house
bond
He


LIST TWO

rent
brews
age
gel
holds
masters

2) Write these new words in the blanks below:

3) Complete each sentence below by writing the correct new word in the blanks. You may use each word only once.

- A. The _____ were slaves to the Egyptians.
- B. The Egyptians were cruel _____.
- C. Boys born in Hebrew _____ were to be killed.
- D. The _____ of the river carried the basket down stream.
- E. The _____ of the Lord appeared in a burning bush.
- F. God called Moses to deliver his people out of _____.



God speaks to Moses from a burning bush.

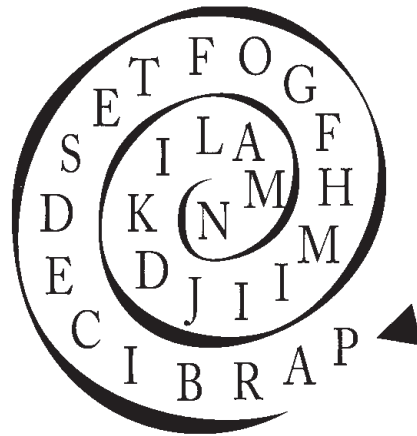
Exodus 3:2 - 4:17

Word Whirls

On each Word Whirl below, begin at the arrow and circle the first letter. Then circle every other letter. The circled letters will make a word that will answer the question below each puzzle. Write your answers in the blanks.



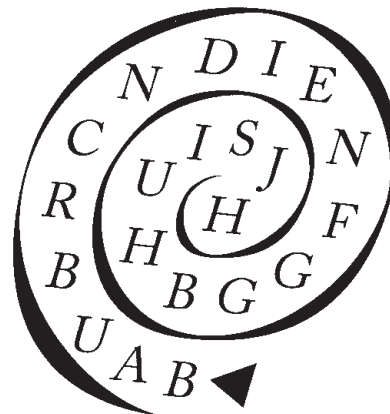
1. Whom did Moses kill to save the life of a slave? (2 words)




2. What was Jethro's title? (2 words)



3. What were the names of Moses' wife and son? (3 words)



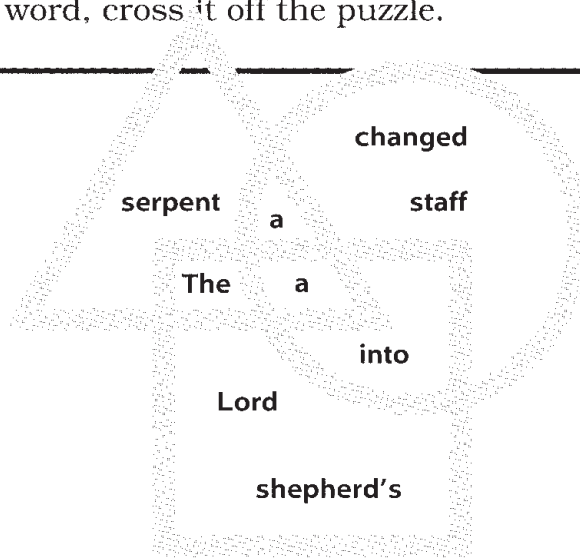
4. How did God speak to Moses on Mount Horeb? (2 words)



IN SHAPE WITH THE BIBLE


Solve the puzzle to discover one of the miracles God performed for Moses on Mount Horeb.

Follow the instructions to fill each blank with the correct word. When you use a word, cross it off the puzzle.



1. Find the word that is in the only. Write this word in blank 9.
2. Find the word that is in the , and only. Write this word in blank 4.
3. Find the two words in the only. Write the top word in blank 3 and the bottom word in blank 6.
4. Find the word that is in the and the . Write this word in blank 7.
5. Find the word that is in the and the . Write this word in blank 1.
6. Find the two words in the only. Write the top word in blank 2 and the bottom word in blank 5.
7. Find the word that is in the .

_____	_____	_____	_____	_____
1	2	3	4	
_____	_____	_____	_____	_____
5	6	7	8	9



MATCH-UPS

These people, objects and places are from Moses' story.
 Match each word in column A with its description in column B, and
 connect them with a line.

Column A

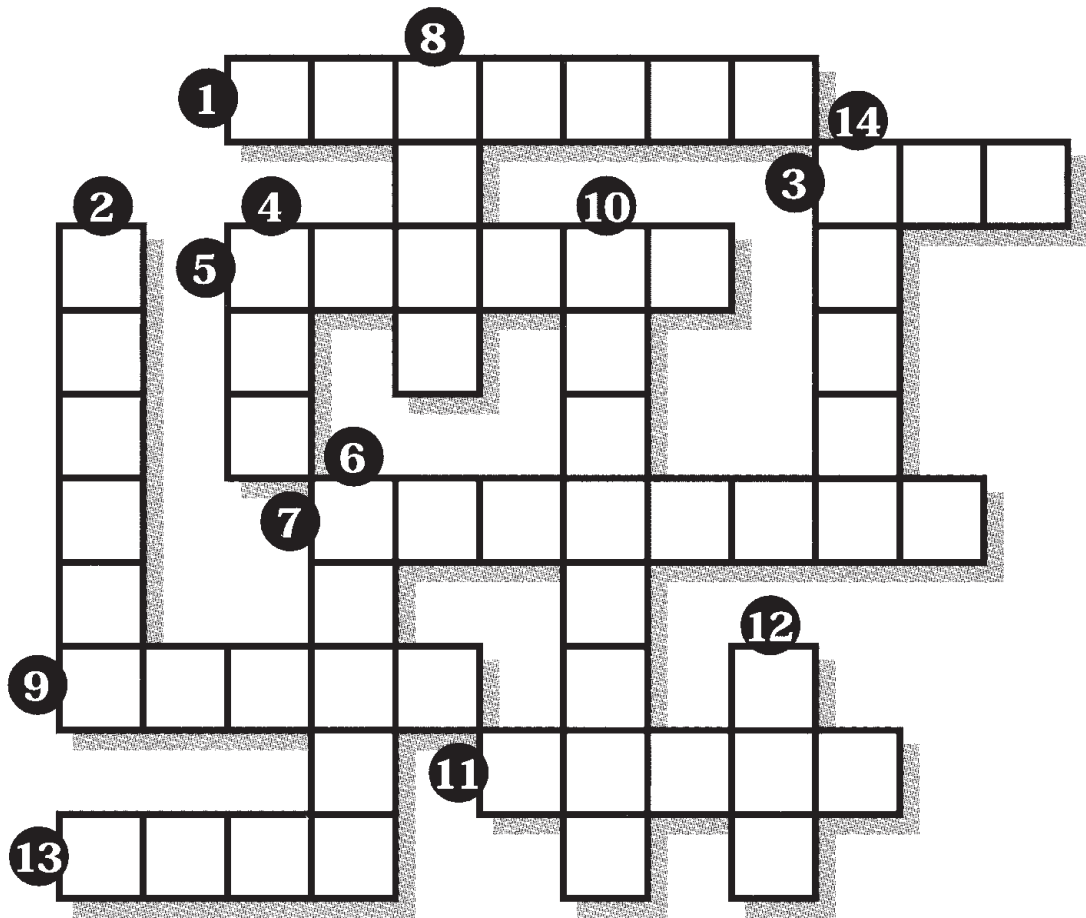
1. Pharaoh
2. Burning bush
3. Aaron
4. Bricks
5. Pharaoh's daughter
6. Moses
7. Rod
8. Hebrews
9. Miriam
10. Egypt



Column B

- A. Moses' brother
- B. Slaves to the Egyptians
- C. Turned into a snake
- D. Was called to deliver his people
- E. Where Moses grew up
- F. Adopted Moses
- G. Wanted to kill Moses
- H. What the Hebrews had to make
- I. Where the angel of the Lord appeared
- J. Watched over Moses in the basket

CROSS WORD



ACROSS

1. The _____ were slaves of the Egyptians.
3. Moses' _____ turned into a snake.
5. Baby Moses floated on the river in a _____.
7. Moses became a _____ in Midian.
9. The angel of the Lord told Moses to take off his _____.
11. God told Moses that _____ would speak for him.
13. The Egyptians made their slaves _____ very hard.

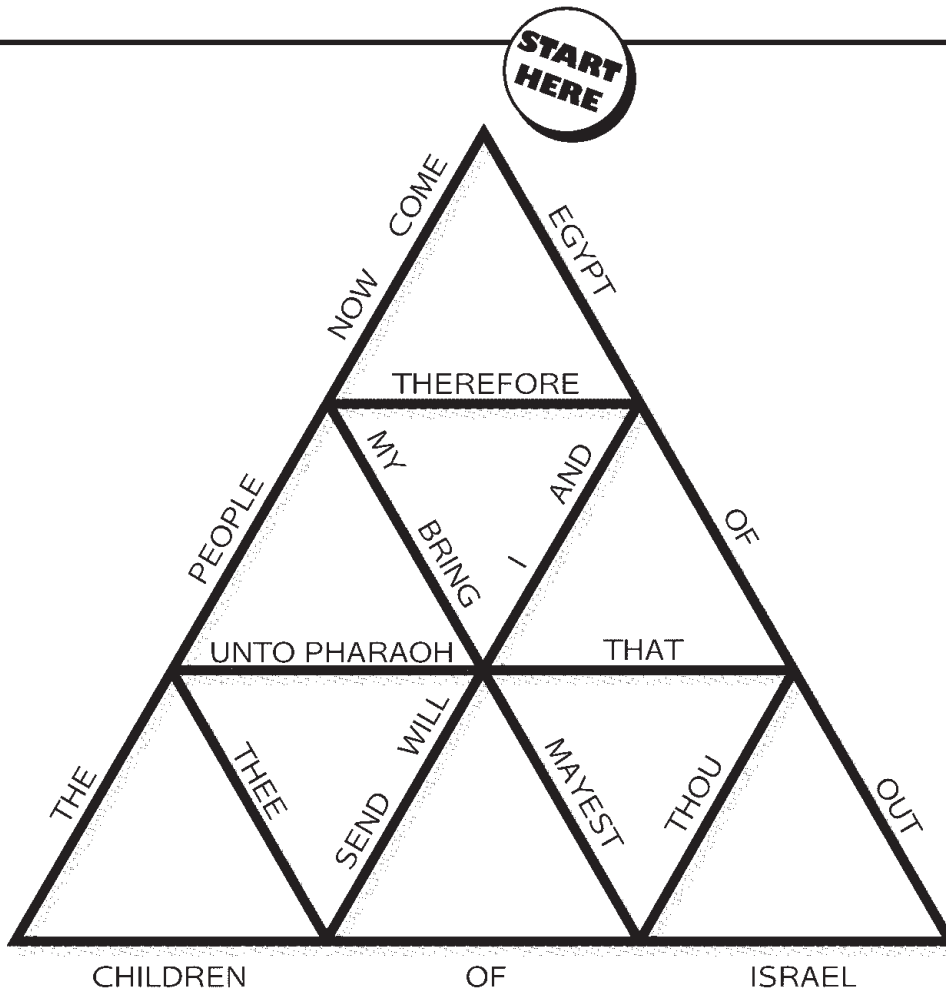
DOWN

2. The slaves made _____ out of mud and straw.
4. Amram and Jochebed's child was a _____.
6. Moses felt he could not _____ well enough to go before Pharaoh.
8. Moses saw a _____ burning.
10. Moses fled after killing an _____.
12. Pharaoh's daughter raised Moses as her _____.
14. Pharaoh's daughter found Moses on the _____.



TRIANGLE TRAIL BLAZERS

God called Moses to do something very important. To learn what it was, read the words and trace a path through the triangle. Be careful not to trace back over any path you have already used. There is only one correct path. Once you have found it, write the words of the scripture verse in order in the blanks below the puzzle. If you need help, look up the scripture reference in your Bible.



Exodus 3:10 says, _____

_____”



BACKWARDS

A L P H A B E T

God promised Moses a special miracle if the Israelites did not accept him as a leader. This miracle would convince them that Moses was sent from God to lead them out of Egypt. Use the code below to discover what the miracle was.

To decode the message, match the letter below each blank with the letter in the top row of the Code Box. Write its matching letter on the blank above the code letter.

CODE BOX																									
A	B	C	D	E	F	G	H	I	J	K	L	M	N	O	P	Q	R	S	T	U	V	W	X	Y	Z
Z	Y	X	W	V	U	T	S	R	Q	P	O	N	M	L	K	J	I	H	G	F	E	D	C	B	A

Example:

I f

R U N L H V H K L F I V W

D Z G V I U I L N G S V

I R E V I L M G L W I B

O Z M W , R G D L F O W

G F I M G L Y O L L W

To learn more about this miracle, read Exodus 4:9 in your Bible.



1 3 5 7

NAME THE ORDER

All of the events below happened in the story of Moses, but they are not in the right order. Read each sentence and number it in the correct order of events. Write the number in the blank at the end of each sentence.

1. Moses stopped two Hebrews from fighting. _____
2. Moses went up on Mount Horeb. _____
3. The Pharaoh's daughter adopted Moses. _____
4. God told Moses to lead the Hebrews out of Egypt. _____
5. Moses married Jethro's daughter Zipporah. _____
6. Moses killed the Egyptian overseer. _____
7. Amram and Jochebed had a baby boy. _____
8. Moses went to live in Midian. _____



Moses tells his family that God has called him to go back to Egypt.

Exodus 4:18



TRUE OR FALSE

Read each statement below. If it is true, circle the "T."
If it is false, circle the "F."

- | | | | |
|-----------|--|----------|----------|
| 1 | The Pharaoh was not worried about the Hebrew population. | T | F |
| 2 | The Pharaoh made a law that all newborn Hebrew boys must die. | T | F |
| 3 | The soldiers killed Jochebed's baby boy. | T | F |
| 4 | Jochebed hid her son in a basket. | T | F |
| 5 | The Pharaoh's daughter found the basket. | T | F |
| 6 | The Pharaoh's daughter nursed Moses. | T | F |
| 7 | The Pharaoh's daughter adopted Moses as her son. | T | F |
| 8 | No one in the palace knew Moses was a Hebrew. | T | F |
| 9 | Moses killed an Egyptian overseer. | T | F |
| 10 | The Pharaoh did not want to punish Moses. | T | F |
| 11 | Moses fled to the land of Midian. | T | F |
| 12 | Moses never married. | T | F |
| 13 | God spoke to Moses through a burning bush on Mount Horeb. | T | F |
| 14 | Moses did not want to go back to Egypt, so God sent Moses' brother Aaron to lead the Israelites. | T | F |

Take an *S.A.T. *Scripture Awareness Test



- 1) Why did Pharaoh want the male Hebrew babies killed?

- 2) How was Moses saved?

- 3) Who took care of baby Moses after Pharaoh's daughter found him?

- 4) Why did Moses kill the Egyptian overseer?

- 5) What two things did the Hebrew slave ask Moses when Moses tried to stop a fight?

- 6) Who wanted Moses killed after learning what Moses had done to the overseer?

- 7) How did Moses escape?

- 8) What did Moses do for Jethro's daughters at the well in Midian?

- 9) How did Moses earn a living in Midian?

- 10) Why did the voice from the burning bush tell Moses to take off his shoes?

- 11) Why was God sending Moses back to Egypt?

- 12) Why did God give Moses the power to turn his rod into a serpent?



M O S E S

POINTS TO PONDER

1.

God asked Moses to take the children of Israel out of Egypt. Moses knew it would be a very hard thing for him to do, but he did what God asked. Has God ever asked you to do something that you felt was very hard?

2.

Moses was afraid to go to Pharaoh. His fear made it hard for him to trust God. What makes you fearful? What does the Bible say about fear?

3.

Moses believed it was wrong for the Egyptians to treat their slaves so cruelly. Why do you think it honors God when we treat other people with kindness and compassion?

4.

It took great faith and courage for Jochebed to give up her son. What do you think might have happened if she had been afraid to give him up? What would have happened to the children of Israel?



Moses is called by God to lead the
children of Israel out of Egypt.

Exodus 3:10

ANSWER KEY

SUPER NUMBER SQUARES — PAGE 6

Answer:
Hebrews

DOUBLE LETTER MIX-UP — PAGE 9

Step One:

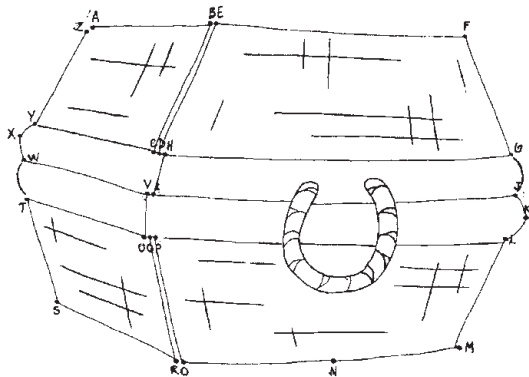
1. Moses
2. Hebrews
3. Egypt
4. Miriam
5. Aaron
6. Mud pits

Step Two:

1. O
2. E, B, W
3. G
4. R, M
5. R, N
6. U, S

Step Three: numbers, grow

DRAW ME A RIDDLE! — PAGE 11



Answer:
"basket" ("ark")

NUMBER WHEEL — PAGE 13


Answer:
Pharaoh's daughter

BACK-WORDS — PAGE 15

Answer:
The woman was his own mother.

WORD STAR — PAGE 16

Answer:
"And she called his name Moses: and she said, 'Because I drew him from the water."



ALPHABET JUMBLE — PAGE 19

Answer: He killed the overseer.

THE UNFINISHED ALPHABET — PAGE 20


Answer:
"Who made you a prince and a judge over us? Do you plan to kill me as you killed the Egyptian?"

ACROSTIC FUN — PAGE 22

- | | |
|----------------|-------------|
| 1. Miriam | 6. mud |
| 2. Pharaoh | 7. slaves |
| 3. Hebrews | 8. fighting |
| 4. Moses | 9. Aaron |
| 5. Mount Horeb | |

Answer:
He went to live in Midian.

MOSES MAZE — PAGE 24




Answer: A shepherd in the land of Midian


SHAPE MATCH-UP — PAGE 25

- | | |
|--------------|---------|
| 1. priest | 4. live |
| 2. well | 5. wife |
| 3. shepherds | 6. God |

PICTURE CROSSWORD — PAGE 26



MOSES JIGSAW PUZZLE — PAGE 28



Answer:
On Mount Horeb

MYSTERY PICTURE — PAGE 29



WORD COMBOS — PAGE 30

- | | |
|----------------|------------|
| A. Hebrews | D. current |
| B. taskmasters | E. angel |
| C. households | F. bondage |

WORD WHIRLS — PAGE 32

1. Egyptian overseer
2. Priest of Midian
3. Zipporah and Gershom
4. Burning bush

IN SHAPE WITH THE BIBLE — PAGE 33

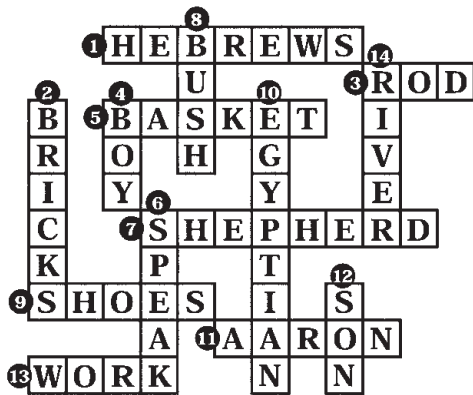
Answer:

*The Lord changed a shepherd's staff
into a serpent.*

MATCH-UPS — PAGE 34

- | | |
|------|-------|
| 1. G | 6. D |
| 2. I | 7. C |
| 3. A | 8. B |
| 4. H | 9. J |
| 5. F | 10. E |

CROSSWORD — PAGE 35



TRIANGLE TRAIL BLAZERS — PAGE 36

Answer:

“Come now therefore and I will send thee unto Pharaoh that thou mayest bring my people the children of Israel out of Egypt.”

THE BACKWARDS ALPHABET — PAGE 37

Answer:

If Moses poured water from the river onto dry land, it would turn to blood.

NAME THE ORDER — PAGE 38

- | | |
|------|------|
| 1. 4 | 5. 6 |
| 2. 7 | 6. 3 |
| 3. 2 | 7. 1 |
| 4. 8 | 8. 5 |

TRUE OR FALSE — PAGE 40

- | | |
|------|-------|
| 1. F | 8. F |
| 2. T | 9. T |
| 3. F | 10. F |
| 4. T | 11. T |
| 5. T | 12. F |
| 6. F | 13. T |
| 7. T | 14. F |

TAKE AN S.A.T. — PAGE 41

- The population of Hebrews was growing too fast and would take over Egypt.
- His mother put him in a basket in the river, and Pharaoh's daughter found him.
- Moses' own mother took care of him.
- The Egyptian was beating a Hebrew slave.
- The slave asked who made Moses their ruler, and if Moses was going to kill him as he had the Egyptian.
- Pharaoh wanted Moses killed.
- Moses fled across the desert to the land of Midian.
- Moses protected Jethro's daughters and watered their sheep.
- Moses became a shepherd.
- Moses was standing on holy ground.
- God was sending Moses to Egypt to deliver his people from bondage.
- God gave Moses power, so Pharaoh would know that Moses was sent by God.

Certificate of Achievement

This certifies that

has mastered the

Moses

RESOURCE & ACTIVITY BOOK

from **NEST Family Entertainment**[™]

by successfully completing all of the puzzles, games, and activities found herein.

As of this date



NEST Family Entertainment

