

 **NEST Complete Learning System™**

**THE
ANIMATED
STORIES FROM
THE
BIBLE®**

Resource & Activity Book



Esther

By: Amy Binder, Kim Freeberg,
Tony Salerno, & Katherine Vawter

 **NEST Family Entertainment™**

Parent and Teacher Guide

Studies have proven learning is enhanced through the use of several senses. A recent study shows that we retain 10 percent of what we see, 20 percent of what we hear, and 50 percent of what we see and hear. But when we see, hear and do, we retain 90 percent of the information.

(Lisa Marie Nelson, Ph.D., Author "The Healthy Family Handbook").

The purpose of this Resource & Activity Book is to help children learn and retain the story theme and principles in a fun and educational way. Your children will love coloring pages, solving puzzles, matching games, completing word searches, and much more! Each Resource & Activity Book also features challenging questions and activities for children from preschool through middle school. And in the rare case you don't know an answer, there's an answer key in the back!

LEVEL OF DIFFICULTY

The activities in this book are designed in three levels of difficulty designated by symbols. The activities with one symbol are geared towards younger children while the activities with two and three symbols become increasingly challenging for older children.



PERMISSION TO REPRODUCE

This Resource & Activity Book contains proprietary information, which is protected by copyright. All rights are reserved. However, any part of this book may be reproduced for personal or classroom use as long as it is not sold. Such permission does not include the storage of any part of this publication in a retrieval system or the transmission of such, in any form, or by any means, electronic, mechanical, recording, etc., without prior written permission of the publisher. This permission applies only to the printed material in this Resource & Activity Book and does not extend to any audio or video production released or distributed by NEST Family Entertainment™. For additional certificates or Resource & Activity Books, contact: NEST Family Entertainment™, LLC. 1461 S. Beltline Rd., Suite 500, Coppell, TX 75019.

TABLE of CONTENTS

<i>Parent and Teacher Guide</i>	2	Who Am I?	24
Scriptural References	4	In Shape with the Bible	25
Activities & Color Pages:		Color Page	26
Color Page	5	Tag-a-long Sentences	27
Letter Exchange	6	God's Courageous Queen	28
Word Wheel	7	Shape Match-up	29
Alphabet Maze	8	Back-words	30
Color Page	9	Color Page	31
Backwards Alphabet	10	Puzzling Problems	32
Word Search	11	Word Jumble	33
Color Page	12	Find the Words	34
The Word Connection	13	Color Page	35
Crossword	14	Word Match	36
Color Page	15	Color Page	37
Mystery Word	16	Letter Swap	38
Word Circle	17	Color Page	39
Color Page	18	True or False	40
Match-ups	19	Color Page	41
The Palace Plot	20	Take an S.A.T.	42
Esther's Mystery Message	21	Points to Ponder	43
Color Page	22	Answer Key	44-46
Word Whirls	23	Certificate of Achievement	47

SCRIPTURE REFERENCES

SCRIPTURE SUBJECT

- | | |
|---|----------------|
| 1. Mordecai is the palace gatekeeper. | Esther 2:19 |
| 2. Esther's parents are dead. | Esther 2:7 |
| 3. Mordecai raises Esther as his daughter. | Esther 2:7 |
| 4. King Xerxes* makes Haman second in command. | Esther 3:1 |
| 5. Xerxes gives a great banquet. | Esther 1:3-5 |
| 6. Xerxes commands Vashti to come to him. | Esther 1:10-11 |
| 7. Vashti refuses to go to King Xerxes. | Esther 1:12 |
| 8. Xerxes removes Vashti from the palace. | Esther 1:19 |
| 9. A new queen is needed for the king. | Esther 2:2 |
| 10. Many beautiful women are brought to the palace. | Esther 2:2-4 |
| 11. Esther goes to the palace. | Esther 2:8 |
| 12. Esther meets Hegai, the keeper of the women. | Esther 2:9 |
| 13. Hegai is very pleased with Esther. | Esther 2:9 |
| 14. Hegai gives Esther servants and the best room in the palace. | Esther 2:9 |
| 15. Mordecai warns Esther to not tell anyone that she is Jewish. | Esther 2:10 |
| 16. Mordecai checks daily to see what becomes of Esther. | Esther 2:11 |
| 17. Xerxes makes Esther his queen. | Esther 2:15-17 |
| 18. Xerxes commands that everyone in the kingdom must bow before Haman. | Esther 3:2 |
| 19. Mordecai does not bow before Haman. | Esther 3:2-5 |
| 20. Haman is angry and vows to destroy all the Jews. | Esther 3:5-6 |
| 21. Mordecai learns of Haman's plot. | Esther 4:1 |
| 22. Mordecai asks Esther to go to the king. | Esther 4:8 |
| 23. Esther asks all the Jews to fast for three days. | Esther 4:16 |
| 24. Esther goes to the king. | Esther 5:1-2 |
| 25. Esther invites Xerxes and Haman to a banquet. | Esther 5:4 |
| 26. Esther tells the king about Haman's plot. | Esther 7:3-6 |
| 27. Haman is executed. | Esther 7:10 |
| 28. Mordecai is made second in command. | Esther 8:2 |

* Xerxes is another name for King Ahasuerus.



Mordecai takes baby Esther into his care.

Esther 2:7

L E T T E R
E X C H A N G E

Find what happened to Mordecai and baby Esther after her parents died.

Follow the directions below to change the letters in “Mordecai and Esther.” The new letters will form words to tell you what happened.

M O R D E C A I A N D E S T H E R

1. **If** Esther was brought to Mordecai at the gate, change MOR to HEB.
2. **If** Mordecai was Esther’s cousin, change AIA to HTHE.
3. **If** Mordecai was Esther’s uncle, change ND to SUP.
4. **If** Mordecai was the palace gatekeeper, change DEC to ROUG.
5. **If** Haman disliked Mordecai, change EST to SHIS.
6. **If** Haman thought the Hebrews should not be slaves, change ER to WE.
7. **If** Vashti was a queen, change ND to RUPA.
8. **If** Esther went to the palace, change HER to OWN.

Separate the letters to form words that will tell you what happened to Mordecai and baby Esther. Write the letters in the blanks below.

Esther 2:7

WORD WHEEL

In Esther 2:7 we discover that Esther had more than one name.

To find what her other name was, move clockwise around the wheel and color in every other letter beginning with the "X" at the arrow. When you have finished, return to the arrow. Moving clockwise around the wheel, read the letters that were not colored in. Write the letters in order in the blanks below the puzzle to discover another name for Esther.



ALPHABET MAZE

Why did Mordecai take Esther to the palace? Solve the puzzle below to find the answer.


Step One: Starting with the “A” in the upper left corner, draw a continuous line through the letters of the alphabet in their correct order until you reach the “Z”. You may move one square at a time, up, down, across or backwards.

**START
HERE**

A	T	H	F	G	E	K	R	S	T	U	V
B	C	D	E	H	I	P	Q	N	G	N	W
E	E	D	J	I	E	O	D	A	N	Y	X
E	W	Q	K	L	M	N	U	E	E	Z	N

**END
HERE**

Step Two: As you move from left to right in each row of the maze, write the letters that were not marked through in order in the blanks below. These letters will spell the reason Mordecai took Esther to the palace.



Mordecai takes Esther to the palace.

Esther 2:8

THE BACKWARDS

A L P H A B E T

Mordecai told Esther there was something she should not tell anyone in the palace. Use the code to discover Esther's secret.

To decode the secret, match the code letter below each blank with the letter in the top row of the Code Box. Write the letter below it on the blank above the code letter.

CODE BOX																									
A	B	C	D	E	F	G	H	I	J	K	L	M	N	O	P	Q	R	S	T	U	V	W	X	Y	Z
Z	Y	X	W	V	U	T	S	R	Q	P	O	N	M	L	K	J	I	H	G	F	E	D	C	B	A

Example:

s h e

 H S V D Z H Q V D R H S

_____ _____ _____
 Z M W D Z H I V O Z G V W

_____ _____
 G L N L I W V X Z R

WORD SEARCH

Find and circle all of the words that are hidden in the puzzle below. Words are down, across, diagonal, and backwards. You will find a list of these words in the word box at the bottom of the page.



K A O B E D I E N C E C B H T I A F
 K I K H L G N C R O W N F E O E P D
 I J N M Y B Z V A W U B X B T S R Q
 R G H G I N A M A H E J F R D M C M
 E O N P D M Q N R L Q U E E N I K O
 P S Y X A O B W Q Z V C U W T Z S R
 E B T C E A M F D U J R E S G A H D
 E S R H Q P O Z N M E L E C K D I E
 K T X Z E Y E A U B C T V Y A W D C
 E D G E F R C X E R X E S F A L E A
 T H I J E K U A P W L R B S X R A I
 A D E S V C F G R E T P E C S H P P
 G Q H P Q O O N M N L T K M J Z I Y
 R T A C W D X V E K I N G I J U K V
 S E N O R H T B F Z G H V A S H T I

WORD BOX

- | | | | |
|-------------|---------------|-------------|---------------|
| 1. ESTHER | 6. VASHTI | 11. SCEPTER | 16. KINGDOM |
| 2. MORDECAI | 7. DAZIM | 12. CROWN | 17. PRAYER |
| 3. XERXES | 8. GATEKEEPER | 13. THRONE | 18. FAITH |
| 4. HAMAN | 9. PALACE | 14. KING | 19. OBEDIENCE |
| 5. ZERESH | 10. HEBREWS | ✓15. QUEEN | 20. BANQUET |



Hegai is pleased with Esther's beauty.

Esther 2:9

THE WORD CONNECTION

WORD BOX

QUEEN	TRUE	SEE	TO	TEST
OLD	SET	TELL	WAS	AND
ALL	ARE	OBEDIENT	THING	SAT
SONG	GOD	SOB	TEAR	SAW
ASK	TOLD	ESTHER	BRING	EAT

There is an important message about Esther hidden in the Word Box above. To find this message, follow the three steps below.

Step One: Cross off all the words in the Word Box described as follows:

All 4-letter words beginning with T

All 3-letter words beginning with vowels

All words ending in G


All 3-letter words beginning with S

Step Two: Write the remaining words in the blanks:

_____	_____	_____
_____	_____	_____

Step Three: Write the words in the correct order to form a sentence. It will tell you something important about Esther.

CROSS WORD



ACROSS

3. The act of obeying
4. Xerxes' title
5. Mordecai's title
8. The queen before Esther
10. The king's name
11. Feast
14. The people Haman wanted to kill
15. An area ruled by a king or queen
16. Esther was chosen queen because of her _____.
17. A king and queen's home
18. How we talk to God

DOWN

1. Esther's title
2. He raised Esther
6. She became queen of Persia
7. He plotted against the Hebrews
9. Haman's wife
12. A king's chair
13. A rod that is a symbol of a king's authority



Esther is taken to the king.

Esther 2:16


Mystery

WORD

Read each word below. If it belongs to the Esther story, circle the letter in the "Yes" column. If it does not belong to the story, circle the letter in the "No" column.

	<u>Yes</u>	<u>No</u>
1. Mordecai	C	J
2. Daniel	K	O
3. Xerxes	U	L
4. Moses	H	R
5. Esther	A	S
6. Zeresh	G	P
7. Noah	D	E
8. Haman	O	L
9. Elijah	R	U
10. Hebrews	S	H

To discover the secret word that describes one of Esther's character qualities, copy all the circled letters in order on the blanks below.



God had a very special plan for Esther and her people. Solve the puzzle to find what it was.

For each numbered blank below, find the matching number around the word circle. Draw a straight line from the center dot to this number. Beginning with the center dot, the letters in the line will spell the word that goes on the blank. Write the word on the blank.

_____ 4 _____ 6 _____ 8 _____ 2 _____ 3

Persia and _____ 7 _____ 1 _____ 5



The king makes Esther queen over
his kingdom. *Esther 2:17*

MATCH-UPS

Draw a line from the person or thing in column A to its description in column B.


Column A

1. Shushan Palace
2. Esther
3. Xerxes
4. Mordecai
5. Vashti
6. Haman
7. Zeresh
8. Hebrews
9. Banquet
10. Gatekeeper



Column B

- A. Xerxes' queen before Esther
- B. The man who raised Esther
- C. What Esther prepared for Xerxes and Haman
- D. The home of King Xerxes
- E. The king of Persia
- F. Became queen of Persia
- G. Mordecai's job title
- H. Plotted against the Hebrews
- I. The people Esther saved
- J. Haman's wife



THE PALACE PLOT

When Esther was queen, two of the palace guards plotted to kill the king. Someone warned the king, and the wicked guards were caught.

To find who saved the king's life, color every other letter below. Go clockwise. The first letter is colored in for you. Copy the colored letters in order on the spaces below to find the answer.



Who saved the king's life?

You may read about this in Esther 2:21-23.

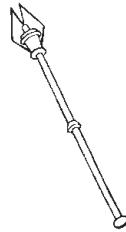
ESTHER'S MYSTERY MESSAGE

Follow the two steps below to decode the message and learn something special about Queen Esther.

Step One: Each picture below is something or someone in the “Esther” story. Match each word in the Word Box with a picture and write the word in the blanks below it.

Word Box

HAMAN PALACE MORDECAI SLAVE GIRL SCEPTER



1

2

3


4

5

6

7

8



9

10

11

12

13

14

Step Two: Write the numbered letters in their correct blanks below to decode the mystery message.

11 12 5 6 11 14

6 10 2

13 14 11 10 5

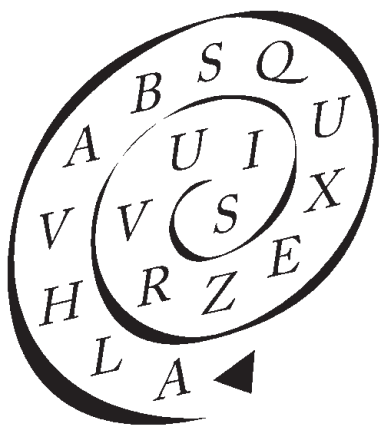
4 1 7 9 10 12 12 3 1 8




Queen Esther feeds the poor
in the palace kitchen.

Word Whirls


On each word whirl below, begin at the arrow and circle the first letter. Then circle every other letter. The circled letters will make a word that will answer the question below each puzzle. Write your answers in the blanks.




1. What is another name for Xerxes?



2. Where did Esther and Xerxes live? (2 words)



3. What was Mordecai's job title?



4. What event did Esther plan for Xerxes and Haman?

WHO AM I ?

Each rhyme describes a person in Esther's story. Read each rhyme aloud. Then write your answer in the blank.

**Xerxes called to me one day,
But I wanted my own way
And refused to show my face.
I was banished in disgrace.**

WHO AM I ?

**I am ruler of the land
With a scepter in my hand.
Esther came into my life,
And I made her my own wife.**

WHO AM I ?

**I am wise, a godly man,
And I knew God had a plan.
I raised Esther as my own
Until she was fully grown.**

WHO AM I ?

**I am sinful and strong-willed.
All the Jews I would have killed.
I have power from the king
To do almost anything.**




WHO AM I ?

**When my beauty had been seen,
Xerxes crowned me as his queen.
No one in the palace knew
That I had been born Hebrew.**

WHO AM I ?

**I am wicked; I am mean,
And I wanted to be queen.
Haman and I were a team.
Esther spoiled our best scheme.**

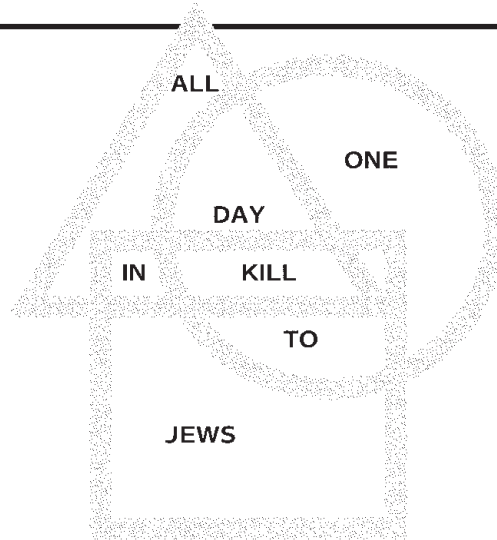
WHO AM I ?















IN SHAPE WITH THE BIBLE

Solve the puzzle to discover Haman's evil plan.

Follow the instructions to fill each blank with the correct word.
When you use a word, cross it off the puzzle.




1. Find the word that is in the  only. Write this word in blank 3.
2. Find the word that is in the  and  only. Write this word in blank 7.
3. Find the word that is in the  only. Write this word in blank 4.
4. Find the word that is in the  and  only. Write this word in blank 5.
5. Find the word that is in the  and  only. Write this word in blank 1.
6. Find the word that is in the  only. Write this word in blank 6.
7. Find the word that is in the , the  and the . Write this word in blank 2.


Haman planned _____

1 2 3

4 5 6 7



Esther reads the decree that all the
Jews will be destroyed. *Esther 4:8-9*



Each word in the sentences below is either combined with part of another word or is divided in the wrong place. Separate the letters, and write each word in order in the blanks below the sentences. Each sentence describes an event from Esther's story.

1. Morde caiado ptedEs thera shisd augh ter.

2. Esth eran dman yothe rgir lswe nttot hep al ace.

3. Est herto ldnoo neth atshew asJe wish.

4. Mor deca ias kedEs thert ospe akwi thth eki ng.

5. Est herha dgre atco ura ge.

6. Mord ecaiwa smad eseco ndinc omm and.



God's Courageous Queen

When Esther heard that Haman was planning to kill all the Jews, she knew she must go to the king, even if she were killed. She was willing to go, but she needed the Jewish people to help her.

To find what she asked them to do, start at the arrow and move through the maze until you reach the circle in the center. Write Esther's request on the lines below.


HEBREWS GATHER GO
 JEW S KING ALL SHUSHAN OF GATHER AND
 THE TOGETHER ALL AND THE ALL TOGETHER
 THE AND THE FAST PRAY ALL
 HEBREWS JEW S AND PRAY SO ME DAY NIGHT
 AND FAST THREE DO ME DAY AND EAT
 ME OR NOT NIGHT TOGETHER
 DAYS DRINK OR NIGHT JEW S EAT
 FAST FOR THREE DAYS EAT SO DRINK
 EAT PRAY DRINK THE KING


Esther 4:16 says: _____


SHAPE MATCH-UP

Use the word in the matching shape at the bottom of the page to finish the sentence. Write the word in the shape.

1. Esther was Mordecai's  .







2. Mordecai raised Esther as his  .

3. Esther grew up to be a lovely young  .

4. One day Esther went to the  .

5. The  asked Esther to be his queen.

6. Esther  the lives of her people.

 **woman**
 **palace**
 **king**
 **daughter**
 **cousin**
 **saved**

BACK-WORDS

Esther had great courage to enter the king's inner chamber without being called. Solve the puzzle to discover the risk she took.

Step One: If the sentence is true, circle the backward word in the true column. If it is false, circle the word in the false column.

1. Esther was born in the palace.
2. The king knew Esther was Jewish.
3. Esther became queen of Persia.
4. Haman and Mordecai were friends.
5. Esther invited the king to a banquet.
6. All the Jews were killed except Esther.

TRUE	FALSE
NEEUQ	EHS
YAM	DLUOC
EB	HCUS
TAERG	TUP
OT	ESOL
EFIL	HTAED

Step Two: Copy the circled backward words on the blank spaces in Row One. In Row Two rewrite the words, spelling them forward.

Row One _____

Row Two _____



Queen Esther invites King Xerxes
and Haman to a banquet. *Esther 5:2-4*

Puzzling PROBLEMS

Esther was brave enough to obey Mordecai and tell the king she was Jewish. Solve the puzzle to find how God rewarded Esther's courage.

Step 1: Solve the math problems and then circle the word next to the number that matches your answer.

$$\begin{array}{r} 3 \\ -2 \\ \hline \square \end{array}$$

- 1 WERE
- 2 MANY
- 3 SO
- 4 PLOTTED

$$\begin{array}{r} 1 \\ +1 \\ \hline \square \end{array}$$

- 1 GIVING
- 2 AND
- 3 FIND
- 4 WANT

$$\begin{array}{r} 2 \\ +2 \\ \hline \square \end{array}$$

- 1 IF
- 2 WERE
- 3 STAY
- 4 ESTHER

$$\begin{array}{r} 4 \\ -3 \\ \hline \square \end{array}$$

- 1 JEWS
- 2 KINGDOM
- 3 TWO
- 4 FOR

$$\begin{array}{r} 3 \\ \div 1 \\ \hline \square \end{array}$$

- 1 TELL
- 2 CROWN
- 3 THE
- 4 GO

$$\begin{array}{r} 1 \\ +2 \\ \hline \square \end{array}$$

- 1 HER
- 2 OUT
- 3 SAVED
- 4 HELP

Step 2: Write the circled words in the space below.

Step 3: Rearrange the words to make a sentence. The sentence will tell you how God rewarded Esther.

WORD JUMBLE

Who am I? Unscramble each word on the right using the clues given in the statement on the left. Your answers will be names of people or things that are important to Esther's story.

1. I am the king of Persia.
Who am I?

R E X E X S

2. I did not come when called.
Who am I?

E U N E Q T H A V I S

3. I raised Esther because her
parents died. Who am I?

D A M I E R O C

4. King Xerxes placed me on
Esther's head. What am I?

W O R N C

5. I wrote a decree to have all
the Jews killed. Who am I?

A H N M A

6. I invited King Xerxes to a
banquet. Who am I?

R E S H E T

7. We were all saved because of
Queen Esther. Who are we?

E S W J

8. If I were turned up-side-down,
it meant death. What am I?

C R E S T E P

FI ND THE WORDS

Follow each step to find what Mordecai refused to do for Haman.

- Read each sentence below. Follow the instructions only if the sentence is true.
 - If Esther was Xerxes' queen, cross off all the Z's, Q's, X's and V's.
 - If Haman killed all the Hebrews, cross off all the O's, E's, and H's.
 - If Zeresh wanted Haman to be king, cross off all the A's, J's, K's and L's.

Z	X	A	J	B	J	K	L	O	Z	X	K	V
Q	X	W	A	L	B	E	Z	L	K	J	V	Q
X	V	L	J	A	K	H	A	J	L	O	Q	V
R	V	L	Q	J	K	V	X	Z	A	L	J	K
J	I	L	K	A	Q	V	Z	Q	A	Z	V	E
L	V	Q	X	Z	V	X	A	M	J	K	L	A
Z	Q	V	X	F	A	J	K	L	Z	Q	V	X

2. Write the remaining letters in the boxes:

--	--	--	--	--	--	--	--	--	--	--	--	--

3. Unscramble the letters to form three words in the blanks below that complete the sentence.

Mordecai refused to _____





Haman tries to make Mordecai bow down before him.

WORD MATCH

There are four words hidden in the puzzles below that are found in the story of Esther. Follow the steps to find the four words.

Step One: Look carefully at the two words in each row. If the words match, or if they have the same meaning, circle the number between them. If the words do not match each other, or if they have opposite meanings, do not circle the number between them.

Step Two: Each number you circled stands for a letter of the alphabet. Match each circled number with its correct letter from the letter grid. The letters will spell a word that completes the sentence below the puzzle. Write the word in the blank.

1 ESTHER **11** QUEEN
 RICH **6** POOR
 XERXES **9** KING
 PALACE **24** TENT
 FAITH **14** BELIEVE
 DAZIM **7** FATHER

Zeresh wanted Haman to be _____.

2 XERXES **16** RULER
 HAMAN **15** WICKED
 ZERESH **4** GODLY
 SCEPTER **15** ROD
 ESTHER **7** DISOBEDIENT
 HEBREWS **18** JEWS

Esther gave food and drink to the _____.

3 WISE **21** FOOLISH
 ESTHER **6** OBEDIENT
 THRONE **5** CHAIR
 JUST **1** FAIR
 MORDECAI **13** WICKED
 BRAVE **19** COURAGEOUS
 ZERESH **20** EVIL

Esther prepared a _____ for Xerxes and Haman.

4 MORDECAI **3** GATEKEEPER
 VASHTI **15** QUEEN
 HAMAN **21** EVIL
 XERXES **19** KING
 HONEST **11** DISHONEST
 ESTHER **9** JEWISH
 ZERESH **14** WIFE

Mordecai was Esther's _____.

LETTER GRID

A	B	C	D	E	F	G	H	I	J	K	L	M	N	O	P	Q	R	S	T	U	V	W	X	Y	Z
1	2	3	4	5	6	7	8	9	10	11	12	13	14	15	16	17	18	19	20	21	22	23	24	25	26



Zeresh advises Haman to have
Mordecai killed. *Esther 5:14*

LETTER

S W a p

Fill in the squares below to discover a word that describes one of Esther's character qualities.

I'm a letter in **LOAD**, but not in **LAD**:

I'm a letter in **TALL**, but not in **TELL**:

I'm a letter in **CAT**, but not in **SAT**:

I'm a letter in **BUT**, but not in **BAT**:

I'm a letter in **LOG**, but not in **LOT**:

I'm a letter in **NOR**, but not in **NOT**:

I'm a letter in **NOB**, but not in **NAB**:

I'm a letter in **SEW**, but not in **NEW**:

I'm a letter in **BET**, but not in **BIT**:

I'm a letter in **STUMP**, but not in **STAMP**:

Write the letters from the boxes on the line below.

Unscramble the letters from the boxes to find what I am.



Esther reveals that she is Jewish and tells of Haman's plan to kill all the Jews. *Esther 7: 3-6*

TRUE OR FALSE


Read each statement below. If it is true, circle the "T." If it is false, circle the "F."

- | | | | |
|-----------|---|----------|----------|
| 1 | E sther's parents raised her. | T | F |
| 2 | V ashti was more beautiful than Esther. | T | F |
| 3 | I f Queen Esther displeased the king she would be killed. | T | F |
| 4 | H aman was promoted to a position next to the king. | T | F |
| 5 | M ost of the Jewish people were slaves to the Persians. | T | F |
| 6 | H aman did not like Mordecai because he would not bow down to him. | T | F |
| 7 | K ing Xerxes knew Esther was a Jewish girl. | T | F |
| 8 | K ing Xerxes did not know that Haman was plotting to have Mordecai killed. | T | F |
| 9 | T here was a decree made that all Jews would be killed. | T | F |
| 10 | H aman was really plotting to be the king. | T | F |
| 11 | T he Hebrews were often called the Jews. | T | F |
| 12 | H aman knew all along that Queen Esther was Jewish. | T | F |
| 13 | H aman told lies to the king about the Jewish people so he would have them killed. | T | F |
| 14 | Q ueen Esther saved all the Jewish people from death. | T | F |
| 15 | K ing Xerxes promoted Mordecai to Haman's position. | T | F |



The king makes Mordecai
second in command. *Esther 8: 1-2*

Take an *S.A.T. *Scripture Awareness Test



- 1) What was Mordecai's job?

- 2) Why was baby Esther given to Mordecai?

- 3) Why was King Xerxes angry with Queen Vashti?

- 4) What was the reason for Esther to go to the palace?

- 5) Who became queen?

- 6) What did Mordecai warn Esther to keep secret?

- 7) Who would not bow down to Haman?

- 8) What decree did Haman write?

- 9) What did Haman build?

- 10) What could happen to the person who entered the king's chamber without being called?

- 11) What did Esther plan for the king and Haman?

- 12) Who did Esther accuse of trying to kill her and also her people?

E S T H E R

POINTS TO PONDER

1. **E**sther was willing to go to the king even if she died for it. This decision took great courage. What decisions have you made that took courage?

2. **M**ordecai believed that God would always take care of Esther. Name three ways that God takes care of you every day.

3. **E**sther had great compassion for the poor. She wanted to feed them and help them. How can you show compassion for those who do not have as much as you?

4. **K**ing Xerxes ruled over all of the Jews at that time. What do you think might have happened if Esther had been afraid to go before the king?

ANSWER KEY

LETTER EXCHANGE — PAGE 6

Answer:

He brought her up as his own.


WORD WHEEL — PAGE 7

Answer: *Esther's Hebrew name was Hadassah.*

ALPHABET MAZE — PAGE 8

Answer:


The king needed a new queen.



BACKWARDS ALPHABET — PAGE 10

Answer: *She was Jewish and was related to Mordecai.*

WORD SEARCH — PAGE 11




THE WORD CONNECTION — PAGE 13

QUEEN; GOD; OBEDIENT;

ESTHER; TO; WAS

Answer: *Queen Esther was obedient to God.*

CROSSWORD — PAGE 14



MYSTERY WORD — PAGE 16

1.C; 2.O; 3.U; 4.R; 5.A;

6.G; 7.E; 8.O; 9.U; 10.S

Answer: *Courageous*

WORD CIRCLE — PAGE 17

Answer: *She was made queen of Persia and saved the Jews.*

MATCH-UPS — PAGE 19

Answers:

1. D; 2. F; 3. E; 4. B; 5. A;

6. H; 7. J; 8. I; 9. C; 10. G

THE PALACE PLOT — PAGE 20

Answer: *Mordecai*

ESTHER'S MYSTERY MESSAGE — PG 21


Step One: *MORDECAI, SCEPTER, HAMAN, PALACE, SLAVE GIRL*

Answer:

Esther had great compassion.

WORD WHIRLS — PAGE 23


1. Ahasuerus




2. Shushan Palace



3. Gatekeeper



4. Banquet



WHO AM I? — PAGE 24

Answers:

- | | |
|----------|--------|
| Vashti | Xerxes |
| Mordecai | Haman |
| Esther | Zeresh |

IN SHAPE WITH THE BIBLE — PAGE 25

Answer: *Haman planned to kill all Jews in one day.*

TAG-A-LONG SENTENCES — PAGE 27

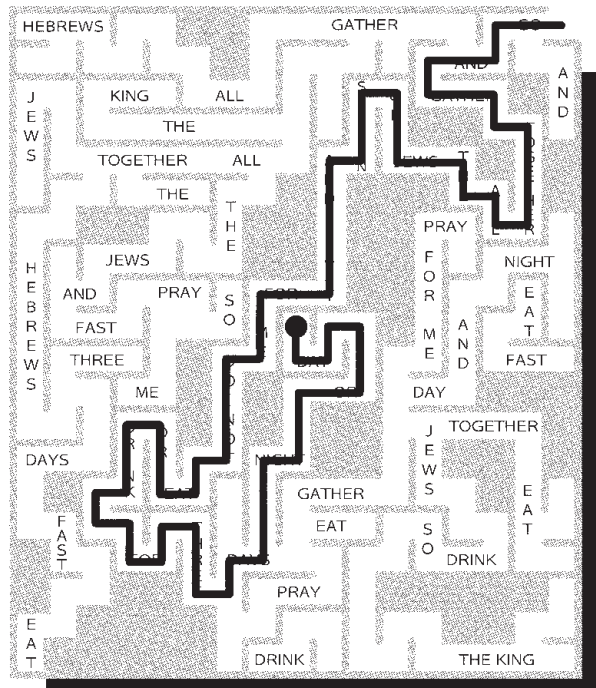
- Mordecai adopted Esther as his daughter.*
- Esther and many other girls went to the palace.*

TAG-A-LONG SENTENCES — CONT'D.

- Esther told no one that she was Jewish.*
- Mordecai asked Esther to speak with the king.*
- Esther had great courage.*
- Mordecai was made second in command.*

GOD'S COURAGEOUS QUEEN — PAGE 28

Answer: *Go and gather together all the Jews of Shushan and fast for me. Do not eat or drink for three days, night or day.*



SHAPE MATCH-UP — PAGE 29

- cousin;*
- daughter;*
- woman;*
- palace;*
- king;*
- saved.*

BACK-WORDS — PAGE 30

- EHS;*
- DLUOC;*
- EB;*
- TUP;*
- OT;*
- HTAED*

Answer: *She could be put to death.*

PUZZLING PROBLEMS — PAGE 32

WERE AND
ESTHER JEWS
THE SAVED

Answer:

Esther and the Jews were saved.

WORD JUMBLE — PAGE 33


1. XERXES; 2. QUEEN VASHTI;
3. MORDECAI; 4. CROWN;
5. HAMAN; 6. ESTHER;
7. JEWS; 8. SCEPTER

FIND THE WORDS — PAGE 34

Step Two:

R, I, W, B, F, B, E, H, O, M, O, E

Answer: *Bow before him.*



WORD MATCH — PAGE 36

1. KING; 2. POOR;
3. FEAST; 4. COUSIN

11	(K)	16	(P)
6		15	(O)
9	(I)	4	
24		15	(O)
14	(N)	7	
7	(G)	18	(R)

WORD MATCH — CONT.

21		3	(C)
6	(F)	15	(O)
5	(E)	21	(U)
1	(A)	19	(S)
13		11	
19	(S)	9	(I)
20	(T)	14	(N)

LETTER SWAP — PAGE 38

O, A, C, U, G, R, O, S, E, U

Answer: *Courageous*

TRUE OR FALSE — PAGE 40

- | | | |
|------|-------|-------|
| 1. F | 6. T | 11. T |
| 2. F | 7. F | 12. F |
| 3. T | 8. T | 13. T |
| 4. T | 9. T | 14. T |
| 5. T | 10. T | 15. T |

TAKE AN S.A.T. — PAGE 42

1. *He was a palace gatekeeper.*
2. *Esther's parents had died.*
3. *She did not come when he called.*
4. *King Xerxes was looking for a new queen.*
5. *Esther became queen.*
6. *He told her to keep her Jewish identity a secret.*
7. *Mordecai would not bow to Haman.*
8. *Haman wrote a decree that all Jews be killed.*
9. *Haman built gallows on which to hang Mordecai.*
10. *The person could be killed.*
11. *She planned a banquet for them.*
12. *She accused Haman.*

Achievement Certificate of Achievement

This certifies that

_____ has mastered the

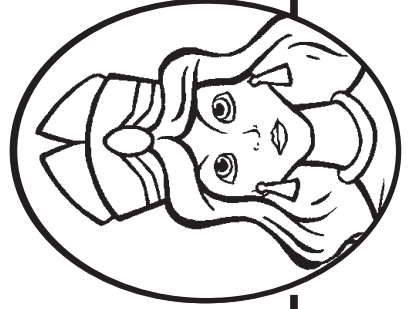
Esther

RESOURCE & ACTIVITY BOOK

from **NEST Family Entertainment**

by successfully completing all of the puzzles, games, and activities found herein.

_____ certifies that
As of this date



NEST Family Entertainment

_____ puzzles, games, and activities found herein.

