


 **NEST Family Entertainment™**

**THE
ANIMATED
HERO
CLASSICS®**

Resource & Activity Book



Harriet Tubman

By: M.G. Ron Johnson, Pamela McClure,
Tony Salerno & Katherine Vawter

 **NEST Family Entertainment™**

Parent and Teacher Guide

Studies have proven learning is enhanced through the use of several senses. A recent study shows that we retain 10 percent of what we see, 20 percent of what we hear, and 50 percent of what we see and hear. But when we see, hear and do, we retain 90 percent of the information.

(Lisa Marie Nelson, Ph.D., Author “The Healthy Family Handbook”).

The purpose of this Resource & Activity Book is to help children learn and retain the story theme and principles in a fun and educational way. Your children will love coloring pages, solving puzzles, matching games, completing word searches, and much more! Each Resource & Activity Book also features challenging questions and activities for children from preschool through middle school. And in the rare case you don't know an answer, there's an answer key in the back!

LEVEL OF DIFFICULTY


The activities in this book are designed in three levels of difficulty designated by symbols. The activities with one symbol are geared towards younger children while the activities with two and three symbols become increasingly challenging for older children.



Level One
Easy



Level Two
Intermediate



Level Three
Advanced

CURRICULUM RELATED

These educational activities are related to various educational discipline such as social studies (geography, history, culture), language arts (spelling, creative writing, grammar, literature), math (simple equations), and science. There are also activities for character development, video awareness, problem solving, music, and art. The subject codes below are for your convenience.



Art



Character
Development



Culture



Geography



History



Language
Arts



Math



Music



Problem
Solving



Science



Spelling



Video
Awareness



Writing

TEACHER

PERMISSION TO REPRODUCE

This Resource & Activity Book contains proprietary information, which is protected by copyright. All rights are reserved. However, any part of this book may be reproduced for personal or classroom use as long as it is not sold. Such permission does not include the storage of any part of this publication in a retrieval system or the transmission of such, in any form, or by any means, electronic, mechanical, recording, etc., without prior written permission of the publisher. This permission applies only to the printed material in this Resource & Activity Book and does not extend to any audio or video production released or distributed by NEST Family Entertainment™. For additional certificates or Resource & Activity Books, contact: NEST Family Entertainment™, LLC. 1461 S. Beltline Rd., Suite 500, Coppell, TX 75019.

TABLE of CONTENTS

Parent and Teacher Guide.....	2	<i>Harriet's Crossword</i>	<i>24</i>
References	3	<i>Color Page</i>	<i>25</i>
Activities & Color Pages:		<i>Line 'Em Up</i>	<i>26</i>
<i>Color Page</i>	<i>5</i>	<i>Letter Blackout</i>	<i>27</i>
<i>Traveling North</i>	<i>6</i>	<i>Finish the Story</i>	<i>28</i>
<i>Letter Shuffle</i>	<i>7</i>	<i>Color Page</i>	<i>29</i>
<i>Triangle Puzzlers</i>	<i>8</i>	<i>Be A Detective!</i>	<i>30</i>
<i>Color Page</i>	<i>9</i>	<i>Southern Cooking</i>	<i>31</i>
<i>Shape the Answer</i>	<i>10</i>	<i>What Am I?</i>	<i>32</i>
<i>Songs of Freedom</i>	<i>11</i>	<i>Color Page</i>	<i>33</i>
<i>The A-Maze-Ing Harriet</i>	<i>12</i>	<i>Freedom Shapes Up</i>	<i>34</i>
<i>Color Page</i>	<i>13</i>	<i>Connect the Dots</i>	<i>35</i>
<i>Survival Skills</i>	<i>14</i>	<i>Even or Odd</i>	<i>36</i>
<i>Word Search</i>	<i>15</i>	<i>Color Page</i>	<i>37</i>
<i>North & South</i>	<i>16</i>	<i>Mix'n' Match Code</i>	<i>38</i>
<i>Color Page</i>	<i>17</i>	<i>Fun with Math and Words</i>	<i>39</i>
<i>Character Riddles</i>	<i>18</i>	<i>True or False</i>	<i>40</i>
<i>Underground Numbers</i>	<i>19</i>	<i>Questions</i>	<i>41</i>
<i>Talking Quilts</i>	<i>20</i>	<i>Color Page</i>	<i>42</i>
<i>Color Page</i>	<i>21</i>	<i>Fun Things to Think About & Do</i>	<i>43</i>
<i>All American Spelling Bee</i>	<i>22</i>	Answer Keys	44-46
<i>What If It Were You?</i>	<i>23</i>	Certificate of Achievement	47

REFERENCES

For those wishing to further study the life of Harriet Tubman, some of the references used in research for the Resource & Activity Book are listed below, along with other titles that may be of interest.

Adler, David A., *A Picture Book of Harriet Tubman*, Holiday House, New York, 1992.

Bains, Rae, *Harriet Tubman, The Road to Freedom*, Troll Associates, Mahwah, New Jersey, 1982.

Benjamin, Anne, *Young Harriet Tubman, Freedom Fighter*, Troll Associates, Mahwah, New Jersey, 1992.

Bial, Raymond, *The Underground Railroad*, Houghton Mifflin Company, Boston, 1995.

Buckmaster, Henrietta, *Let My People Go*, University of South Carolina Press, Columbia, 1992.

Chang, Ina, *A Separate Battle: Women and the Civil War*, Penguin Books, New York, 1991.

Egerton, John, *Scuthern Food*, Alfred A. Knopf, New York, 1987.

Grant, Matthew G., *Harriet Tubman, Black Liberator*, Creative Education, Mankato, Minnesota, 1974.

Hamilton, Virginia, *Many Thousand Gone: African Americans from Slavery to Freedom*, Alfred A. Knopf, New York, 1993.

Kallen, Stuart, *Days of Slavery: A History of Black People in America 1619-1863*, Abdo & Daughters, Edina, Minnesota, 1990.

Paulson, Timothy J., *Days of Sorrow, Years of Glory 1831-1850*, Chelsea House Publishers, New York, 1994.

Petry, Ann, *Harriet Tubman, Conductor on the Underground Railroad*, Thomas Y. Crowel Company, New York, 1955.

Still, William, *The Underground Railroad*, Johnson Publishing Company, Inc., Chicago, 1970.

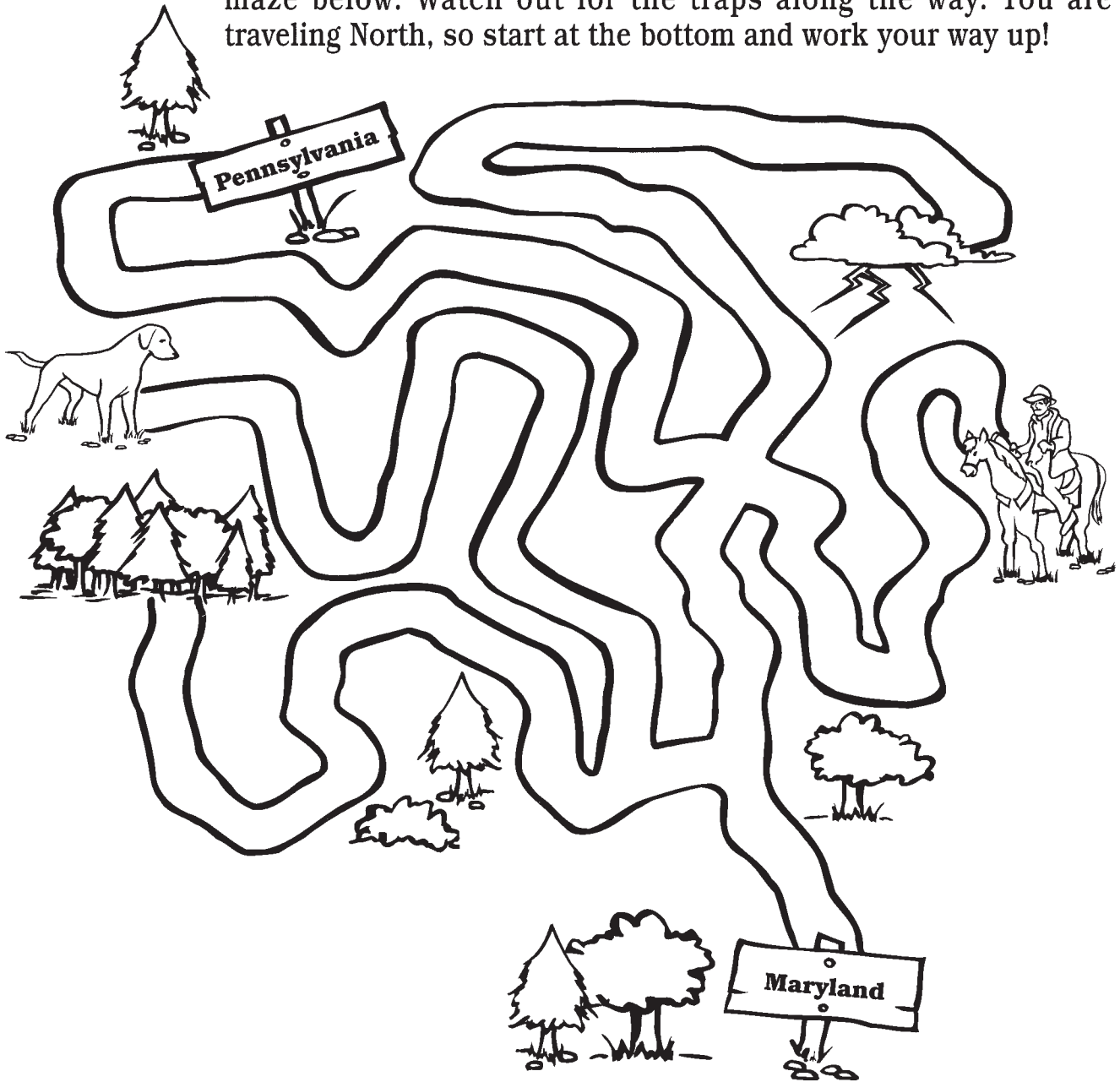



Harriet Tubman is one of the bravest women in history.



TRAVELING NORTH

Make your way from Maryland to Pennsylvania through the maze below. Watch out for the traps along the way. You are traveling North, so start at the bottom and work your way up!





Letter

SHUFFLE!

See how many words YOU can make out of the letters in the name:

HARRIET TUBMAN

NOTE: You cannot use any letter more times that it appears in the name.
(For example: no more than one M, two T's, etc.)

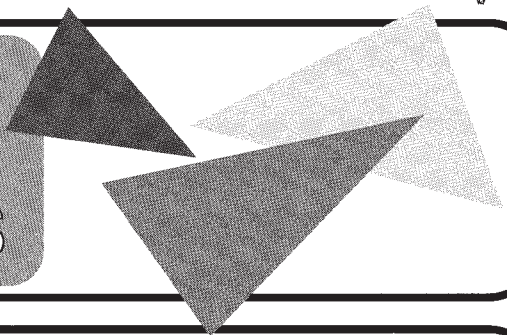
3 Letter Words - 1 point each	4 Letter Words - 2 points each
___ words x 1 = ___ points	___ words x 2 = ___ points
5 Letter Words - 3 points each	6 Letter Words - 4 points each
___ words x 3 = ___ points	___ words x 4 = ___ points

TOTAL POINTS _____ :

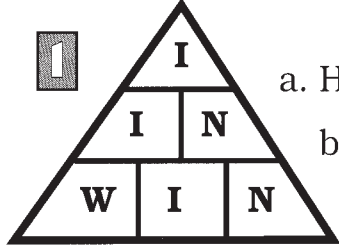
**5-15 = Junior • 16-30 = Intermediate • 31-45 = Advanced • 46-60 points = Ace
61-85 = Champ • 86-100 = Super Champ • 101 and up = Out of Sight!**



Triangle Puzzlers

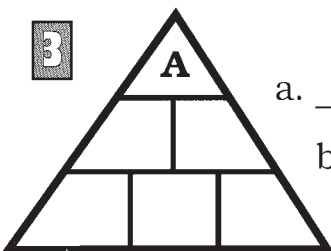
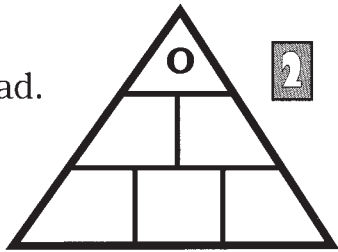


Using the letter at the top of each triangle, add a letter to make a two-letter word, then add two letters to make a three-letter word. The sentences beside each triangle are the clues that will help you find the right words. The first puzzle is already worked out for you.



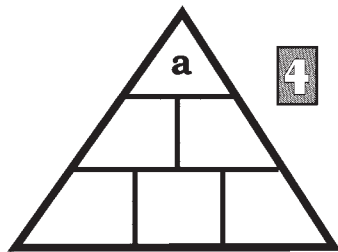
- a. Harriet Tubman was born IN Maryland in 1820.
 b. Harriet helped the North to WIN the Civil War.

- a. Many slaves escaped _____ the Underground Railroad.
 b. Harriet was the first _____ in her family to escape.



- a. _____ she grew older, Harriet longed for freedom.
 b. Harriet _____ free when she reached Pennsylvania.

- a. Harriet stayed _____ many different "stations" on the Underground Railroad.
 b. Many times there wasn't much food, so she _____ very little.



Now you can make up your own triangle puzzlers! Remember to change only one letter at a time to make new words.








**“I may have to sell
some of my best slaves.”**









SHAPE THE ANSWER

The secret message below is something that Harriet Tubman told people when she talked about slavery. Decode the message by matching the shapes in the coded message with the shapes in the Code Box. Write the word on the blank.

CODE BOX

				
<i>WILLS</i>	<i>GOD</i>	<i>WILL</i>	<i>WILLED</i>	<i>SLAVES</i>

					
<i>WE</i>	<i>US</i>	<i>MEN</i>	<i>DO</i>	<i>AS</i>	<i>FREE</i>




_____ .



_____ .



_____ .



SONGS OF FREEDOM

The Southern slaves longed for freedom. Even their songs told of their hope of freedom. Many of the slaves became Christians in America and created their own spiritual songs. Many times these spiritual songs would have two meanings, one meaning for the Bible story and another meaning for the slaves' lives.

"Go Down Moses," a popular black spiritual, had two meanings to its words. One meaning told about Moses in the Bible and the other told about what the slaves were enduring every day. Read the words to this song and then answer the questions at the bottom of the page.

"Go Down Moses"

*When Israel was in Egypt's Land,
Let my people go.
Oppressed so hard they could not stand,
Let my people go.
Go down, Moses, way down in Egypt's Land,
Tell old Pharaoh, let my people go.
No more shall they in bondage toil,
Let my people go.
Let them come out with Egypt's spoil,
Let my people go.
Go down, Moses, way down in Egypt's Land,
Tell old Pharaoh, let my people go.*

1. What was the slaves' personal meaning for "Egypt's Land"?
2. What place would have been considered "the Promised Land" in the slaves' lives?
3. Who do you think was the "Pharaoh" in the slaves' lives?
4. Why do you think Harriet Tubman was given the nickname "Moses of her people"?



The A-MAZE-ING HARRIET

Harriet traveled almost ninety miles from her home in Maryland to her freedom. She knew if she made it to a certain state she would be free. What was the name of the state?

Go through the maze and cross off every other letter starting with the "A." The remaining letters spell the name of the state that offered freedom to Harriet. Write the letters on the blanks below.

A	P	R	E	S	N	T	A	R	N	O	I
[Shaded]					A	O	V	[Shaded]	N	[Shaded]	
G	Y	U	S	O	N	L	S	E	I	A	
E	[Shaded]				O	E	A	[Shaded]	B	T	
L	V	A	[Shaded]			S	A	Y	L	A	E





“Papa, I got a right to go free or die!”



SURVIVAL SKILLS

Someone taught Harriet Tubman how to survive in the woods. She learned which berries to eat and how to walk quietly without making a noise. This helped her on the Underground Railroad. Who was her teacher?

Find the answer by coloring every other letter starting with the "H." The letters you color will spell out the answer.

H A E C R

L F O A

B T G H

N E C R



WORD SEARCH

There are 15 words hidden in the chart below. Circle each word as you find it. Words may be hidden forward, backward, up, down, or diagonally.

CONDUCTOR	MARYLAND	RAILROAD
COURAGE	MOSES	SLAVES
FAMILY	NORTH	SOUTH
FREEDOM	OLD BEN	TUBMAN
HARRIET	PENNSYLVANIA	UNDERGROUND

L V D R H A E S L A V E S D
 Z C J S M T Q E B I O H G I
 T O Y C A X U S Q T L S M O
 U N D E R G R O U N D H X U
 B D N G Y A W M S W B G L Y
 M U O A L B M F R E E D O M
 A C R R A O F L J F N P N K
 N T T U N F A M I L Y T J R
 K O H O D R A I L R O A D G
 U R E C T E I R R A H N Z O
 C P E N N S Y L V A N I A V



NORTH SOUTH

In 1850, life was very different in the northern United States and the southern United States. The northern states did not allow slavery and the southern states did. Each of the phrases below could be used to describe life for a black person in 1850. Put the words in the correct column to describe Harriet's life in the North and Harriet's life in the South.


- | | | | |
|--------------------|-----------------|--------------|----------------|
| beatings | free to worship | no churches | safety |
| education | freedom | no education | slave cabin |
| families together | good homes | no wages | slavery |
| families separated | | | work for wages |

LIFE IN THE

NORTH

LIFE IN THE

SOUTH



Harriet runs away to freedom.



Character Riddles

Read the riddles below about characters from the story of Harriet Tubman. Draw a line from each riddle to the character it represents.

*When Harriet came, I covered my eyes,
Because I wouldn't tell Master Thompson lies.*



HARRIET

*I don't care for those whose skin is black,
But if they run away, I'll try to get them back.*



OLD BEN

*I helped passengers ride a secret train,
To set them free from their slavery and pain.*



RIT

*I am the mother of a truly brave girl,
And she brought freedom to my dark, sad world.*



THOMPSON



UNDERGROUND

N₁ U₂ M₃ B₄ E₅ R₆ S

Solve these equations to answer the questions

1. What year was Harriet Tubman born?

$$182 \times 10 = \underline{\hspace{2cm}}$$

2. How many brothers and sisters did Harriet Tubman have?

$$75 - 65 = \underline{\hspace{2cm}}$$

3. How old was Harriet Tubman when she ran away from Maryland?

$$6 \times 5 = \underline{\hspace{2cm}}$$

4. Harriet worked on the Underground Railroad for about how many years?

$$13 + 7 = \underline{\hspace{2cm}}$$

5. How many slaves were freed by the Underground Railroad?

$$32 \times 100 = \underline{\hspace{2cm}}$$

6. How many slaves did Harriet Tubman help to escape?

$$30 \times 10 = \underline{\hspace{2cm}}$$

7. What year did the slaves officially gain their freedom because of a new law?


$$186 \times 10 = \underline{\hspace{2cm}}$$

8. Which amendment to the United States Constitution guaranteed freedom for the slaves? (These amendments are known by numbers.)

$$36 - 23 = \underline{\hspace{1cm}} \text{th}$$

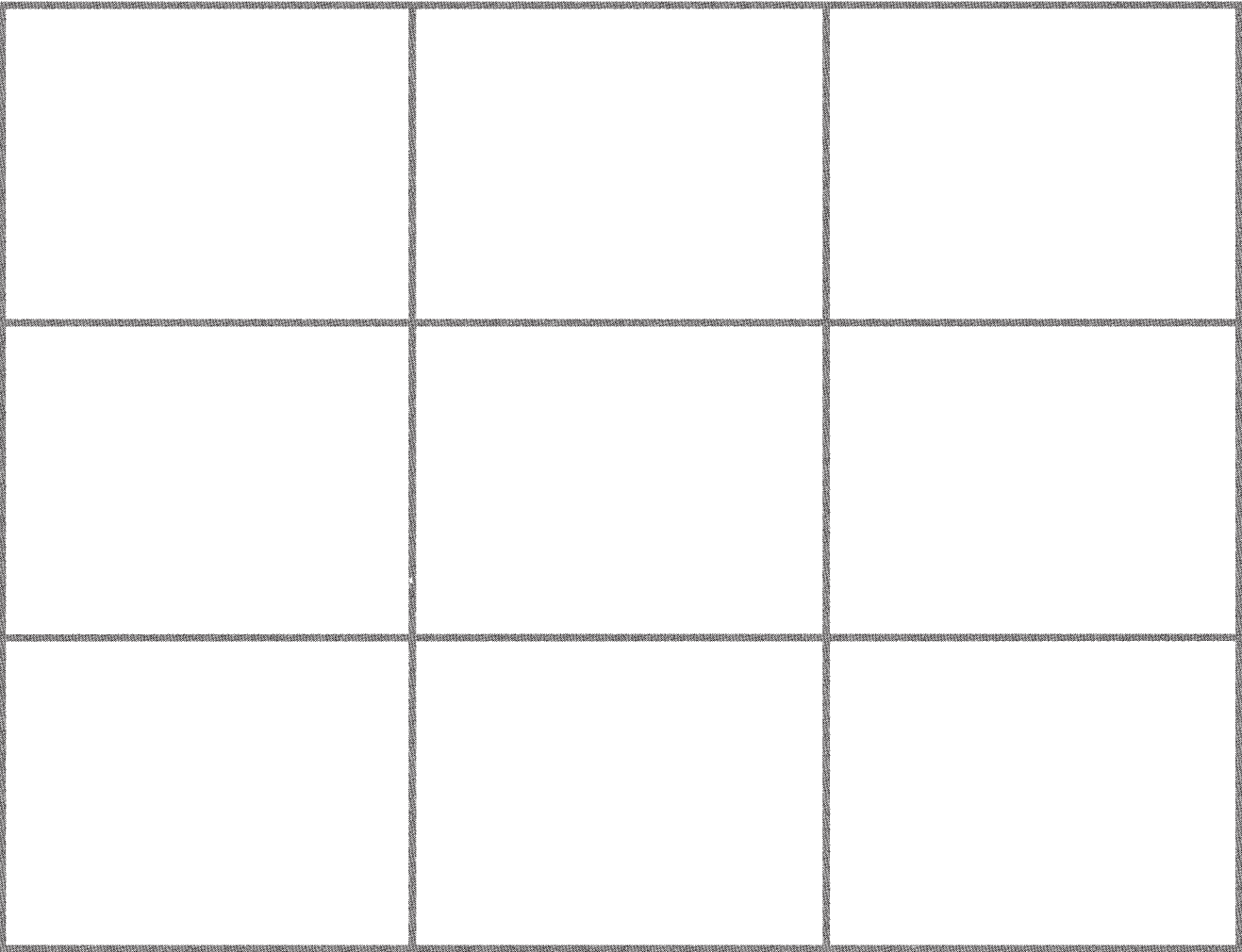
9. How old did Harriet Tubman live to be?

$$3 \times 31 = \underline{\hspace{2cm}}$$



Quilt-making is a hobby and craft that has been practiced in America for hundreds of years. Americans have often used their quilts to tell the history of their families. Each square of fabric represented a page in their family's history. Sometimes the squares were made from fabrics that held a special memory. Many times the squares were decorated with pictures, words, and symbols (stitched with colorful thread) to represent events in their lives.

Using the squares below, design and color a history of the slaves who used the Underground Railroad. Be creative and use your imagination!





**Harriet's family is very sad
when she leaves.**



ALL AMERICAN SPELLING BEE

Read the following paragraph about the Underground Railroad. There are seven misspelled words somewhere within the sentences. Write the seven words correctly on the lines below and you will discover a secret message.

*Thee
Underground Railroad was a
network of secret paths that led escaping slaves
to freedom in the North. The Southern slaves
were led by "conductorz" from "station" to
"station." The stations whirr hiding places such
as homes or barns, and the owners were called
"stationmasters." Harriet Tubman and other
courajeous conductors were given directions
by people called "pilots." The food, clothing,
and medicine provided for the escaping
slaves were called "cargo." More than 3,200
people, both blacks and whites, helped run the
Underground Railroad for more than fifty
years.*



1 _____

2 _____ 3 _____ AND


4 _____ 5 _____ 6 _____ 7 _____



WHAT IF IT WERE YOU?

Imagine what it might have been like to travel the Underground Railroad! Pretend you are a child traveling with one of your parents on the way North. How would you feel? Would you be afraid? What would you do first when you reached freedom? Write about one day of your travels on the lines below.

(Use another sheet of paper if you need more space)



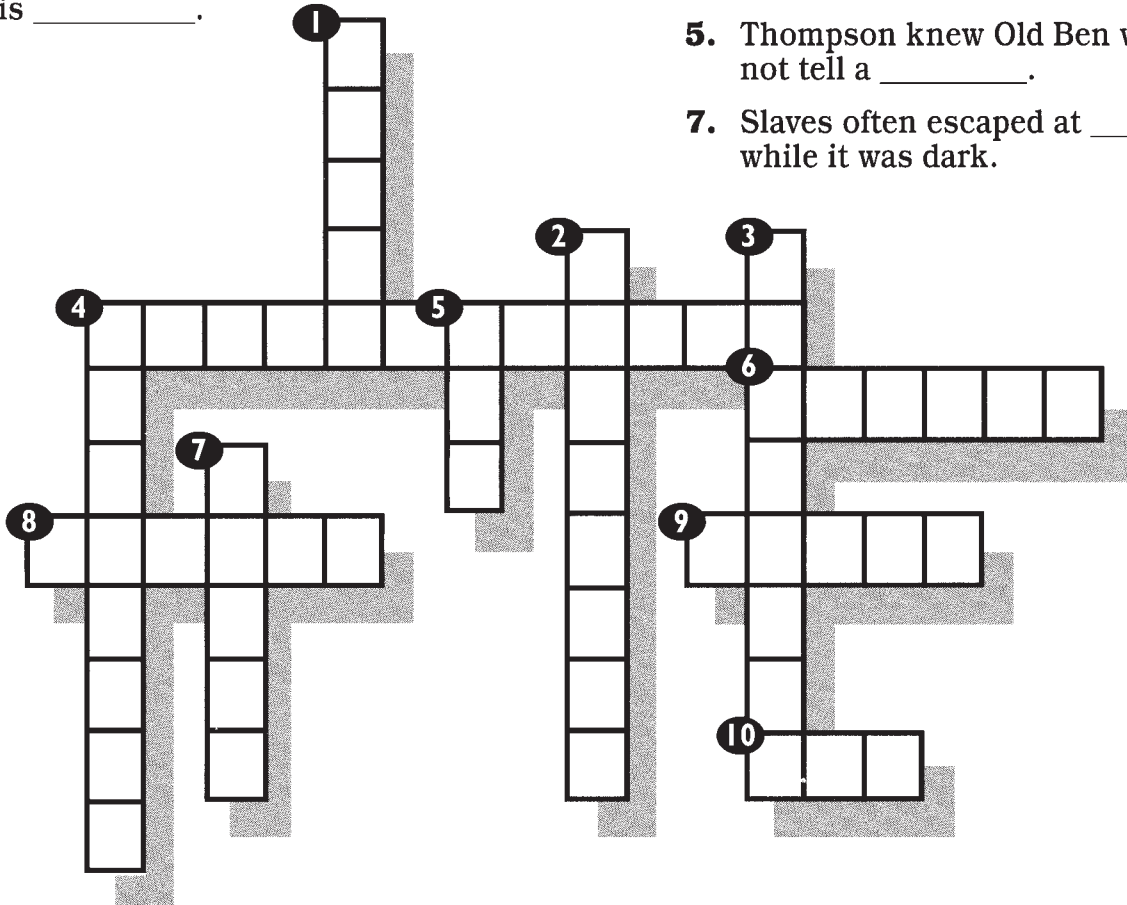
Harriet's Crossword

Across

4. Harriet escaped to this free state.
6. A \$40,000 _____ was offered to anyone who would find "Moses."
8. Harriet first returned to the South to free her _____.
9. In 1849, some U.S. states were free states and some were _____ states.
10. The overseer hunted for runaway slaves with his _____.

Down

1. Harriet Tubman's nickname.
2. Slaves escaped by traveling the Underground _____.
3. Harriet was born and raised in this state.
4. Harriet hid in a wagon under a load of _____ as she traveled the Underground Railroad.
5. Thompson knew Old Ben would not tell a _____.
7. Slaves often escaped at _____ while it was dark.





**Harriet's first stop on
the Underground Railroad.**



LINE 'EM UP!

Each one of the sentences below tells part of the story of Harriet Tubman and the Underground Railroad.

Number the sentences from 1 to 4 in the order that the events happened. If you number the sentences correctly, the first letters of the sentences will spell a word that describes Harriet's new life in the North.

_____ **E**ven after she was safe in Pennsylvania, Harriet wanted to go back and rescue her family.

_____ **R**unning away was dangerous, but Harriet decided to try it anyway.

_____ **F**rom sunrise to sunset, Harriet worked hard on her master's plantation.

_____ **E**ach one of Harriet's family members was brought to safety on the Underground Railroad.



LETTER BLACKOUT

There are two steps to this puzzle. First, black out every letter that appears four times or more. Then copy the remaining letters from left to right to spell a word that meant freedom for Harriet when she ran away from her master.

R	D	P	D	T	K	E	K	J	O
T	N	O	G	R	N	U	B	B	Z
K	G	G	S	B	J	B	R	J	Y
L	Z	U	D	V	Z	O	A	Z	M
M	J	N	T	K	U	R	G	I	U
K	O	D	M	T	A	B	M	R	D

The word that meant freedom to Harriet was:




Finish the Story

Use words from the box to fill in the blanks in this story. You'll read about the brave workers on the Underground Railroad. (Hint: you will not use all the words in the box.)

<i>Word Box</i>			
help	3,200	South	United States
people	slaves	workers	slaveowners
white	human	Railroad	seventeen

All kinds of people worked on the Underground _____. Most of the workers were ordinary _____, such as shopkeepers and farmers, who did what they could to help the slaves find freedom. Some of the _____ were more well-known: ministers, businessmen, and even millionaires. These were noble black and _____ Americans working together to help their fellow _____ beings. Many were former _____, like Harriet Tubman, who wanted to _____ others find freedom. It is said that Harriet made _____ trips back to the _____ after she had escaped. The courageous deeds of the Underground Railroad workers helped more than _____ slaves find a new life in the northern _____ and Canada.



**Harriet is on her way to freedom
under a load of potatoes.**



BE A DETECTIVE!



You're a detective in 1840. Many slaves are escaping from their masters. The slaveowners want you to find how they are escaping.

Solve the mystery using the clues below. See how few clues you need. The fewer the better!

- CLUE 1** Illegal activity
- CLUE 2** Involved hundreds of people - black and white
- CLUE 3** Very secretive
- CLUE 4** Road to freedom
- CLUE 5** Imaginary train
- CLUE 6** Had many "stations"
- CLUE 7** Usually ran at night
- CLUE 8** Used many "conductors"
- CLUE 9** Went across many states
- CLUE 10** Ran without rails

SOLUTION: _____

CLUES NEEDED: _____

6-10 clues needed - GREAT DETECTIVE!

1-5 clues needed - SUPER DETECTIVE!



SOUTHERN COOKING

Slaves often had very little food or cooking tools, but they were creative with what they had. The “hoe cake” was named after a creative cooking method that slaves in Virginia used. The slaves would take the cornmeal they were given and mix it with water to create a simple kind of cornbread. Then they would heat the cakes in round shapes on their hoes. That’s right, because they didn’t have many tools for cooking, they cooked with the tools from the field!

You can make your own hoe cakes with the recipe below. This recipe will make 10 or 12 cakes, so invite your friends over and enjoy your cooking! (Ask a grown-up to help you with the boiling water and the hot skillet.)

HOE CAKES

Things you need:

medium bowl
mixing spoon

measuring cup
skillet

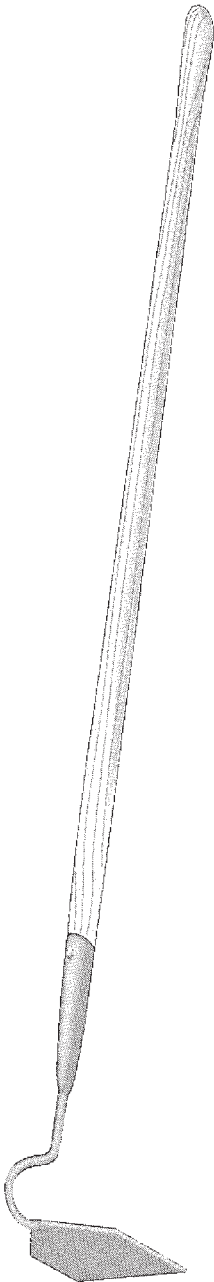
measuring spoons
spatula


Ingredients:

2 cups white cornmeal (you can use yellow cornmeal, but the slaves used white)
1 teaspoon salt
1 tablespoon bacon grease
boiling water

Instructions:

1. Stir cornmeal, salt, and bacon grease together in a bowl.
2. Stir in enough boiling water to create a thick and wet batter. Add water a little bit at a time. The batter should not be stiff or runny.
3. Heat a greased skillet and drop spoonfuls of the batter in round shapes (like small pancakes).
4. Turn the cakes with a spatula when one side has browned. Pat the cake down and cook the other side. Remove the cakes when both sides are brown.
5. Enjoy!





WHAT AM I??



What character quality did Harriet Tubman have that helped her to take the dangerous trips on the Underground Railroad?

Fill in the boxes below and find what it is.

I'm a letter in **RAN**, but not in **RUN**:

I'm a letter in **YARN**, but not in **BARN**:

I'm a letter in **SET**, but not in **SIT**:

I'm a letter in **BORROW**, but not in **SORROW**:


I'm a letter in **EAR**, but not in **EAT**:

I'm a letter in **HARE**, but not in **HATE**:

I'm a letter in **VINE**, but not in **FINE**:

Unscramble the letters in the boxes to find what I am.

What other character qualities do you think Harriet Tubman had?



Harriet finds the sign with the same letters as her note.



FREEDOM SHAPES UP

In 1860, as Harriet Tubman was helping slaves travel the Underground Railroad, there were fifteen slave states and sixteen free states in the United States. Using crayons, color only those shapes that have three sides (triangle shapes), and you will have colored all sixteen free states.

ARKANSAS

MINNESOTA

WISCONSIN

TEXAS

MISSOURI

LOUISIANA

GEORGIA

MICHIGAN

SOUTH CAROLINA

NEW YORK

NORTH CAROLINA

KENTUCKY

MAINE

VIRGINIA

INDIANA

FLORIDA

ALABAMA

NEW JERSEY

OHIO

ILLINOIS

VERMONT

IOWA

PENNSYLVANIA

TENNESSEE

RHODE ISLAND

MISSISSIPPI


DELAWARE

NEW HAMPSHIRE

MASSACHUSETTS


CONNECTICUT

MARYLAND



CONNECT the DOTS

Connect the dots from 1 to 25 to reveal the nickname that Harriet Tubman earned on the Underground Railroad.





EVEN **OR** ODD?

Who were the first ones that Harriet Tubman “conducted” to freedom on the Underground Railroad? Solve the puzzle to find the answer.

STEP ONE: *Look at each number below. If it is odd, circle the letter in the odd column. If it is even, circle the letter in the even column.*

	8	1	10	15	7	5	18	20	4	2	9	13	16	3	11	6	12	14	21	17	19
EVEN:	H	O	R	T	B	E	T	E	R	A	T	N	H	P	G	F	A	M	N	A	P
ODD:	S	E	A	S	I	S	R	H	I	L	N	D	O	E	R	O	W	L	I	L	Y

STEP TWO: *Write the circled letters in the spaces below to find the answer.*



**Harriet meets Miller J. McKim
and William Still in Philadelphia.**



MIX 'N' MATCH CODE

Harriet Tubman was a “conductor” on the Underground Railroad. Decode her special message that she always told to people wherever she went.

To decode the message below, match the code letter below each blank with the letter in the top row of the Code Box. Write the matching letter from the bottom row of the Code Box on the blank above the code letter.

C O D E B O X																									
A	B	C	D	E	F	G	H	I	J	K	L	M	N	O	P	D	R	S	T	U	V	W	X	Y	Z
Z	Y	X	W	V	U	T	S	R	Q	P	O	N	M	L	K	J	I	H	G	F	E	D	C	B	A

R
M
V
E
V
I
I
Z
M
N
B
G
I
Z
R
M
L
U
U

G
S
V
G
I
Z
X
P

R
M
V
E
V
I
O
L
H
G
Z
K
Z
H
H
V
M
T
V
I



Fun *with* Math *and* Words

Whenever a “passenger” on Harriet Tubman’s Underground Railroad was too afraid to keep going, Harriet would always threaten them. What would she say to keep them on the road to freedom?

4	6	7	4
+3	+5	+7	+2
<input type="text"/>	<input type="text"/>	<input type="text"/>	<input type="text"/>
E	D	G	F

5	5	10
+5	+4	+2
<input type="text"/>	<input type="text"/>	<input type="text"/>
I	O	R

The sums of the addition are code numbers for the letters below them. In the spaces below, write the correct letter above each code number.

<u>14</u>	<u>9</u>	<u>6</u>	<u>12</u>	<u>7</u>	<u>7</u>	<u>9</u>	<u>12</u>	<u>11</u>	<u>10</u>	<u>7</u>	!
-----------	----------	----------	-----------	----------	----------	----------	-----------	-----------	-----------	----------	----------



TRUE

OR




FALSE

Read each statement below. If it is true, circle the "T." If it is false, circle the "F."

1. Harriet Tubman was happy to be a slave in the South. T F
2. Slaves needed to buy a ticket to ride the Underground Railroad. T F
3. Many white Americans were opposed to slavery in the United States. T F
4. Harriet Tubman helped many slaves escape slavery by taking the Underground Railroad to the North. T F
5. Plantation owners were glad to see troublesome slaves leave, so they never bothered to track them down. T F
6. Slaves often hid in houses, barns, and fields as they traveled the Underground Railroad. T F
7. A person who led slaves from the South to the North on the Underground Railroad was known as a "conductor." T F
8. Harriet Tubman was given the nickname "Moses" because she gave laws to her people. T F
9. Harriet and her family knew they were safe when they saw the sign that said "Maryland." T F
10. Harriet could not enjoy her freedom until her family was also free. T F




Harriet “conducts” her mother and father on the Underground Railroad.



HARRIET TUBMAN QUESTIONS

1. How were Harriet and her family treated by their owner?
2. Where did slaves have to go to find freedom in the United States?
3. How did Harriet Tubman plan to escape from her master?
4. What did Harriet do to trick the hunting dog that was tracking her as she escaped?
5. If the Underground Railroad was not underground or a railroad, why do you think it was called this name?
6. What state did Harriet escape to for safety?
7. What unexpected thing did Harriet do once she had reached freedom?
8. Why did people begin to call Harriet “Moses”?
9. Who were the last members of Harriet’s family to be rescued?
10. Who helped Harriet escape by taking pins out of Thompson’s carriage?
11. What kind of jobs did Harriet do during the Civil War?
12. How did Harriet continue to help people even after the Civil War?



THINGS TO THINK ABOUT & DO

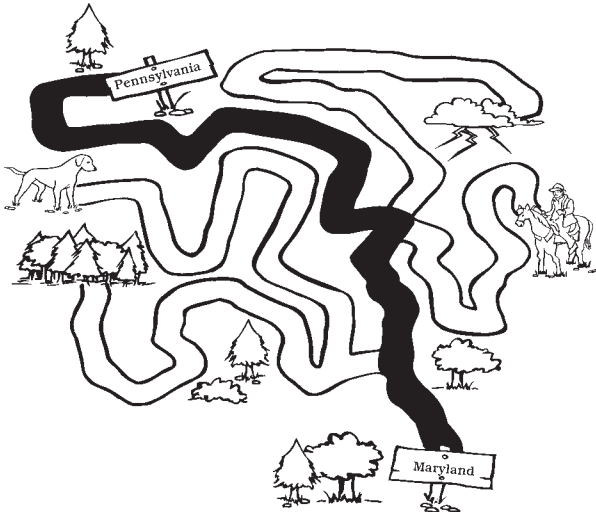
NOTE TO THE TEACHER: These are activities for a group to discuss and think about.

1. There were many other men and women who wanted to help slaves gain their freedom. Read about other people such as Sojourner Truth, Frederick Douglass, and Harriet Beecher Stowe who used lectures, newspapers, and books to tell people why slavery should be ended.
2. Slave owners usually did not like to let their slaves learn to read or write. Why do you think this is so? It has been said that “readers are leaders.” How would this have been true for the slaves?
3. Many brave people endangered their lives and homes to help slaves escape to the North. Pretend you are a “Stationmaster” on the Underground Railroad. Write a diary entry that you think you might have made while helping a slave escape.
4. The Thirteenth Amendment to the Constitution was ratified in 1865 when Harriet Tubman was 45 years old. Read a copy of this amendment and think about how Harriet must have felt when she learned about this new law.
5. How is the story of American black slavery similar to the slavery the Israelites endured in Egypt thousands of years ago? Read the book of Exodus to see how God freed those people. Do you see why they nicknamed Harriet Tubman as “Moses”?



ANSWER KEY

TRAVELING NORTH — PAGE 6



LETTER SHUFFLE — PAGE 7

air	beat	hate	mat	ran	team
ate	beaten	hear	mate	rare	tear
bait	bet	heat	mean	rat	that
bam	but	heater	meat	rate	them
ban	eat	hem	men	ream	their
bar	eaten	hen	merit	rim	thin
bat	habit	hire	mare	rut	tie
bate	hair	hit	mine	sat	time
beam	ham	item	nab	sit	timer
bean	hat	man	near	site	tire
bear	hare	mane	rabbit	tar	tub

TRIANGLE PUZZLERS — PAGE 8

- 1.a. IN 2.a. ON 3.a. AS 4.a. AT
1.b. WIN 2.b. ONE 3.b. WAS 4.b. ATE

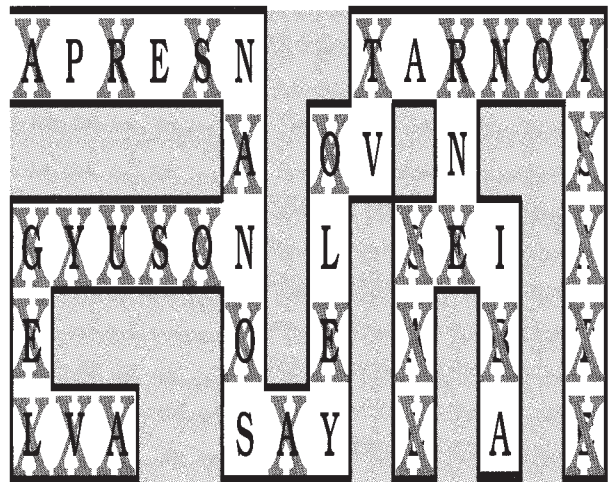
SHAPE THE ANSWER — PAGE 10

GOD WILLED US FREE.
MEN WILLED US SLAVES.
WE WILL DO AS GOD WILLS.

SONGS OF FREEDOM — PAGE 11

1. The South
2. The North or any place that was free.
3. Slaveholders
4. Because she rescued them from the slaveholders

THE A-MAZE-ING HARRIET — PAGE 12



PENNSYLVANIA

SURVIVAL SKILLS — PAGE 14

H A E C R


L F O A

B T G H

N E C R

HER FATHER

WORD SEARCH — PAGE 15



NORTH & SOUTH — PAGE 16

NORTH
 education
 families together
 free to worship
 freedom
 good homes
 safety
 work for wages

SOUTH
 no education
 families separated
 no churches
 slavery
 slave cabin
 beatings
 no wages

CHARACTER RIDDLES — PAGE 18

OLD BEN
 THOMPSON
 HARRIET
 RIT

UNDERGROUND NUMBERS — PAGE 19

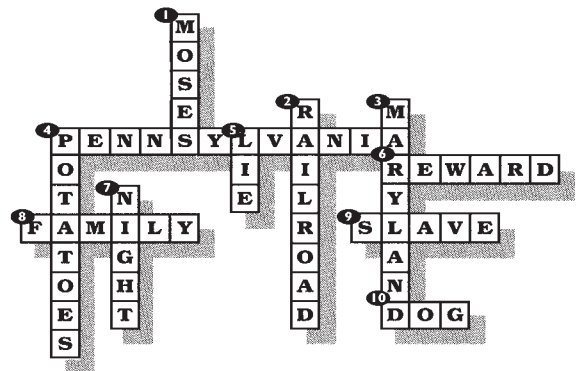
- | | |
|---------|---------|
| 1. 1820 | 6. 300 |
| 2. 10 | 7. 1860 |
| 3. 30 | 8. 13th |
| 4. 20 | 9. 93 |
| 5. 3200 | |

ALL-AMERICAN SPELLING BEE

— PAGE 22

Misspelled - Correct
 Thee - The
 eskaping - escaping
 slavs - slaves
 AND
 conductorz - conductors
 whirr - were
 courajeous - courageous
 people - people.


HARRIET'S CROSSWORD — PAGE 24



LINE 'EM UP — PAGE 26

FREE

LETTER BLACKOUT — PAGE 27



PENNSYLVANIA

FINISH THE STORY — PAGE 28

Railroad, people, workers, white, human, slaves, help, seventeen, South, 3200, United States.

BE A DETECTIVE! — PAGE 30

Underground Railroad

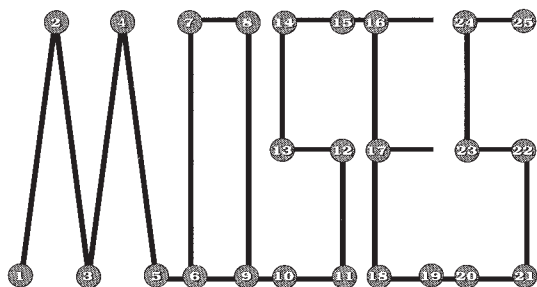
WHAT AM I? — PAGE 32

B R A V E R Y

FREEDOM SHAPES UP — PAGE 34

MINNESOTA
MICHIGAN
ILLINOIS
PENNSYLVANIA
MASSACHUSETTS
WISCONSIN
INDIANA
NEW JERSEY
VERMONT
CONNECTICUT
NEW YORK
MAINE
OHIO
IOWA
RHODE ISLAND
NEW HAMPSHIRE

CONNECT THE DOTS — PAGE 35



EVEN OR ODD? — PAGE 36

**HER SISTER AND
HER FAMILY**

MIX 'N' MATCH CODE — PAGE 38

**I NEVER RAN MY TRAIN
OFF THE TRACK.**

I NEVER LOST A PASSENGER.

FUN WITH MATH AND WORDS

— PAGE 39

GO FREE OR DIE!

TRUE OR FALSE — PAGE 40

- | | |
|------|-------|
| 1. F | 6. T |
| 2. F | 7. T |
| 3. T | 8. F |
| 4. T | 9. F |
| 5. F | 10. T |

QUESTIONS — PAGE 42

1. *They were treated very poorly; they were beaten and whipped and sold.*
2. *They had to flee to the Northern States where slavery was illegal.*
3. *She planned to go North on the Underground Railroad.*
4. *She crossed the river, circled the ground, got back into the river, and floated.*
5. *The name meant that slaves were being transported in a speedy manner; a way that could not be seen.*
6. *She escaped to Pennsylvania.*
7. *She returned to Maryland to free her family and other slaves.*
8. *They called her Moses because she was leading her people to freedom just like Moses had done for the Israelites.*
9. *The last of Harriet's family to be freed were her parents.*
10. *Bo helped her escape by sabotaging the carriage.*
11. *Harriet was a spy and a nurse during the Civil War.*
12. *Harriet turned her own home into a refuge for people who were sick or poor.*

Certificate of Achievement

This certifies that

has mastered the

Harriet Tubman

RESOURCE & ACTIVITY BOOK

from **NEST Family Entertainment™**

by successfully completing all of the puzzles, games, and activities found herein.



_____ As of this date

NEST Family Entertainment

