


 **NEST Complete Learning System™**

**THE
ANIMATED
HERO
CLASSICS®**

Resource & Activity Book



Alexander Graham Bell

By: M.G. Ron Johnson, Pamela McClure,
Tony Salerno & Katherine Vawter

 **NEST Family Entertainment™**

Parent and Teacher Guide

Studies have proven learning is enhanced through the use of several senses. A recent study shows that we retain 10 percent of what we see, 20 percent of what we hear, and 50 percent of what we see and hear. But when we see, hear and do, we retain 90 percent of the information.

(Lisa Marie Nelson, Ph.D., Author “The Healthy Family Handbook”).

The purpose of this Resource & Activity Book is to help children learn and retain the story theme and principles in a fun and educational way. Your children will love coloring pages, solving puzzles, matching games, completing word searches, and much more! Each Resource & Activity Book also features challenging questions and activities for children from preschool through middle school. And in the rare case you don't know an answer, there's an answer key in the back!

LEVEL OF DIFFICULTY

The activities in this book are designed in three levels of difficulty designated by symbols. The activities with one symbol are geared towards younger children while the activities with two and three symbols become increasingly challenging for older children.

Level One
Easy

EACH
Level Two
Intermediate

Level Three
Advanced

CURRICULUM RELATED

These educational activities are related to various educational discipline such as social studies (geography, history, culture), language arts (spelling, creative writing, grammar, literature), math (simple equations), and science. There are also activities for character development, video awareness, problem solving, music, and art. The subject codes below are for your convenience.

a	cd	c	g	h	la	m	mu	ps	sc	sp	va	w
Art	Character Development	Culture	Geography	History	Language Arts	Math	Music	Problem Solving	Science	Spelling	Video Awareness	Writing

PERMISSION TO REPRODUCE

This Resource & Activity Book contains proprietary information, which is protected by copyright. All rights are reserved. However, any part of this book may be reproduced for personal or classroom use as long as it is not sold. Such permission does not include the storage of any part of this publication in a retrieval system or the transmission of such, in any form, or by any means, electronic, mechanical, recording, etc., without prior written permission of the publisher. This permission applies only to the printed material in this Resource & Activity Book and does not extend to any audio or video production released or distributed by NEST Family Entertainment™. For additional certificates or Resource & Activity Books, contact: NEST Family Entertainment™, LLC. 1461 S. Beltline Rd., Suite 500, Coppell, TX 75019.

TABLE of CONTENTS

Parent and Teacher Guide	2	<i>Color Page</i>	24
References	4	<i>Puzzling Prefixes</i>	25
Activities & Color Pages:		<i>Helping History</i>	26
<i>Color Page</i>	5	<i>What's Next?</i>	27
<i>Mystery Message</i>	6	<i>Color Page</i>	28
<i>Word Search</i>	7	<i>Hidden Message</i>	29
<i>Character Connection</i>	8	<i>Poet's Page</i>	30
<i>Color Page</i>	9	<i>Find the Spelling Mistakes</i>	31
<i>Circle the Pictures</i>	10	<i>Color Page</i>	32
<i>Who's Who?</i>	11	<i>Sizzling Science Section</i>	33
<i>Sound Off!</i>	12	<i>Good Vibrations</i>	34
<i>Color Page</i>	13	<i>Disconnected Lines</i>	35
<i>Name That Song</i>	14	<i>Color Page</i>	36
<i>Home Sweet Home</i>	15	<i>Letter Shuffle</i>	37
<i>Color Page</i>	16	<i>Puzzling Poetry</i>	38
<i>Say It With Signs</i>	17	<i>Color Page</i>	39
<i>Make a Sound</i>	18	<i>True or False</i>	40
<i>Super Sounds</i>	19	<i>Questions</i>	41
<i>Color Page</i>	20	<i>Color Page</i>	42
<i>Bell's Crossword</i>	21	<i>Fun Things to Think About & Do</i>	43
<i>Be An Inventor</i>	22	Answer Keys	44-46
<i>Nurturing New Ideas</i>	23	Certificate of Achievement	47

REFERENCES

For those wishing to further study the life of Alexander Graham Bell, some of the references used in research for the Resource & Activity Book are listed below, along with other titles that may be of interest.

Bruce, Robert V., *Alexander Graham Bell and the Conquest of Solitude*, Little, Brown, & Co., Boston, 1973.

Burlingame, Roger, *Out of the Silence into Sound: The Life of Alexander Graham Bell*, The Macmillan Company, New York, 1964.

Dunn, Andrew, *Pioneers of Science: Alexander Graham Bell*, The Bookwright Press, New York, 1991.

Eber, Dorothy Harley, *Genius at Work: Images of Alexander Graham Bell*, Nimbus Publishing, Halifax, Nova Scotia, 1991.

Gardner, Robert, *Experimenting With Inventions*, Franklin Watts, New York, 1990.

Montgomery, Elizabeth Rider, *Alexander Graham Bell*, Gerrard Publishing Company, Champaign, Illinois, 1963.

Peacock, Graham, *Sound*, Thomson Learning, New York, 1993.

Quiri, Patricia Ryon, *Alexander Graham Bell*, Franklin Watts, New York, 1991.


Random House Dictionary of the English Language: "Manual Alphabet."

Shippen, Katherine B., *Mr. Bell Invents the Telephone*, Random House, New York, 1952.

Sullivan, Mary Beth, *A Show of Hands: Say It in Sign*, J. B. Lippincott, New York, 1980.


Taylor, Barbara, *Be An Inventor*, Harcourt, Brace Jovanovich, Orlando, Florida, 1987.

Taylor, Barbara, *Focus on Sound*, Shooting Star Press, New York, 1992.



Alexander Graham Bell works long hours in his attic workshop above an electric shop.

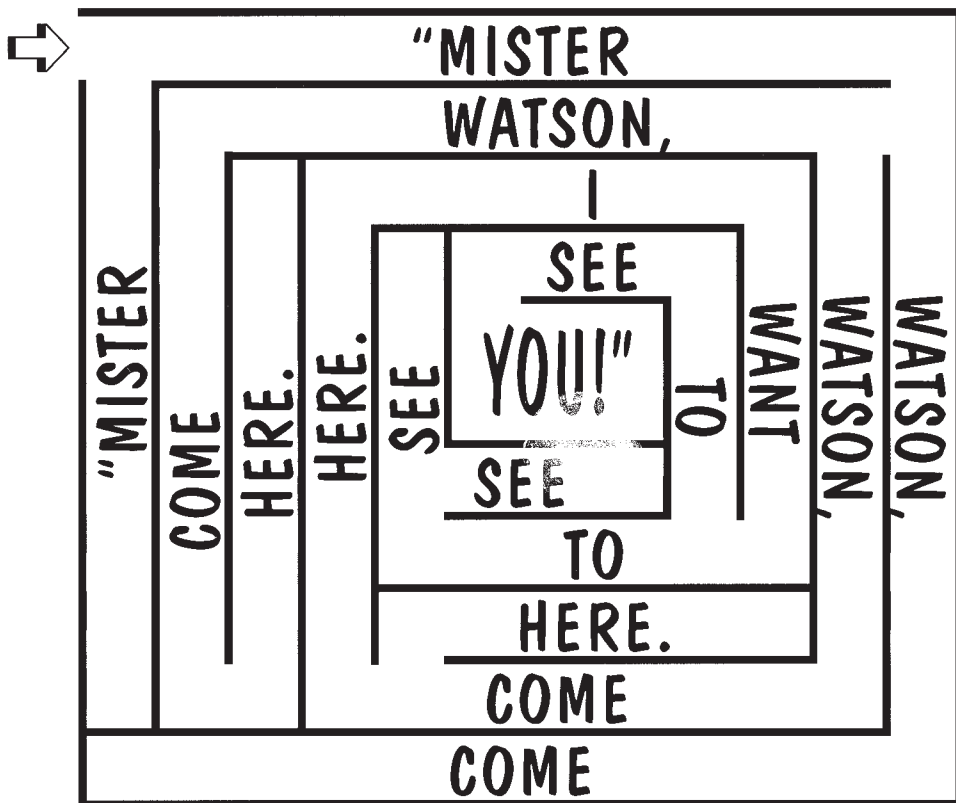
MYSTERY



MESSAGE

What was the first telephone message sent and received? Alexander Graham Bell spoke the words to his assistant, Tom Watson.

Work the maze below, writing each word as you come to it on the blanks below.



The first telephone message was,

“ _____ , _____ .
_____ !”

A WORD SEARCH

Can you find and circle the words in the puzzle? Mr. Bell used these words in his work.


LIPS
READ
TELEGRAPH
TELEPHONE

SIGN
SPEAK
HEAR
SOUND

VIBRATION
LANGUAGE
DEAF
VOICE

MOUTH PIECE
CYLINDER
INVENTION
TEACHER

A R S P M B S T L T V S O
M O U T H P I E C E C B A
V T E L E G R A P H Y R M
I E B A A L T C E P L A P
B L K D R R M H V H I N E
R E A R M E L E T B N Z G
A P Q D E A F R S R D T A
T H U A M D B R S N E L U
I O T E P S A C U E R R G
O N A C D B Q O C S I G N
N E L N B P S I V R U M A
E S Q D R A O N P S P I L
P A F I N V E N T I O N X
M O R S B F R I L D A G T



Character Connection

Solve these equations to discover two of Mr. Bell's best character qualities. Use the code below to fill in letters next to each equation.

2×8 _____

5×1 _____

9×2 _____

1×19 _____

3×3 _____

19×1 _____

4×5 _____

1×5 _____

7×2 _____

3×1 _____

5×1 _____

3×1 _____

3×5 _____

13×1 _____

4×4 _____

1×1 _____

19×1 _____

1×19 _____

3×3 _____

3×5 _____

2×7 _____

DE	CODE	C	CODE	CO	CODE	CODE	E	CODE	CO																
A	B	C	D	E	F	G	H	I	J	K	L	M	N	O	P	Q	R	S	T	U	V	W	X	Y	Z
1	2	3	4	5	6	7	8	9	10	11	12	13	14	15	16	17	18	19	20	21	22	23	24	25	26

MR. BELL'S BEST CHARACTER QUALITIES:

&












**Bell and Watson work very hard
on the harmonic telegraph.**

CIRCLE THE PICTURES



Alexander G. Bell

Did Mr. Bell do it? Look at the pictures below. If Mr. Bell did it, circle **YES**. If he did not do it, circle **NO**.

 <p>study</p> <p>YES NO YES</p>	 <p>invent the light bulb</p> <p>NO YES</p>	 <p>have headaches</p> <p>NO YES</p>
 <p>teach school</p> <p>YES NO YES</p>	 <p>use sign language</p> <p>NO YES</p>	 <p>watch t.v.</p> <p>NO YES</p>
 <p>invent the telephone</p> <p>YES NO YES</p>	 <p>make cars</p> <p>NO YES</p>	 <p>give up!</p> <p>NO YES</p>




Who's Who?

Solve each person's riddle by unscrambling the names of Alexander Graham Bell's friends. Draw a line from each description to the unscrambled name that matches.



1. I paid Mr. Bell to invent a harmonic telegraph.

A. OTANWS



2. I encouraged Mr. Bell to study electrical theory and keep on experimenting.

B. RMS FLULRE



3. I urged Mr. Bell to rest more often and reminded him when classes began.

C. UBHDBAR



4. I assisted Mr. Bell with his experiments and inventions.

D. IVADD



5. Mr. Bell taught me to speak and read lips.

E. JPSHEO HNREY

SOUND OFF!

Homonyms are words that sound alike but have different meanings. A sample of a pair of homonyms is “die” and “dye.”

Look for the pairs of homonyms in the blocks below. When you find a pair, color the entire block. When you finish, you will discover the answer to the riddle below.

Riddle: My first name is sometimes “Liberty,”
I let you know when visitors arrive at your door,
And I was an important American inventor.
Who am I?

fair fare	stare stair	bow bough
peal peel	cane cape	whale wail
wine whine	hair hare	sew new
boar bore	show shop	wear ware
reign rain	site sight	week weak

one won	neigh nay	pair pare
mourn morn	lick pick	sign mine
our hour	ore or	fill Phil
peak peek	bit bait	men mean
feet feat	daze days	beat beet

no know	stare store	nice neice
bear bare	doze daze	hop hope
heal heel	when then	up cup
tear tare	thin this	dark park
way weigh	I eye	soar sore

bye buy	love dove	sample simple
night knight	cane can	live dive
gnu new	type tip	look book
sew so	stain Stan	like lick
doe dough	lie lye	blue blew




Tom Watson sings the song that he is tapping out on the keys.

Name That Song

Mr. Watson sang a song while working. He sang it over the telephone wire. Find the name of the song by working the puzzle below.

Write the name of the picture on the blanks. Copy the numbered letters on the blanks with the same number to learn the name of the song.



1 2



3 4



5



6




7

Name that Song:

5 6 3 3 2 1 4 7 2 1



HOME SWEET HOME



Alexander Graham Bell's ancestors were not originally from America. Use the code below to discover in what countries his family had lived.

Mr. Bell's grandfather lived in



which is an island.



Mr. Bell's father sailed across the Atlantic Ocean to live in



was a teacher for deaf people.

Mr. Bell lived in the



where he taught school and researched.



Where did Mr. Bell live in the U.S.?



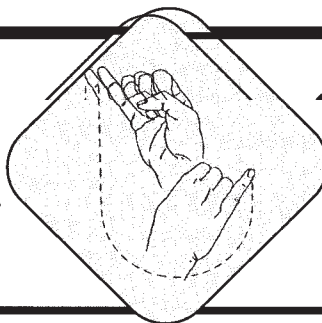
A	B	C	D	E	F	G	H	I	J	K	L	M	N	O	P	Q	R	S	T	U	V	W	X	Y	Z



**“My name is Alexander Graham Bell.
How many of you can read lips?”**

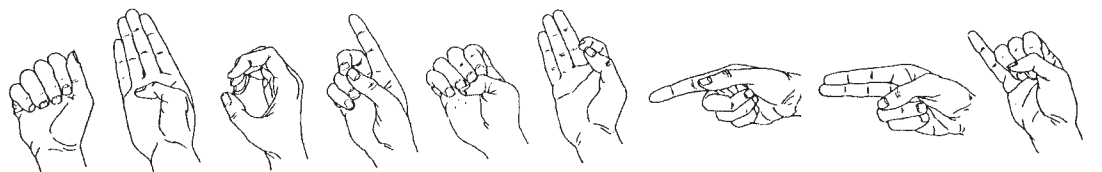
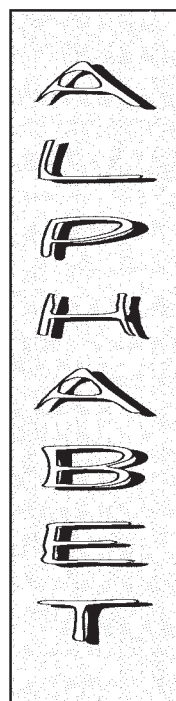
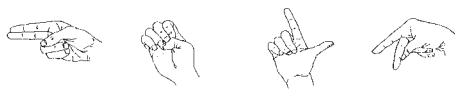
Say It

with

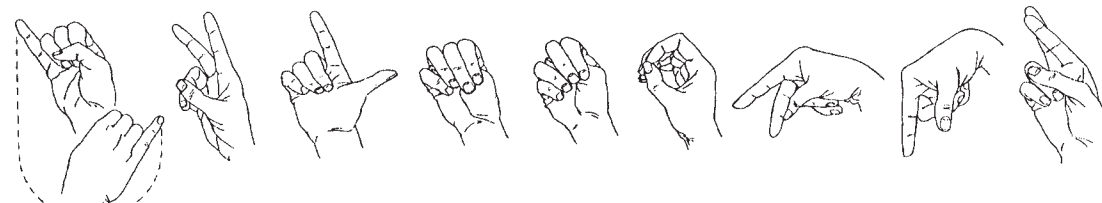


SIGNS

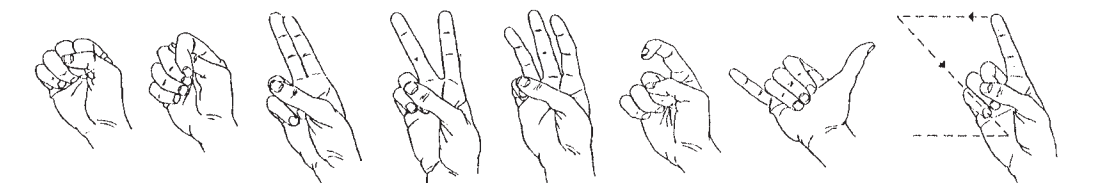
Use the sign language guide at the bottom of the page to find out why Bell first began his scientific experiments.



A B C D E F G H I




J K L M N O P Q R



S T U V W X Y Z

MAKE A SOUND



These things have no sound in them. You can make them sound.
Draw a line to match the object with the motion it needs to make sound.



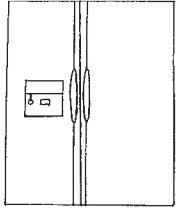








Ball
Pencil
Door
Fingers
Bell
Drum
Horn
Piano
Hands
Top
Music Box

Blowing
Snapping
Ringing
Pressing the keys
Spinning
Slamming
Bouncing
Writing
Winding
Beating with sticks
Clapping

SUPER SOUNDS

Alexander Graham Bell worked with sounds. Look at the object in the picture. If it makes a sound, circle the **(YES)**. If it does not, circle the **(NO)**. Color the picture.


 YES NO	 YES NO	 YES NO
 YES NO	 YES NO	 YES NO
 YES NO	 YES NO	 YES NO

Draw something that makes a sound.





Mr. Bell encourages one of his deaf students.




Bell's Crossword

Across

- Bell invented the first _____.
- The name of Bell's lab assistant.
- Hubbard first paid Bell to create a harmonic _____.
- Bell conducted many _____ before he created the telephone.
- Bell is remembered as the _____ of the first telephone.
- Objects are classified as nouns; action words are classified as _____.

Down

- Bell was a _____ of deaf students.
- They did not lose; they _____ the game.
- Mrs. is for woman and Mr. is for _____.
- You only _____ when you stop trying.
- Bell taught school in the city of _____.
- Bell wanted his deaf students to learn to _____ clearly.
- Bell taught during the day and experimented during the _____.
- An abbreviation for Pennsylvania is _____.
- Watson could hear Bell's _____ over the first telephone.



BE AN INVENTOR

PROBLEM

SOLUTIONS

YOU CAN BECOME AN INVENTOR LIKE ALEXANDER GRAHAM BELL! ASK YOURSELF THE QUESTIONS BELOW TO BEGIN YOUR OWN ADVENTURE!

- ✦ Are there some products I use that I think could work better? Be more appealing? Be made to do more? Be made for less?
- ✦ Is there something that would make a person's job/life easier?
- ✦ What particular problem would I like to solve?
- ✦ What subjects should I study before going ahead with my invention?
- ✦ Is this idea really new? Is it practical? Will enough people want this invention to make it profitable?
- ✦ Can this invention be made at a reasonable cost?

HERE ARE SOME MORE TIPS FOR BEGINNING INVENTORS:

- ☞ Many inventors keep a notebook in which they record ideas, data, results, etc. Use ink and never erase an idea!
- ☞ A good inventor must be able to produce many potential solutions to a problem. Then he/she must be able to choose the best idea and pursue it with determination.
- ☞ Brainstorming with others is very useful. Even your wild ideas can create new ideas.
- ☞ Inventors ask questions like "How does it work?" and "How could I make it better?" They find connections between unrelated ideas and things.

Nurturing New Ideas

Use the list below to practice brainstorming and thinking like an inventor. Come up with as many unusual uses for each thing as you can:

A paper clip _____

A balloon _____

A paper bag _____


A jar with a lid _____

A shoelace _____

A rubber band _____

Draw a picture of one of your ideas below:





**Mrs. Fuller covers up Mr. Bell after
he falls asleep in class!**

PUZ

ZLING

PREFIXES

Prefixes are added to root words to enhance the word's meaning. For example, the prefix "tele" means "far off" or "distant." It can be added to many root words to create new words.

Match the words below with their correct definitions. Then put each word in the correct blank to complete the sentences below.

1. Telemeter
2. Telephone
3. Telescope
4. Television
5. Telegraph

- a. Instrument that conveys images over distances
- b. Instrument that enhances sight from a distance
- c. Instrument that conveys speech over distances
- d. Instrument that conveys signals over distances
- e. Instrument that determines distance from the observer to a remote object

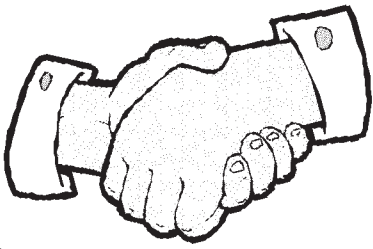
1
She used Morse code to send her brief message over the

2
After my friend moved away, we talked every week by

3
They watched the news on the

4
We could see the rings around Saturn through the powerful

5
The observatory's measured the moon's distance from the earth at over 238,000 miles.



Helping History

What assistance did Mr. Bell get from each person below?
Follow the lines with different colored crayons and find the help each person gave.



MIME




WATSON




HUBBARD



HENRY



MRS. FULLER




Encouragement

Idea

Kindness

Assistance

Money



What's Next?



Number the sentences below to describe the events that led Mr. Bell to invent the first telephone. If you put the sentences in the correct order, the first letter of each sentence will correctly spell the name of Bell's homeland.

- ? Then while working on the new telegraph, Bell was inspired with a new idea - what if he could invent a machine that would transmit voices instead of signals?
- ? Careful businessman, Gardiner Hubbard, hired the teacher to invent a harmonic telegraph.
- ? Later, Bell convinced Hubbard to let him work on his new idea, the telephone, instead of the harmonic telegraph.
- ? Only teaching could pull Bell away from his continuous work on the harmonic telegraph.
- ? After talking with Joseph Henry, Bell began studying electrical theory.
- ? Night after night, Bell and Watson tested the telephone until Watson heard Bell call for him.
- ? Schoolteacher Bell taught deaf students and loved to help them communicate.
- ? Discovering how to send voices through wires was a great achievement, and Bell continued his experiments with new inventions for many more years.

Mr. Bell's homeland was

_____.



Mr. Hubbard exclaims, "You are supposed to be working on this harmonic telegraph! Forget the telephone!"

M H E I S D S D A E G N E

All of the words in the box below are hidden in the chart below. Words may be spelled across, up and down and backwards. Unscramble the unused letters in the puzzle to find a secret message. (Some of the unused letters have already been shown to help you get started!).

WORD BOX

ALEXANDER
GRAHAM
BELL
VIBRATION
WATSON
DAVID
HUBBARD
DEAF
SOUND
TELEGRAPH
TELEPHONE
SIGN LANGUAGE
TEACHER
INVENTORS
PERSIST
SPEAK
HENRY


O	N	H	P	A	R	G	E	L	E	T	B
S	I	G	N	L	A	N	G	U	A	G	E
O	L	W	H	E	A	D	O	T	W	I	L
U	N	S	U	X	I	E	U	E	A	N	L
N	E	G	R	A	H	A	M	L	T	V	R
D	Y	O	T	N	U	F	L	E	S	E	E
D	A	V	I	D	B	Y	F	P	O	N	H
T	G	N	I	E	B	O	P	H	N	T	C
R	V	I	B	R	A	T	I	O	N	O	A
Y	T	S	I	S	R	E	P	N	Y	R	E
Y	R	N	E	H	D	K	A	E	P	S	T

Copy the unused letters and unscramble:

Hidden Message:

Y _ _ _ _ F _ _ _ _ _

 _ _ _ _ S _ _ _ _ Y _ _ _ _ !



POET'S PAGE

Below is an unfinished poem about Alexander Graham Bell. The word at the end of every other line is missing.

YOU be the poet! Look at each underlined word. Think of a word that rhymes with it. Then write the rhyming word in the blank space to finish the sentence.

“HOW CAN YOU USE THE TELEPHONE?”

The telephone can help us in most every way,
We find it is useful many times each _____ .

When I am at my friend's house and want my Mom,
I just dial the number and there she will _____ .

When Tom got hurt at school playing ball,
The teacher picked up the phone
and gave his mom a _____ .

You can call in a car, you can call on a plane,
You can call from a ship, you can call on a _____ .

It is fun to call your grandma, or a cousin far away,
It is fun to call a friend to come over to _____ .

So, we thank you, Mr. Bell, for the telephone,
With it in our house we are never _____ .

THIS POEM OFFICIALLY FINISHED BY POET: _____

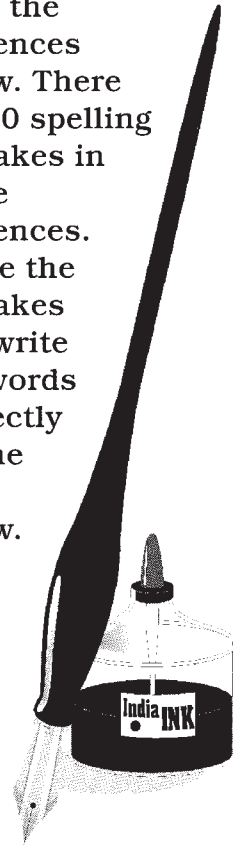
(your name here)

Find The Spelling Mistakes...

The man who first sent human speech over wirez was actually looking for a way to help daf peepke. Bell, who was a teacher at the Boston School for the Deaf, was the first teacher that Helen Keller's parents brot her too. Mr. Bell helped many children lurn to speak and to use sine language. As scientists have continued to studie sound, they have found many ways to help deaf and heering impaired people.

INSTRUCTIONS:

Read the sentences below. There are 10 spelling mistakes in these sentences. Circle the mistakes and write the words correctly on the lines below.



1

2

3

4

5


6

7

8

9

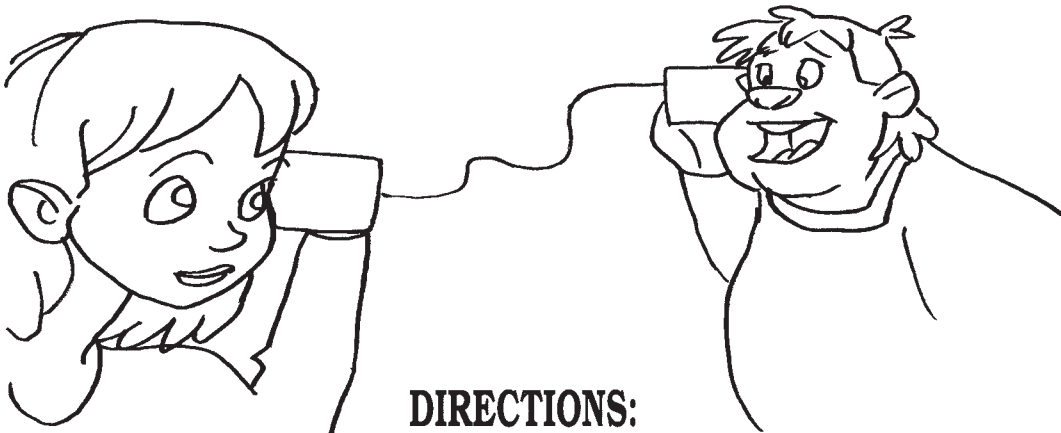
10



Bell explains his new invention to Joseph Henry at the Smithsonian Institute.

TIN CAN PHONE**You Will Need:**

Two empty tin cans with no tops A hammer and a nail
A ball of strong string Two buttons A friend to help you

**DIRECTIONS:**

Hammer the nail through the center of the bottom of each tin can. Pull the nail out.

Take the end of the string and put it through the hole in one of the cans. Pull the string through and tie one of the buttons on the end of the string. Pull the string so that the button goes down against the inside of the can.

Unwind as much string as you want to reach as far as you like. Do not let it touch anything. Cut the string from the ball and put the end through the hole in the second can.

Tie on the button in the same way. Pull back and let the button go against the inside of the can.

Make the string tight between you and the person holding the other can. Do not let it touch anything.

Talk into the can. The button passes on the vibrations of your voice to the tin can. The tin can passes them on to the string, and on to the button, to the can, to the ear of the other person. Have the person talk to you. Hold your can over your ear to listen and near your mouth to speak.

GOOD VIBRATIONS

You may not think of sound as something you can see or feel. However, Alexander Graham Bell taught his deaf students how to speak by helping them understand that sound is made up of vibrations. Try this experiment to learn more about vibrations for yourself.

You will need:

✓a piece of paper

✓a comb

✓a blown-up balloon



1. Fold the comb inside the piece of paper and hold it lightly against your lips. Make a “coo” sound. Feel your lips tingle as the paper vibrates.



2. Hold the balloon against your lips and make a “coo” sound. Feel the balloon vibrate.

3. Have someone else touch the balloon while you speak. Then repeat this exercise with the other person holding the balloon next to his/her mouth as he/she speaks. Can you “feel” the person speak?

DISCONNECTED LINES



These telephone wires have been cut! Reconnect the words that belong together!

Inventor



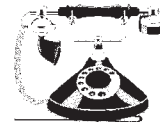
Watson

Businessman



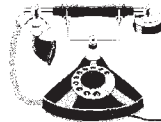
Joseph Henry

Assistant



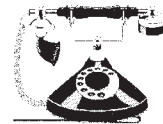

For the Deaf

**Smithsonian
Institute**



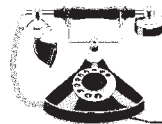
Telegraph

Boston School



David

Harmonic



Hubbard


Student



Bell



Hubbard listens closely to the voice over the telephone.



Letter

SHUFFLE!

See how many words YOU can make out of the letters in the name:

ALEXANDER GRAHAM BELL

NOTE: You cannot use any letter more times that it appears in the name.
(For example: no more than one M, two R's, three E's, four A's, etc.)

3 Letter Words - 1 point each

___ words x 1 = ___ points

4 Letter Words - 2 points each

___ words x 2 = ___ points

5 Letter Words - 3 points each

___ words x 3 = ___ points

6 Letter Words - 4 points each

___ words x 4 = ___ points

TOTAL POINTS _____ :

5-15 = Junior • 16-30 = Intermediate • 31-45 = Advanced • 46-60 points = Ace
61-85 = Champ • 86-100 = Super Champ • 101 and up = Out of Sight!

PUZ

ZLING

POETRY

Each rhyme below describes something or someone from the story of Alexander Graham Bell. Read each rhyme aloud. Then write your answer on the blank.

I am the homeland of “Aleck Bell”,
Along with his brothers, Edward and Mel.
Who am I? _____

I am an instrument Mr. Bell played,
He would study the vibrations my strings made.
What am I? _____

I helped Mr. Bell all day long,
Over the wires I would sing a song.
Who am I? _____

I am Mr. Bell’s invention that transmits speech,
All over the world my words will reach.
What am I? _____



“We did it, Mr. Watson! We did it!”

TRUE OR



FALSE

Read each statement below. If it is true, circle the "T." If it is false, circle the "F."

1. Alexander Graham Bell taught deaf students to speak. T F
2. Mr. Bell worked on many projects. T F
3. Mr. Bell worked alone on his inventions. T F
4. The multiple telegraph was Mrs. Fuller's invention. T F
5. The multiple telegraph could send four messages at the same time. T F
6. Mr. Bell liked to sing "Buffalo Gal." T F
7. Mr. Bell believed the human voice could be sent over a wire. T F
8. Mr. Hubbard paid for the cost of the inventions. T F
9. Mr. Bell stopped teaching in order to work on his invention. T F
10. Mr. Bell had to study more about the electrical theory. T F
11. Mr. Bell was very interested in teaching deaf students to read lips. T F
12. Mr. Bell demonstrated sound and vibration by leaping from a chair. T F

ALEXANDER GRAHAM BELL

QUESTIONS

1. Why did Bell demonstrate vibrations when he began teaching his students to speak?
2. What invention had Mr. Hubbard originally hired Bell to create?
3. Who encouraged Bell to keep learning and keep working on the telephone?
4. How did Bell's deaf students communicate with their teacher?
5. What was the name of Bell's friend who aided with his experiments?
6. What topic did Bell have to study in order to finally complete the telephone?
7. Why was Bell reluctant to reduce his teaching schedule?
8. How did Bell's love for teaching deaf children affect his inventing?
9. Why do you think people say "Creativity is 1% inspiration and 99% perspiration?"
10. Why did Bell want his students to learn to speak properly?
11. Why was the telegraph not the most efficient way for humans to communicate?
12. How did Bell communicate with his deaf students?
13. What message helped both Bell and his students succeed?
14. What physical ailment often slowed down Bell's experiments?
15. What were the first words transmitted over Bell's telephone?




Alexander Graham Bell is the inventor of the telephone.

FUN THINGS TO THINK ABOUT & DO

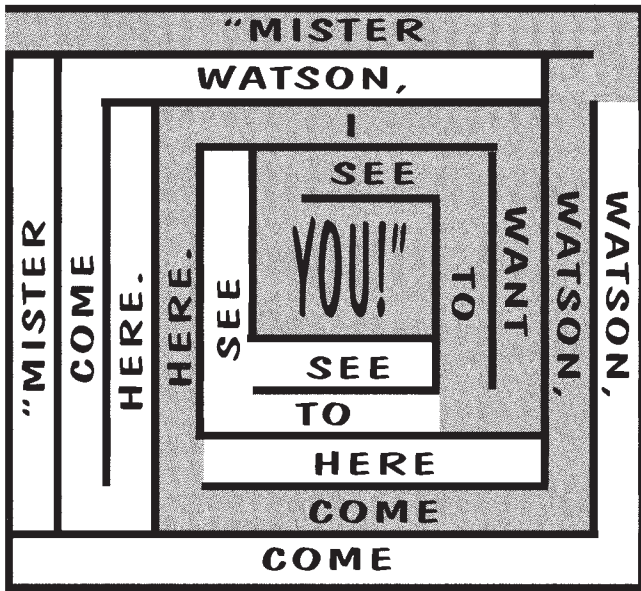
NOTE TO THE TEACHER: These are activities for a group to discuss and think about.

1. Alexander Graham Bell studied electrical theory and acoustics because he wanted to help deaf people. How have other people used their minds to help others in their community?
2. Learn sign language. You can use sign language to communicate with deaf or hearing impaired people. You can also use sign language to communicate ideas and feelings when you must be very quiet or when it is too noisy to hear the human voice.
3. Conduct your own experiments with sound waves, water waves, and electrical waves. Your local library has many books available that can help you discover more about these waves of energy!
4. Tour the facilities of your local phone company. Ask them how telephone service has improved today since Mr. Bell's day.
5. One of Mr. Bell's most prominent character traits was persistence. Why is persistence a valuable quality? How does persistence help people overcome problems?



ANSWER KEY

MYSTERY MESSAGE — PAGE 6



*"MISTER WATSON,
COME HERE.
I WANT TO SEE YOU!"*

WORD SEARCH — PAGE 7

A	R	S	P	M	B	S	T	L	T	V	S	O
M	O	U	T	H	P	I	E	C	E	C	B	A
V	T	E	L	E	G	R	A	P	H	Y	R	M
I	E	B	A	A	L	T	C	E	P	L	A	P
B	L	K	D	R	R	M	H	V	H	I	N	E
R	E	A	R	M	E	L	E	T	B	N	Z	G
A	P	Q	D	E	A	F	R	S	R	D	T	A
T	H	U	A	M	D	B	R	S	N	E	L	U
I	O	T	E	P	S	A	C	U	E	R	R	G
O	N	A	C	D	B	Q	O	C	S	I	G	N
N	E	L	N	B	P	S	I	V	R	U	M	A
E	S	Q	D	R	A	O	N	P	S	P	I	L
P	A	F	I	N	V	E	N	T	I	O	N	X
M	O	R	S	B	F	R	I	L	D	A	G	T

CHARACTER CONNECTION — PAGE 8

16	P	3	C
5	E	15	O
18	R	13	M
19	S	16	P
9	I	1	A
19	S	19	S
20	T	19	S
5	E	9	I
14	N	15	O
3	C	14	N
5	E		

CIRCLE THE PICTURES — PAGE 10

YES	NO	YES
YES	YES	NO
YES	NO	NO

WHO'S WHO? — PAGE 11

1. C - Hubbard
2. E - Joseph Henry
3. B - Mrs. Fuller
4. A - Watson
5. D - David

SOUND OFF — PAGE 12

BELL

NAME THAT SONG — PAGE 14

Lamp
Flower
Bird
Cup
Frog

BUFFALO GAL

ANSWER KEY (cont'd)

HOME SWEET HOME — PAGE 15

Scotland
Canada
United States
Boston

SAY IT WITH SIGNS — PAGE 17

*Bell wanted
to help
deaf people.*

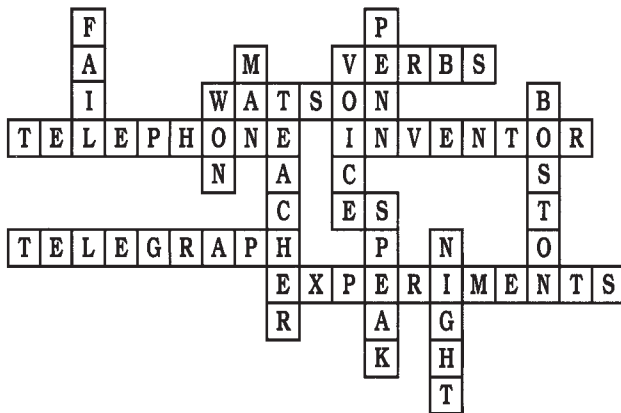
MAKE A SOUND — PAGE 18

*BALL - Bouncing
PENCIL - Writing
DOOR - Slamming
HORN - Blowing
FINGERS - Snapping
BELL - Ringing
DRUM - Beating with sticks
PIANO - Pressing the keys
HANDS - Clapping
TOP - Spinning
MUSIC BOX - Winding*

SUPER SOUNDS — PAGE 19

NO	YES	YES
NO	YES	NO
YES	YES	NO

BELL'S CROSSWORD — PAGE 21



PUZZLING PREFIXES — PAGE 25

1. Telemeter (E/5)
2. Telephone (C/2)
3. Telescope (B/4)
4. Television (A/3)
5. Telegraph (D/1)


HELPING HISTORY — PAGE 26

*MIME - Idea
WATSON - Assistance
HUBBARD - Money
HENRY - Encouragement
MRS. FULLER - Kindness*

WHAT'S NEXT? — PAGE 27

4, 2, 5, 3, 6, 7, 1, 8.
SCOTLAND

HIDDEN MESSAGE — PAGE 29



*YOU ONLY FAIL WHEN
YOU STOP TRYING!*

POET'S PAGE — PAGE 30

*Day
Come
Call
Train
Play
Alone*

FIND THE SPELLING MISTAKES — PAGE 31

furst - FIRST
wirez - WIRES
daf - DEAF
people - PEOPLE
brot - BROUGHT
too - TO
lurn - LEARN
sine - SIGN
studie - STUDY
heering - HEARING

DISCONNECTED LINES — PAGE 35

Inventor	BELL
Business	HUBBARD
Assistant	WATSON
Smithsonian Institute	JOSEPH HENRY
Boston School	FOR THE DEAF
Harmonic	TELEGRAPH
Student	DAVID

PUZZLING POETRY — PAGE 38

SCOTLAND
PIANO
WATSON
TELEPHONE

TRUE OR FALSE — PAGE 40

- | | | |
|------|------|-------|
| 1. T | 5. T | 9. F |
| 2. T | 6. F | 10. T |
| 3. F | 7. T | 11. T |
| 4. F | 8. T | 12. T |

QUESTIONS — PAGE 41

1. *Bell demonstrated vibrations because sound is created by vibrations and he wanted his students to understand that they could make these same vibrations even if they could not hear.*
2. *Mr. Hubbard originally hired Bell to invent the harmonic telegraph.*
3. *Joseph Henry, the administrator of the Smithsonian Institute, encouraged Bell.*
4. *Bell's students communicated through sign language and by reading lips.*
5. *Watson was Bell's assistant.*
6. *Bell had to study electrical theory.*
7. *Bell loved teaching and did not want to give up the profession he loved.*
8. *Bell originally began researching in order to help his deaf students.*
9. *Bell and other inventors must always put in much study and experimentation to bring their ideas (inspiration) to completion.*
10. *He wanted them to be able to communicate with the hearing world in every way.*
11. *It did not communicate ideas or the expression of the human voice.*
12. *He communicated through sign language and speech (reading lips).*
13. *You can only fail if you quit trying.*
14. *Bell had severe headaches.*
15. *The first words transmitted were, "Mr. Watson, come here. I want to see you!"*

Certificate of Achievement

This certifies that

has mastered the

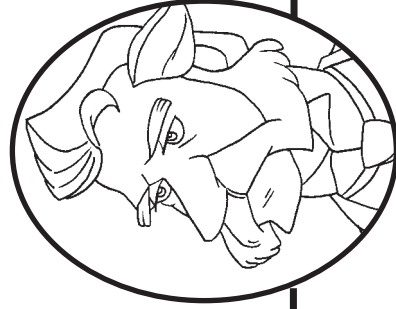
Alexander Graham Bell

RESOURCE & ACTIVITY BOOK

from **NEST Family Entertainment™**

by successfully completing all of the puzzles, games, and activities found herein.

As of this date



NEST Family Entertainment

